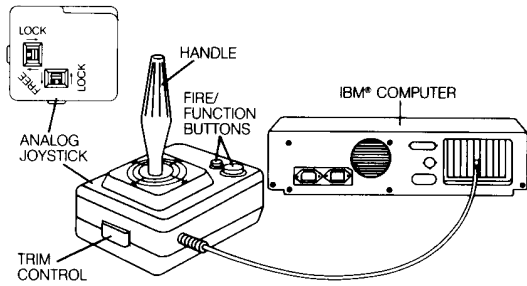
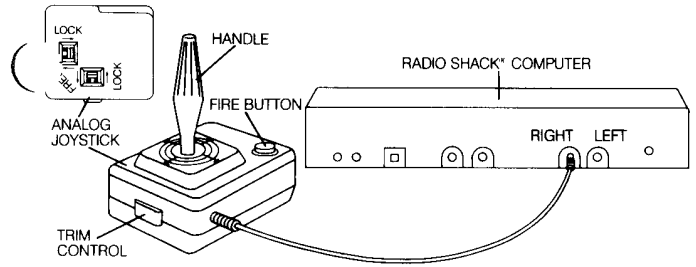


INSTALLATION INSTRUCTIONS FOR COMPUTER COMMAND ANALOG JOYSTICKS



Analog Joystick for IBM® Personal Computer

CONNECTION: To connect the WICO Computer Command IBM® analog joystick, simply plug the analog joystick cord into the WICO interface card port (or similar analog controller card) located on rear panel of the IBM® System Unit. For installation of WICO Interface Card (or similar analog controller card) see appropriate card installation instructions. Your joystick is now ready for operation.



Analog Joystick for Radio Shack® TRS80® Color Computer

CONNECTION: To connect the WICO Computer Command Radio Shack® analog joystick, simply plug the computer connection plug directly into the Color Computer joystick panel input. Your joystick is now ready for operation.

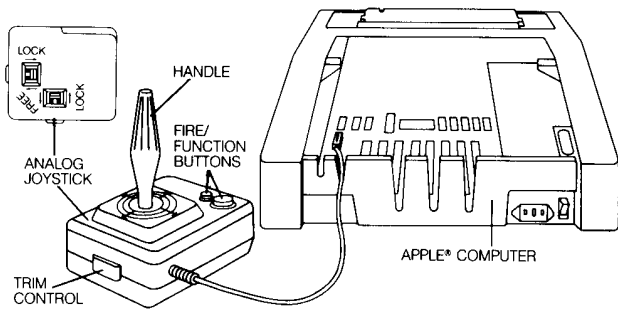
NOTE: If only one joystick is to be used, connect joystick to the right joystick input.

All WICO Computer Command analog joysticks are designed with Spring Return/Free Positioning modes. The joystick handle can be set to center automatically (Spring Return) or "float free" (Free Positioning) by using the mode selection switches on the bottom of the unit (see installation diagrams). Mode selection must be done only when the joystick is in the center position — unit damage may otherwise result.

OPERATION: To assure directional accuracy, always position your Computer Command analog joystick with the word "TOP" facing away from you. With the unit properly positioned, 360 degree movement and variable speed control is provided by moving the joystick handle.

All WICO Computer Command analog joysticks are designed with linear trim controls for each axis (see X, Y as molded on control base). Linear trim controls allow user to adjust cursor position for most efficient use of Spring Return mode. By sliding either or both trim controls, joystick center position and corresponding screen position can be easily adjusted.

FIRE/FUNCTION BUTTONS: All WICO Computer Command analog joysticks provide either one or two fire/function buttons (Apple® and IBM® models feature two independently operating buttons; Radio Shack® model features one button) located at unit's left-hand side, on top of base. Fire/function buttons are completely software compatible and can be used for any application depending on program design.



Analog Joystick for Apple® II, IIe and II Plus Home Computers

CONNECTION: To connect the WICO Computer Command Apple® analog joystick, first remove the Apple® computer cover. Next, carefully insert the joystick plug into the 16-pin game I/O port and run the connector cord through the slot provided on the rear of the Apple® unit, as shown in diagram. Then replace the computer cover, and your joystick is ready for operation.

MEET THE ENTIRE COMMAND CONTROL LINE.

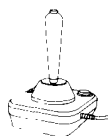
Any one makes a perfect gift.

WICO makes the controls for more than 500 different arcade video games... Arcade owners demand the most durable, most accurate, fastest controls money can buy. That's what WICO delivers. And now, WICO brings the same high quality and high scores to your home video system.

- Superior control.
- Pinpoint firing accuracy.
- Incredible durability.
- Full 5-foot cord for ease of movement.

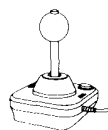
The COMMAND CONTROL joysticks

- Injection-molded modular construction and 6 leaf-type molded switches —just like WICO's commercial arcade models.
- Two fire button locations, activated by a base-mounted slide switch.
- Work directly with the Atari® 2600™, Sears Arcade Game, Atari® 400™, 600™, 800™ and 1200™ Home Computers, and the Commodore 64™ and VIC-20™ Home Computers.



Joystick 15-9714

- Extra-long arcade-style bat handle grip that moves smoothly and easily into all 8 standard positions.



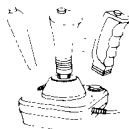
Famous Red Ball™ Joystick 15-9730

- Arcade-type red ball handle that moves smoothly and easily into all 8 standard positions.



Power Grip™ Joystick 50-2020

- Ergonomically-engineered grip handle designed to fit both the hand and mind, and to lessen hand fatigue.



Three-Way Deluxe Joystick 50-2010

- Your choice of three different ergonomic handles to change as easily as you change video games.

The COMMAND CONTROL joystick/keypads



- Arcade-size joystick handle.
- Rubber diaphragm module delivers arcade action and feel.
- Keypad is 12-key button cluster with tactile feedback switches.
- Fire buttons on handle and each side of keypad base.
- Three different models available:
 - ColecoVision™ model—50-0299
 - Intellivision™ I model—50-0300
 - Intellivision™ II model—50-0298

The COMMAND CONTROL Atari® 5200™ analog joystick 50-1043



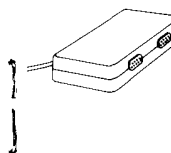
- Designed specifically for the Atari® 5200™.
- Dual heavy-duty potentiometers for full 360 degree movement and speed control of on-screen objects.
- Arcade-size handle features spring return/free positioning option.
- Two leaf-switch activated fire buttons.
- Includes Y-cord for use with original Atari® 5200™ controller.
- Externally mounted trim controls.

The COMMAND CONTROL trackballs



- Injection-molded modular construction.
- Phenolic ball provides unique 360 degree movement to an infinite number of positions and varies the speed of on-screen objects.
- Quick-action fire button(s) next to the ball, for smooth, two-handed control.
- Three different models available:
 - Atari® Sears and Commodore model—72-4545
 - Texas Instruments model—72-4560
 - Odyssey® Video Game model—72-4555

The COMMAND CONTROL adaptors



- Make Command Control and THE BOSS™ switch-type joysticks (except ColecoVision™/Intellivision™ models) work with up to 13 different home video games and computers.
- Three different models available:
 - Texas Instruments Home Computer—72-4530
 - Apple® II, IIe, II Plus Home Computers*—72-4525
 - Odyssey® Home Video Game (plug-in controls)—72-4540

The COMMAND CONTROL extension cords

- For use with all Command Control joysticks, adaptors and trackballs (except the WICO Joystick/Keypad for Intellivision™ I).
- Two lengths available: 6' length—15-1755 • 12' length—15-1756

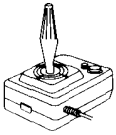
MEET THE ENTIRE COMPUTER COMMAND™ LINE.

Any one makes a perfect gift.

Over 500 different arcade video games use WICO controls...the most durable, most accurate, fastest controls money can buy. That kind of quality has never been available for home computers. Now, WICO Computer Command is the first complete line of controls built to match wits with today's sophisticated computer software.

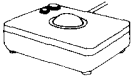
- Fast, ultra-smooth movement.
- Instantaneous stopping power.
- Arcade-strong construction.
- Full 5-foot cord for ease of movement.

The COMPUTER COMMAND analog joysticks



- Designed specifically for today's most popular computer software.
- Dual heavy-duty potentiometers for full 360 degree movement and speed control of on-screen objects.
- Handle can spring back to center or float freely.
- Big, arcade-size grip.
- Trim controls mounted outside for easy adjustment.
- Responsive leaf-switch activated fire button(s) on base.
- Three different models available:
 - IBM® Personal Computer model—50-0110 (Requires WICO IBM® Interface Card—50-2070—or similar analog controller card)
 - Apple® II, IIe, II Plus Home Computer model—50-1030
 - Radio Shack® TRS80® Color Computer model—50-1010

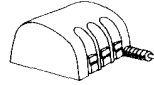
The COMPUTER COMMAND trackballs



- Designed specifically for this year's most popular computers.
- Phenolic ball provides 360 degree movement to an infinite number of positions and varies the speed of on-screen objects.
- Features an optical encoder design.
- Quick-action fire button(s) next to the ball for smooth, two-handed control.


- Three different models available:
 - Apple® II, II Plus Home Computer model—72-4521 (Requires WICO Apple® PCI Controller Card model—50-2071)
 - Radio Shack® TRS80® Color Computer model—72-4550
 - IBM® Personal Computer model—50-2090 (Requires WICO IBM® Interface Card—50-2070)

The COMPUTER COMMAND Mouse




- An optically-encoded mechanical cursor control that simplifies word processing, spreadsheets, programs, graphics and games.
- Three function buttons provide a wide range of program applications and allow more work options to be exercised without accessing the keyboard.
- Two models available:
 - Apple® II and II Plus Home Computer model—50-2110 (Requires WICO Apple® PCI Controller Card)
 - IBM® Personal Computer model—50-2111 (Requires WICO IBM® Interface Card—50-2070 to be used with RS-232 Mouse software)

The COMPUTER COMMAND Interface Cards



- IBM® model 50-2070
 - Can be used with WICO IBM® Mouse, trackball and analog joystick.
 - RS-232C compatible serial port.
- Apple® PCI model 50-2071
 - Can be used with WICO Apple® Mouse and trackball and any Command Control or THE BOSS switch-type joystick. Does not interfere with any normal use of WICO Computer Command analog joysticks or similar analog joystick.
 - Allows Apple® II and II Plus owners complete software compatibility for programs such as word processing, electronic spreadsheets, games or any other programs.
 - Gives trackball control for Apple® programs using keyboard or controllers for directional information.
 - Eliminates complicated keystroke sequences for cursor control.



THE BOSS™ Joystick model 50-2030

Starting today, you're the boss. You play to win. And you do. The reason? THE BOSS is precision-engineered to do what no joystick has ever done. It has a mind like a computer — and the guts to match. You and THE BOSS can boss any game around.

- Heavy-duty PC. Board and sensitive leaf-switches provide instant contact for superb accuracy and speed.
- No-slip grip gives hours of comfortable play.
- Thermo-molded base and heavy duty components take your toughest punishment.
- Split-second reaction time for unmatched accuracy.
- Works directly with the Atari® 2600™, Atari® 400™, 600™, 800™ and 1200™ Home Computers, Sears Arcade Game, and the Commodore 64™ and VIC-20™ Computer Systems.
- With appropriate WICO Command Control adaptors, will work with Texas Instruments Home Computers, Apple® II, IIe, II Plus Home Computers,* and Odyssey® Video Games.