


*Eliminate glare  
and reflections  
instantly with...*

# TRS-80<sup>TM</sup> ANTI-GLARE MASK



Without Anti-Glare Mask

With Anti-Glare Mask

*This unretouched photo tells the story. Which side of the screen would you rather view?*

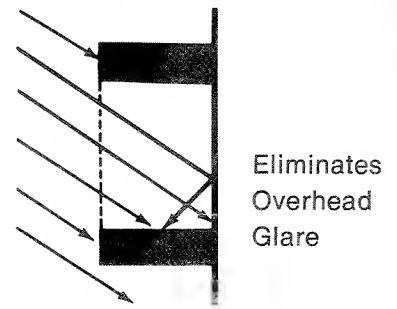
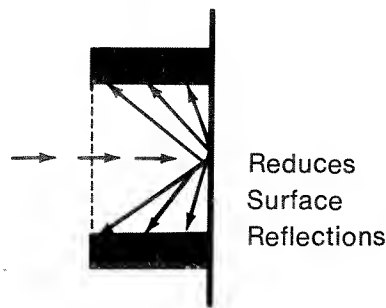
## For TRS-80 Models I, II and III.

Your TRS-80 video screen is designed to provide maximum contrast and easy viewing under normal lighting conditions. However, bright overhead lights, direct sunlight and other types of lighting can often produce glare and reflections. This is distracting, and, in severe cases, such conditions can result in eyestrain, operator fatigue and errors from misreading. The TRS-80 Anti-Glare Mask gives you a low-cost and very effective solution to virtually all glare and reflection problems.

## Highest Quality. Easy to Install.

The TRS-80 Anti-Glare Mask is a glare-reducing filter made of the finest optical-grade nylon fiber. Since characters are viewed *through* its special apertures, your TRS-80's high resolution and contrast are maintained. A precision grid structure absorbs surface reflections and overhead glare. As the photo demonstrates, even extreme problems can be remedied. The Anti-Glare Mask requires no maintenance, except for periodic cleaning, and a specially treated dust cloth is included. No tools are needed for installation, which takes just a few seconds.





# How to install TRS-80<sup>TM</sup> ANTI-GLARE MASK

**1. Clean** TRS-80 video screen and both sides of the Anti-Glare Mask with the included 6x8" dust cloth.

**2. Peel** the protective backing from the Anti-Glare Mask frame and position it over the TRS-80 screen.

**3. Stick**—Gently press the Anti-Glare Mask frame to contact the TRS-80 housing. Readjust contrast and brightness controls. This completes installation. See the difference it makes!



Custom Mfd. in USA for Radio Shack  
A Division of Tandy Corporation, Fort Worth, Texas 76102