


# TRS-80<sup>®</sup> COLOR MOUSE

For Color Computer

Operation Manual

Catalog Number 26-3025



**RADIO SHACK, A DIVISION OF TANDY CORPORATION**

**U.S.A.: FORT WORTH, TEXAS 76102  
CANADA: BARRIE, ONTARIO L4M 4W5**

**TANDY CORPORATION**

AUSTRALIA

91 KURRAJONG ROAD  
MOUNT DRUITT, N. S. W. 2770

BELGIUM

PARC INDUSTRIEL DE NANINNE  
5140 NANINNE

U. K.

BILSTON ROAD WEDNESBURY  
WEST MIDLANDS WS10 7JN

## SERVICE POLICY

Radio Shack's nationwide network of service facilities provides quick, convenient, and reliable repair services for all of its computer products, in most instances Warranty service will be performed in accordance with Radio Shack's Limited Warranty. Non-warranty service will be provided at reasonable parts and labor costs.

Because of the sensitivity of computer equipment, and the problems which can result from improper servicing, the following limitations also apply to the services offered by Radio Shack:

1. If any of the warranty seals on any Radio Shack computer products are broken, Radio Shack reserves the right to refuse to service the equipment or to void any remaining warranty on the equipment.
2. If any Radio Shack computer equipment has been modified so that it is not within manufacturer's specifications, including, but not limited to, the installation of any non-Radio Shack parts, components, or replacement boards, then Radio Shack reserves the right to refuse to service the equipment, void any remaining warranty, remove and replace any non-Radio Shack part found in the equipment, and perform whatever modifications are necessary to return the equipment to original factory manufacturer's specifications.
3. The cost for the labor and parts required to return the Radio Shack computer equipment to original manufacturer's specifications will be charged to the customer in addition to the normal repair charge.

TERMS AND CONDITIONS OF SALE AND LICENSE OF RADIO SHACK COMPUTER EQUIPMENT AND SOFTWARE PURCHASED FROM A RADIO SHACK COMPANY OWNED COMPUTER CENTER, RETAIL STORE OR FROM A RADIO SHACK FRANCHISEE OR DEALER AT ITS AUTHORIZED LOCATION.

### LIMITED WARRANTY

#### I. CUSTOMER OBLIGATIONS

- A. CUSTOMER assumes full responsibility that this Radio Shack computer hardware purchased (the "Equipment"), and any copies of Radio Shack software included with the Equipment or licensed separately (the "Software"), meets the specifications, capacity capabilities, versatility and other requirements of CUSTOMER.
- B. CUSTOMER assumes full responsibility for the condition and effectiveness of the operating environment in which the Equipment and Software are to function and for its installation.

#### II. RADIO SHACK LIMITED WARRANTIES AND CONDITIONS OF SALE

- A. For a period of ninety (90) calendar days from the date of the Radio Shack sales document received upon purchase of the Equipment, RADIO SHACK warrants to the original CUSTOMER that the Equipment and the medium upon which the Software is stored is free from manufacturing defects. THIS WARRANTY IS ONLY APPLICABLE TO PURCHASES OF RADIO SHACK EQUIPMENT BY THE ORIGINAL CUSTOMER FROM RADIO SHACK COMPANY OWNED COMPUTER CENTERS, RETAIL STORES AND FROM RADIO SHACK FRANCHISEES AND DEALERS AT ITS AUTHORIZED LOCATION. The warranty is void if the Equipment's case or cabinet has been opened or if the Equipment or Software has been subjected to improper or abnormal use. If a manufacturing defect is discovered during the stated warranty period, the defective Equipment must be returned to a Radio Shack Computer Center, a Radio Shack retail store, participating Radio Shack franchisee or Radio Shack dealer for repair, along with a copy of the sales document or lease agreement. The original CUSTOMER'S sole and exclusive remedy in the event of a defect is limited to the correction of the defect by repair, replacement, or refund of the purchase price, at RADIO SHACK'S election and sole expense. RADIO SHACK has no obligation to replace or repair expendable items.
- B. RADIO SHACK makes no warranty as to the design, capability, capacity, or suitability for use of the Software, except as provided in this paragraph. Software is licensed on an "AS IS" basis, without warranty. The original CUSTOMER'S exclusive remedy in the event of a Software manufacturing defect is its repair or replacement within thirty (30) calendar days of the date of the Radio Shack sales document received upon license of the Software. The defective Software shall be returned to a Radio Shack Computer Center, a Radio Shack retail store, participating Radio Shack franchisee or Radio Shack dealer, along with the sales document.
- C. Except as provided herein, no employee, agent, franchisee, dealer, or other person is authorized to give any warranties of any nature on behalf of RADIO SHACK.
- D. Except as provided herein, RADIO SHACK MAKES NO WARRANTIES, INCLUDING WARRANTIES OF MERCHANTABILITY OR FITNESS FOR A PARTICULAR PURPOSE.
- E. Some states do not allow limitations on how long an implied warranty lasts, so the above limitations may not apply to CUSTOMER.

#### III. LIMITATION OF LIABILITY

- A. EXCEPT AS PROVIDED HEREIN, RADIO SHACK SHALL HAVE NO LIABILITY OR RESPONSIBILITY TO CUSTOMER OR ANY OTHER PERSON OR ENTITY WITH RESPECT TO ANY LIABILITY, LOSS OR DAMAGE CAUSED OR ALLEGED TO BE CAUSED DIRECTLY OR INDIRECTLY BY EQUIPMENT OR SOFTWARE, SOLD, LEASED, LICENSED OR FURNISHED BY RADIO SHACK, INCLUDING, BUT NOT LIMITED TO, ANY INTERRUPTION OF SERVICE, LOSS OF BUSINESS OR ANTICIPATORY PROFITS OR CONSEQUENTIAL DAMAGES RESULTING FROM THE USE OR OPERATION OF THE EQUIPMENT OR SOFTWARE. IN NO EVENT SHALL RADIO SHACK BE LIABLE FOR LOSS OF PROFITS OR ANY INDIRECT, SPECIAL, OR CONSEQUENTIAL DAMAGES ARISING OUT OF ANY BREACH OF THIS WARRANTY OR IN ANY MANNER ARISING OUT OF OR CONNECTED WITH THE SALE, LEASE, LICENSE, USE OR ANTICIPATED USE OF THE EQUIPMENT OR SOFTWARE. NOTWITHSTANDING THE ABOVE LIMITATIONS AND WARRANTIES, RADIO SHACK'S LIABILITY HEREUNDER FOR DAMAGES INCURRED BY CUSTOMER OR OTHERS SHALL NOT EXCEED THE AMOUNT PAID BY CUSTOMER FOR THE PARTICULAR EQUIPMENT OR SOFTWARE INVOLVED.
- B. RADIO SHACK shall not be liable for any damages caused by delay in delivering or furnishing Equipment and/or Software.
- C. No action arising out of any claimed breach of this Warranty or transactions under this Warranty may be brought more than two (2) years after the cause of action has accrued or more than four (4) years after the date of the Radio Shack sales document for the Equipment or Software, whichever first occurs.
- D. Some states do not allow the limitation or exclusion of incidental or consequential damages, so the above limitations or exclusions may not apply to CUSTOMER.

#### IV. RADIO SHACK SOFTWARE LICENSE

RADIO SHACK grants to CUSTOMER a non-exclusive, paid-up license to use the RADIO SHACK Software on one computer, subject to the following provisions:

- A. Except as otherwise provided in this Software License, applicable copyright laws shall apply to the Software.
- B. Title to the medium on which the Software is recorded (cassette and/or diskette) or stored (ROM) is transferred to CUSTOMER, but not title to the Software.
- C. CUSTOMER may use Software on one host computer and access that Software through one or more terminals if the Software permits this function.
- D. CUSTOMER shall not use, make, manufacture, or reproduce copies of Software except for use on one computer and as is specifically provided in this Software License. Customer is expressly prohibited from disassembling the Software.
- E. CUSTOMER is permitted to make additional copies of the Software only for backup or archival purposes or if additional copies are required in the operation of one computer with the Software, but only to the extent the Software allows a backup copy to be made. However, for MS-DOS Software, CUSTOMER is permitted to make a limited number of additional copies for CUSTOMER'S own use.
- F. CUSTOMER may rent or distribute unmodified copies of the Software provided CUSTOMER has purchased one copy of the Software for each one sold or distributed. The provisions of this Software License shall also be applicable to third parties receiving copies of the Software from CUSTOMER.
- G. All copyright notices shall be retained on all copies of the Software.

#### V. APPLICABILITY OF WARRANTY

- A. The terms and conditions of this Warranty are applicable as between RADIO SHACK and CUSTOMER to either a sale of the Equipment and/or Software License to CUSTOMER or to a transaction whereby RADIO SHACK sells or conveys such Equipment to a third party for lease to CUSTOMER.
- B. The limitations of liability and Warranty provisions herein shall inure to the benefit of RADIO SHACK, the author, owner and/or licensor of the Software and any manufacturer of the Equipment sold by RADIO SHACK.

#### VI. STATE LAW RIGHTS

The warranties granted herein give the original CUSTOMER specific legal rights, and the original CUSTOMER may have other rights which vary from state to state.

## Table of Contents

Introduction . . . . .	6
1/ Description of the Color Mouse . . . . .	7
2/ Setting-Up the Color Mouse . . . . .	7
3/ Using the Color Mouse . . . . .	8
4/ Care and Maintenance . . . . .	10
5/ Specifications . . . . .	10

## Introduction

For those Color Computer programs that require exact positioning of the Cursor, you'll find the TRS-80® Color Mouse far superior to conventional X-Y controllers.

Furthermore, creating Color Computer Graphics becomes much easier and faster with the Color Mouse.

The Color Mouse is designed to be used in place of, or in conjunction with, Joysticks (Radio Shack Catalog Number 26-3008).

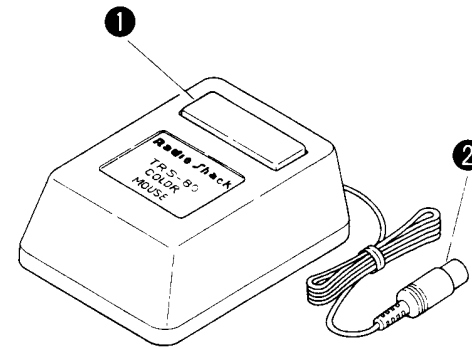
In this manual, you'll learn how to:

- Setup the Color Mouse with your Color Computer
- Use the Color Mouse

For a great example of how the Color Mouse makes your Cursor control easier and more efficient, try the following TRS-80® Color Computer programs:

Galactic Attack (26-3066)  
Polaris (26-3065)  
Wildcatting (26-3067)

## 1/ Description of the Color Mouse



- ① Fire Button. Press to fire or make menu selections.
- ② Computer Connector. Connects to either JOYSTICK Connector at the back of the Color Computer. \*

\* Consult the individual Color Computer program manual for instructions.

## 2/ Setting-Up the Color Mouse

- 1 Plug the Connector into either JOYSTICK Connector at the back of the Color Computer. \*
- 2 Place the Color Mouse on a flat plane (table top, desktop, or floor).
- 3 Place a sheet of paper between the flat surface and the Color Mouse to prevent marring of the flat surface.

\* If you have only one Color Mouse but also have Joysticks, connect a Joystick to one jack and the Color Mouse into the other for two-person control. The individual Color Computer program manual will tell you which Jack to use if you only have a Color Mouse.

### 3/ Using the Color Mouse

After setting-up the system and installing the Color Mouse, controlling the Cursor becomes a matter of logic. If you are playing one of the popular TRS-80® Color Computer games (such as Galactic Attack) press the red Fire Button to fire missiles. When using the Color Mouse, make sure the red Fire Button is at the top of the unit, facing the television.

The Cursor movement is relative to your movement of the Color Mouse. Horizontally and vertically, the Color Mouse divides the Screen into 64 steps (0-63). Therefore, the centerpoint of the Screen is X=32, Y=32. The maximum movement of the Color Mouse is approximately 4.5" (horizontally and vertically). Keep in mind that you can move diagonally. And, if you are drawing graphics, it's easy to move in a circular pattern with the Color Mouse. The available movement area and the direction you can move the Cursor is governed by the Color Computer program you are using. Some programs will let you use the entire Screen area. Other programs may restrict your movement to certain areas of the Screen. The next page illustrates the maximum movement capabilities of the Color Mouse:

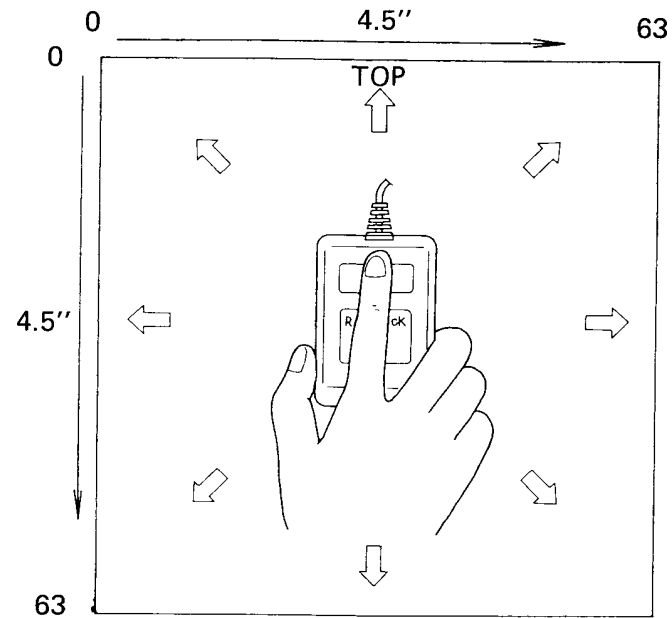
To move the Cursor to the upper portion of the Screen, move the Color Mouse away from you.

To move the Cursor to the lower portion of the Screen, move the Color Mouse toward you.

To move the Cursor to the left, move the Color Mouse to your left.

To move the Cursor to the right, move the Color Mouse to your right.

For an example of how the Color Mouse functions, consult pages 84-88 in the "Getting Started With Color BASIC" manual included with your Color Computer.



#### 4/ Care and Maintenance

- Do not drop the Color Mouse from any height.
- Be sure to place a clean sheet of paper between the Color Mouse and the flat surface as dirt or grit can collect on the ball and will mar the flat surface if not protected.
- Do not allow the Color Mouse to come in contact with liquid spills. (water, etc.)
- Do not touch the ball on the bottom of the unit.

Inaccurate results or damage to the Color Mouse may result in either case. If the ball does come in contact with your fingers or moisture, use a lint-free cloth to clean (or dry) the unit.

If you continue to experience inaccuracies or problem, check with a qualified Radio Shack service technician.

#### 5/ Technical Specifications

Maximum Movement	4.5"	(110mm)
	(horizontal and vertical)	
Cable Length	5ft	(1.5m)
Dimensions Length	3.5"	(90mm)
Width	2.5"	(62mm)
Height	1.3"	(34mm)
Weight	6.8oz	(210 grs)
Temperature Range	32 to 104°F (0 to 40°C)	
Storage Range	-40 to 149°F (-40 to 65°C)	
Ambient Humidity	10 to 80% Relative (non-condensing)	