

ELECTRONICS Australia

March, 1969

Incorporating RADIO, TELEVISION & HOBBIES

Vol. 30 No. 12



30c

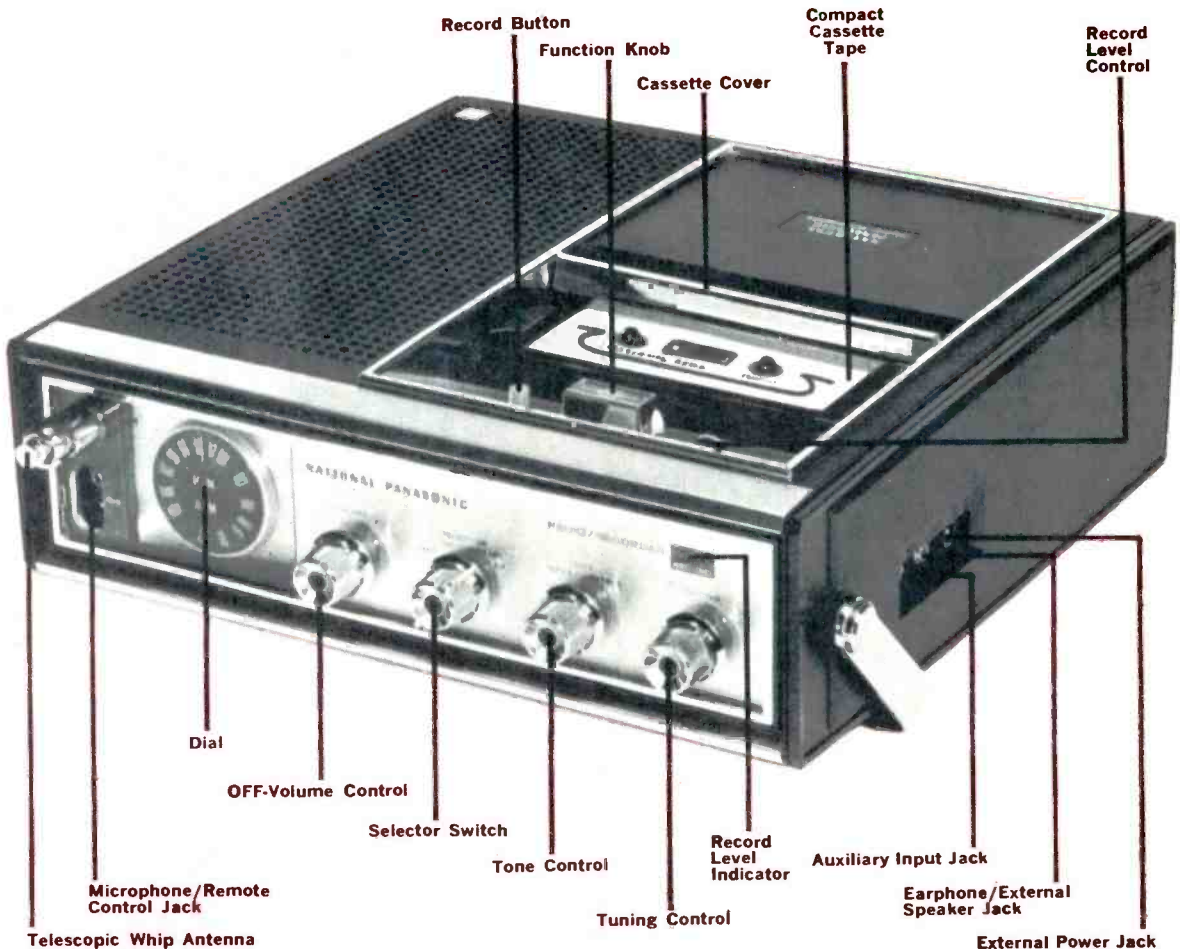
AIR CONDITIONING—KING SIZE!

Organ tremulant, vibrato • 100MHz I-C divider
Making gramophone records • Talking light beams

Registered in Australia for transmission by post as a periodical




NATIONAL CAR RADIOCORDER



Fully portable, complete dual entertainment unit!

It's a car radio. It's a portable radio. It's a cassette recorder. National's new RF7270 is the absolute ultimate in entertainment! It works from its own batteries, or from your car battery, or (with an optional extra adaptor) from house power. The radio's FM/AM with 2W output and automatic frequency control. The

recorder has AC bias and erasing to eliminate distortion. The whole unit is solid state. With the optional extra bracket, it plugs into car power, antenna, and speaker in a flash, and locks electrically when you turn the ignition off. Find out more about it. Hear it at your nearest National retailer, or send today for more information!



To: HACO DISTRIBUTING AGENCIES PTY. LIMITED
57/69 Anzac Parade, Kensington, N.S.W. 2033.

Please send me free details on the National RF7270 Car Radiocorder

NAME _____

ADDRESS _____

POSTCODE _____

ELECTRONICS Australia

Incorporating "RADIO, TELEVISION and HOBBIES"

Volume 30, No. 12

ABC certified circulation in excess of 47,000.

Editor:
NEVILLE WILLIAMS, M.I.R.E.E. (Aust.)
(VK2XV).

Assistant Editor:
PHILIP WATSON, A.M.I.R.E.E. (Aust.)
(VK2ZPW).

Technical Editor:
JAMIESON ROWE, B.A. (Syd.), B.Sc.
(Technology, N.S.W.), A.M.I.R.E.E.
(Aust.).

Technical Staff:
IAN POGSON (VK2AZN).
ANTHONY LEO (VK2ZHK).
HARRY TYRER (VK2ZHH).
JOHN HORSFIELD.
ROBERT FLYNN.
LEO SIMPSON.

Editorial Office:
12th Floor, 235-243 Jones Street.
Broadway, Sydney, Australia. Phone
2-0944, Ext 2531 2525-6-7.

Postal Address:
Box 2728, G.P.O., Sydney, 2001, Aus-
tralia.

Advertising:
SELWYN SAYERS, Mgr. Sydney.
BILL SUMMONS, Rep. Sydney.
Offices: 8th Floor, 235-243 Jones Street.
Broadway, Sydney, Australia. Phone
2-0944, Ext 2931, 2508, 2943.
CLARRIE LEVY, Rep. Melbourne, 392
Little Collins Street, 3000. Ph. 67-8131.

Circulation:
A. Parker, Mgr.
Offices 9th Floor 235-243 Jones Street.
Broadway, Sydney, Australia. Phone
2-0944, Ext. 2505, 2509.

Subscription Rates—See back page.

Representation:
Melbourne—John Fairfax & Sons Ltd.,
392 Little Collins St., 3000. Ph. 67-8131.
Brisbane—Sungrave Pty. Ltd., 78
Elizabeth Street, 4000. Ph. 2-6688.
Adelaide—John Fairfax & Sons Ltd.,
104 Currie Street, 5000. Ph. 51-3502.
Perth—Sungrave Pty. Ltd., 847 Hay
Street, 6000. Phone 23-4513.
Newcastle, N.S.W.—Associated News-
papers Ltd. 22 Bolton Street 2300.
Phone 2-3696.
London—John Fairfax & Sons (Aust.)
Ltd., Reuter Building, 85 Fleet Street.
New York—The Sydney Morning
Herald Ltd., "Times Annex," 229 West
43rd Street.

Distribution:
Distributed in N.S.W. by Sungrave
Pty. Ltd., Jones St., Broadway, Sydney.
N.S.W.: in Victoria by Sungrave Pty.
Ltd., 392 Little Collins Street, Mel-
bourne; in South Australia by Sun-
grave Pty. Ltd., 104 Currie Street,
Adelaide; in Western Australia by
Western Press; in Queensland by
Gordon and Gatch (Asia) Ltd.; in New
Zealand by Truth (N.Z.) Ltd.; in Tas-
mania by Davies Bros. Ltd., "Mercury,"
Hobart.



Build . . . and relax

A traditional picture of contentment has been that of the old-time craftsman — a man able to select or create his own raw materials, evolve his own designs, cope with the rough work and the fine finish, sell the end product and win further orders on the merit of his own highly personal accomplishments. Perhaps the picture has been overpainted but there is no doubt that industrial and social developments through the years have, for many people, reduced the breadth of their involvement in their daily work. They are now much more a cog in some vast industrial, commercial, or tuitional machine.

The steps to this situation have been progressive, over a hundred years or more:

- Initially machines and motive power drove a wedge between man and his product, by substituting for his muscle power and manipulative skill.
- Multiplication of machines and power sources led to mass production, with skills diverted to narrower, more repetitive work.
- Automatic sensing and control techniques made machines more self-sufficient, less reliant on the skill of the operator.
- In the last decade computers have "mechanised" planning, computation and design, as surely as machines have mechanised production.
- Machines, sensing and control techniques, and computers in combination have made possible systems of automatic production with a degree of complexity, precision and speed which human craftsmen could not possibly match.

The fact that man has contrived such automatic production may be good for his collective ego, but the restriction of individual human endeavour to a particular system-oriented task—be it in a factory or a computer hall — is certainly not in the best interests of a contented, broadly based life.

If the frustration of a too-narrow work involvement has contributed to social unrest, it has also strengthened the more healthy and constructive urge for many to "do-it-yourself." It is not just to save money that people from all walks of life choose at weekends to paint their own houses, repair their own cars, build their own boats; that readers of this journal, engaged during the weeks in a variety of industrial, commercial and educational activities, gain pleasure, instruction and relaxation from building anything from a crystal set to a complete hi-fi system.

W. N. Williams

March, 1969

Machine Intelligence	8
Electronics in Libraries	12
Mortar Locating Radar	17
Examining the Atom	18
Co-operation in Broadcasting	21
Review — Computer Plots Race	
Yacht's Daily Course	23
Review — Image Intensifier	
Tube for Night Viewing	25
Review — Paper Dry Cell	27
Scientific and Industrial News	29
Zinc-Air High-Energy Battery	36
Scaler/Divider Using ICs	44
The Serviceman	56
Organ Tremulant, Vibrato	61

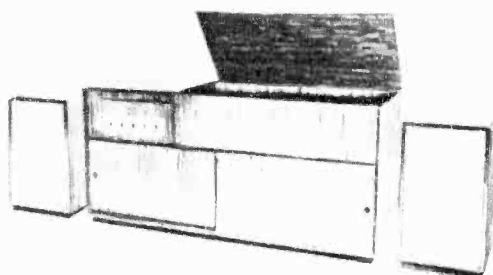

Forum	71
Flashing Warning Lights	75
Low-Frequency Converter	76
Simple Telegraph System	85
Reader Built It	91
Audio Topics — Manufacturing	
Gramophone Records	95
Classical Reviews	105
Documentary Records	109
Variety Fare	113

Trade Reviews and Releases	128
Technical Publications	137
Amateur Band News	145
Listening Around the World	155
Index to Volume 30	165
Answers to Correspondents	167
Classified Advertisements	175
Classified Advt. Form.	176
Advertisers' Index	176
Errata and Notes	166

COVER PICTURE: One of the impressive features of the Royal Festival Hall, London, is the air-conditioning system, which can cope with a full audience "load" without introducing perceptible sound. Controlled from this room in the basement, the system also services the Queen Elizabeth Hall which is adjacent to the R.F.H.

INSTROL *hi-fi systems ...*

There's a custom built Instrol hi-fi System to suit every possible purpose. For example, this prestige system, based on the magnificent new Instrol Cabinets "Series One Thousand." We suggest the Kenwood TK250 Amplifier, and Dual 1019 Player (with Shure M75G magnetic cartridge), plus two Wharfedale Super 12 RSDD Speakers all fitted in Instrol Teak Cabinets one Model 1002 and two of enclosure 1001. Built and tested for \$709.50. Many fine combinations can be produced to suit your requirements, with and without tape recorders, in any of the craftsman-made cabinets from the Instrol range. Let us quote you for your choice. You can save more money if you prefer to assemble your own from Instrol Cabinet Kits.





Here's another splendid selection. Take Instrol Model 375 R.S. Cabinet, with two Wharfedale Super 10 Speakers fitted into Instrol Vented Enclosures. The cabinet work may be Queensland Maple, Teak or Walnut. For your amplifier, what better than Instrol, solid state Model 20-20, or Kenwood TK150 or Instrol Model AT1 Amp-Tuner. Add Sony TC255 Tape Deck, and Dual 1015 (with Shure M44MG magnetic cartridge). Cost, within the range of \$690.00 and \$731.00. The same systems, but without tapedeck and fitted in Instrol Model 250 R.S. Cabinet, between \$453.00 and \$494.00.

SPECIAL

Two compact, shelf or table mounting systems — quality at very low cost.

(A) Instrol 20-20 Solid State Amplifier, plus BSR UA70 Player, fitted to Instrol Model 75 Cabinet (Teak) which features hinged perspex top. Add two Instrol-Mullard mini speaker systems. \$229.00

(B) Instrol 20-20 Solid State Amplifier, plus Dual 1010F or Garrard AT60/2 Player, in Model 50 Cabinet, plus two Instrol-Playmaster Bookshelf speaker Systems (all Teak). \$249.00.



PRICE DETAILS:

T101 TUNER (in Metal Case)	\$72.00
T101 TUNER (without case)	\$69.80
20-20 AMP. (in Teak Case)	\$99.00
Combined 20-20-T101 in Teak Case	\$176.00

INSTROL WIDE BAND TUNER Solid State Model T-101


A high quality hi-fi tuner designed to operate with all makes of valve and solid state amplifiers.

- Wide band 530 to 1600KHz
- Tuning Meter. ● Efficient Noise filter.
- R.F. Stage.
- Built-in AC. Power Supply.
- Major Stations, all States clearly marked on large illuminated scale.
- Housed in smart metal box. Available as Amp/Tuner in combination, with the Instrol 20-20 Amplifier, in attractive Teak cabinet (as illustrated) or less cabinet for panel mounting.



Yes, we carry a range of imported Loudspeakers, Players, Amplifiers and Tape Recorders. Please state your requirements and we will gladly quote. All well-known brands stocked.

- | | | |
|--------------|---------------|------------|
| ● INSTROL | ● A.D.C. | ● GARRARD |
| ● FISHER | ● DECCA | ● SONY |
| ● KENWOOD | ● QUAD | ● BRENNELL |
| ● SANSUI | ● LABCRAFT | ● AKAI |
| ● WHARFEDALE | ● ALL BALANCE | ● TEMPO |
| ● GOODMAN'S | ● DUAL | ● LEAK |
| ● SHURE | ● ELAC | |




INSTROL cabinet kits . . .

Easy to
Assemble

**MAKE YOUR OWN HI-FI
FURNITURE FOR LITTLE MORE
THAN HALF COST . . .**

So easy, a child can manage it. The Instrol way—a new simplified method of assembly. A hammer, screwdriver, few hours of your time, and you can make for yourself a complete high quality hi-fi cabinet setting, fully professional in appearance.



Instrol cabinet designs will cater for virtually any make of speaker, player, amplifier, and tape deck. If required, all designs are available ready built and polished, but it's highly economical and much more fun to make your own.

Each kit is complete with all necessary timber parts, plus nails, screws, full, easy to follow instructions. Speaker enclosure kits are complete with acoustic inner-bond lining felt, and acoustic grille cloth. Equipment cabinet kits include hinges, knobs, catches, sliding stays, castors, slides, leg sets, etc. All timber parts precision cut, fit together smoothly . . . panels are best quality veneered in selected Teak or Queensland Maple.


PLAYER STANDS

The Instrol range includes a wide variety of player stands and combination amplifier-player cabinets. High quality perspex covers (clear and tinted) are also available, some hinged, others separate.




EQUIPMENT CABINETS

There are more than sixteen Instrol equipment cabinet designs, all available built and polished or as kits of parts to assemble yourself. They range from massive floor units to compact table models, and include cabinets for record storage and wall shelf units.



SPEAKER ENCLOSURES AND SYSTEMS

Name your speaker and Instrol can supply an enclosure to suit. If it's not in the standard range we can quickly produce enclosures to suit speaker manufacturers' specifications. Enclosures only or complete speaker systems are all available built and polished or as kits.



Post coupon, call, or phone for free fully illustrated Instrol hi-fi cabinet brochure. It includes full specifications and down to earth price details of all Instrol cabinet designs. (If writing please include postage stamp.)



**BROADWAY ELECTRONICS (SALES)
PTY. LTD.**

32 GLEBE PT. ROAD, GLEBE, N.S.W.

Telephone 660-1171. Only 100 yards from Broadway.
OPEN SATURDAY MORNINGS.

Send Coupon for **FREE CATALOGUE.**
(Please enclose postage stamp.)

NAME


ADDRESS

.....

.....

☐ Instrol Hi-Fi ☐ Instrol Cabinets

**Why has the
biggest name
in the battery
business waited
until now to
bring out
alkaline
batteries?**



gold

Alkaline cells have been around for ages. We're the first to admit we're not the first. But because we are the biggest name in the game we had to be sure that our alkaline cell would be significantly better than any other. We believe it is. The Eveready Alkaline Energiser will outlive carbon-zinc up to ten to one because they are more efficient in heavy-duty use. You'll also find that it will outlive comparable alkaline cells. That's because we're still the biggest name in the battery business.



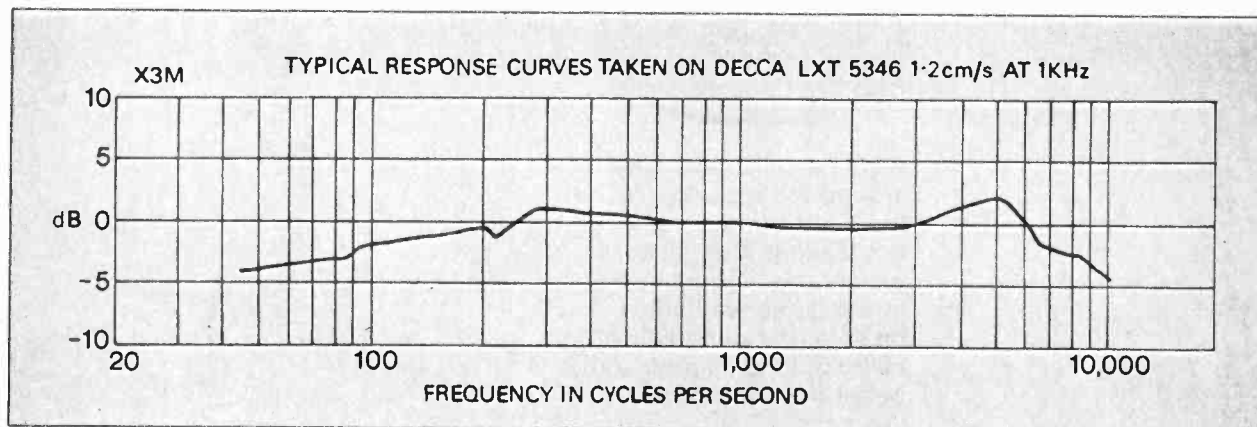

BATTERIES Products of



'Eveready' and 'Union Carbide' are registered trade marks.

E84

**With a BSR X3M
'compatible' cartridge,
almost any mono
record playing
equipment can take
stereo records
(without damaging
them)**



Why compatible cartridges?

An increasing number of record companies are now making stereo LP records only.

Until now these records could not be played on a mono player without distortion and damage to the records.

When playing stereo records the stylus tip moves vertically and horizontally following groove contours. Mono records have grooves which only move the stylus horizontally so old mono cartridges will not allow vertical movement of the stylus. Playing stereo records with old mono cartridges will damage the vertical component of the groove irrevocably.

The X3M 'compatible' cartridge, designed and perfected by BSR, is the answer to this problem. For a small outlay it allows you to play both stereo and mono records without harming either. Retail price, \$6.00.

TECHNICAL DATA X3M

Output: 350 mV \pm 2 dB

1 KHz test record Decca
LXT 5346 at 1.2 cm/s

Frequency Response: See typical curves above

Dynamic Compliance:

Horizontal 3.0×10^{-6} cm/dyne ($\pm 20\%$)

Vertical 1.0×10^{-6} cm/dyne ($\pm 20\%$)

Equivalent Capacity: 800 pF

Nominal

Recommended Loading: 2 M. ohm 100 pF

Stylus Pressure: 4-6 grammes
depending on pick-up arm

Measuring Temperature: 20° C 68° F

Colour: Beige



BSR (A/ASIA) PTY. LTD.
SOUTHERN SECTION INDUSTRIAL ESTATE
ST. MARY'S, N.S.W.
PHONE: 623-0375, 623-0376




DISTRIBUTORS:
GOLDRING ENGINEERING (A/ASIA) PTY. LTD.
443 KENT STREET, SYDNEY, N.S.W.
OFFICES IN ALL CAPITAL CITIES.

BSR:P100

Better sound reproduction begins with the new BSR MA75...

The MA75 is an expression of the craftsmanship and engineering know-how that have made BSR the world leader. Check the features. It gives you a die-cast turntable, switch 'pop' filter, changer muting switch and many other sophisticated ideas usually found only on much more expensive units. BSR have done it again—and it's their best ever.



BSR (A'ASIA) PTY. LTD.

Southern Section Industrial Estate,
St. Marys, N.S.W.
Phones: 623-0375, 623-0376

WHOLESALE DISTRIBUTORS
GOLDRING ENGINEERING (A'ASIA) PTY. LTD.
N.S.W.: 443 Kent St., Sydney, 29-1275
VIC.: 368 Little Bourke St., Melbourne, 67-1197
QLD.: 235 Edward St., Brisbane, 2-7010
W.A.: 91 Hay St., Subiaco, Perth, 8-4988
S.A.: 77 Wright St., Adelaide, 51-5117

COMPUTER — SERVANT OR

It used to be possible to sweep the social challenge of computers under the carpet with the dismissive phrase "high-speed morons." While this term might have been applicable to the early machines, it may now be time to revise our ideas, in view of what machines can now do, and do very well.

Today, computers play draughts at a good club standard; solve difficult problems in logic; compose dull but passable music; outperform librarians in the relevant retrieval of certain classes of documents; translate Russian into useful dog-English; and perform many other exacting tasks of a non-numerical nature. Clearly, if we are to bolster our self-respect as humans in the face of the new wave of machines accomplishments, we may have to find some other way of doing it than by talking about morons.

My own research as a scientist is concerned with teaching computers **not** to be morons, and with attempts to find general rules for doing this. I am fairly optimistic, if that is the right word, about the rate of progress in our own and in other similar laboratories elsewhere, in Britain and abroad. I qualify the word "optimistic" because many people view the objectives of such work with deep unease. If informed that by the late 1970s the first intelligent machines will be in our midst, their dominant feeling would **not** be one of optimism, but rather of gloom and anxiety. I shall leave to a later stage the discussion of whether there is justification for these fears—de-humanisation of life, mass redundancy among brain workers, suffocation of man by surplus leisure, computer-aided snoopers and "thought-police"—and consider first in more detail what is meant by the concept of intelligence in a machine.

The problem of testing a machine to see whether it is intelligent was first discussed by the great British logician and computer pioneer, Alan Turing, who died in the early 1950s. It was from my personal association with Turing during the war and the early post-war years that I acquired my interest in the possibilities of using digital computers to simulate some of the higher mental functions that we call "thinking." Turing proposed the following test. The machine was to be placed on one side of a screen and a human examiner on the other side. Conversation between man and machine was permitted through the medium of a teleprinter. If after an hour or two's typewritten conversation the machine had managed to fool the examiner into thinking that he had been conversing with a human being, then according to Turing the machine's claim to intelligence should be conceded.

There was undoubtedly an excellent idea here and one which foreshadowed the modern trend towards "conversational computing." Unfortunately Turing's test, in its original form, has been refuted by an ingenious conversational computer program called DOCTOR written by Joe Weizenbaum of Massachusetts Institute of Technology. I reproduce below a fragment of an actual conversation with DOCTOR.

How do you do. I am the DOCTOR. Please sit down at the typewriter and tell me your problem.

I wish I had my baggage.

Can you elaborate on that?

I am not quite clear as to what sort of elaboration is wanted.

Do you believe it normal to be not quite clear as to what sort of elaboration is wanted?

Yes, quite normal.

I understand.

I have lost my baggage.

You say you have lost your baggage.

I feel lost without it.

Do you often feel lost without it?

No, this is the first time.

Why not?

Because I normally do not lose my things.

What other reasons might there be?

My mother trained me not to lose things.

Tell me more about your family.

I have lost my baggage.

Did your parents ever lose you?

At first sight this has an air of (slightly scatty) plausibility. In reality it is a trick — the same trick as most of us employ when keeping a conversation going, perhaps at a cocktail party, while our mind is elsewhere. Instead of attending to the sense of our companion's remarks we merely pick up key words (e.g. "mother") to which we reply with stock phrases (e.g. "Tell me more about your family"). If really stuck, we merely play back our companion's last remark with some suitable trimming.

This is essentially how DOCTOR works. Its success as measured by Turing's test is impressive. Patients in Massachusetts General Infirmary were allowed to converse with the program, after being warned that a computer, not a doctor, was at the other end of the line. 60 per cent of them subsequently rejected this information and insisted that they had been in communication with a flesh-and-blood doctor — "No machine could understand me that well."

So Turing's test has to be refined if it is going to be useful in the way intended. Perhaps we should insist that the machine should fool Nobel Prize-winning scientists rather than hospital patients, or alternatively perhaps we should direct attention to whether the examiners feel that they have been having an intelligent conversation. To



The "conversational" computing system at Edinburgh University's Department of Machine Intelligence and Perception, where the author is tutorial professor.

MASTER?

By Professor Donald Michie

Department of Machine Intelligence and Perception,
Edinburgh University

apply these definitions, they do not need to be philosophically watertight. Machine intelligence is not an exercise in philosophy but an engineering project.

One side of this engineering project is concerned with defining and implementing the separate components of mental aptitude — such capabilities as trial-and-error learning, pattern-recognition, generalisation from individual instances, deductive and inductive reasoning, problem-solving and linguistic skill. Somehow these different capabilities, each represented in the computer by a different program, have to be integrated so that they function as an organised whole. We have some ideas about how this co-ordination of computer programs might be achieved, but these are still rather primitive and will not be discussed here. What I shall do is to take one of the constituent capabilities as the subject of a brief digression, before considering some of the social and psychological apprehensions which are voiced concerning the development of intelligence in computers.

The mental capability which I shall single out is trial-and-error learning. This is the simplest and lowest form of learning, in which the learner proceeds entirely *ad hoc*. He says to himself merely "Have I been in this situation before? If so, what did I do? What were the consequences of my action? If satisfactory, I shall choose the same action again. Otherwise I shall try something else."

Note that no **generalisation** from experience is involved. Situations are separately assessed in the light of past experience without attempting to link them together into meaningful categories according to higher-level considerations. The surprising thing about pure trial-and-error learning is how far a computer system can get using this trick alone, without venturing into the realm of generalisation. Samuel's famous computer program for playing draughts was able to train itself to a passable amateur level with a system of pure trial-and-error. Samuel called it "rote-learning" even before its standard of play was further improved by the addition of a learning-by-generalisation component. The program asked itself "Have I been in this draughts position before? If so, what move did I make? What were the consequences . . . ? etc."

Some years ago I extracted much spare-time amusement from constructing a trial-and-error machine out of matchboxes, whose task was to learn to play noughts and crosses. More recently with the help of my colleague R. A. Chambers I have developed a computer version, and this has been tested on a difficult problem which on the face of it does not look in the least like a game.

The task is to learn to control an unstable physical system which I shall call "The Donaldson system," after the Cambridge physiologist who first used it in studies of machine learning. A motor-driven cart is free to run on a straight track of limited length and balanced on it is a pole pivoted at the base which is free to fall down either left or right along the line of the track (see figure 1). The motor is controlled by a single switch which determines at each instant whether the motor's force shall be applied in the left or the right direction. The task is to manipulate the switch so as to keep the cart running backwards and forwards along the track without either running off the end or dropping the pole. This task has obvious similarities to one which most of us attempted, with eventual success, during childhood, namely learning to ride a bicycle. Inevitably the child learns by sheer trial-and-error to begin with.

Our computer program does in fact learn to master the Donaldson system — without using any special knowledge about it or being "taught" by any human or machine. The program is no more and no less designed to tackle a pole and cart than to learn to guide a car round a closed track or to monitor and control some simple industrial process. In this it illustrates a property which is a "must" for any component of an intelligent computing system — **task-independent capability**. The striking feature of the human brain is not so much any outstanding



The Elliott-Automation 920M micro-miniature computer shown here is constructed from micro-electronic circuits by new production techniques. The small computers of this type may well bring about the widespread use of computers predicted by the author.

performance at any particular task but rather its ability to make a useful, even if fumbling, attempt at almost any task.

An option in the program allows the human user to intervene and perform the control task himself and a further option permits program and user to work on problems co-operatively, each benefiting from the other's trials and errors. I believe that this type of co-operative interaction between intelligent user and intelligent machine will come more and more to the forefront, and indeed will set the pattern in the future.

When thinking recently about the subject of particular mental capabilities, of which trial-and-error learning is just one example, I amused myself by copying out the late Ludwig Wittgenstein's list of what he called "language games" and measuring each item against the present state of the art in machine intelligence. I reproduce his list below:—

- Giving orders and obeying them—
- Describing the appearance of an object, or giving its measurements—
- Constructing an object from a description (a drawing)—
- Reporting an event—
- Speculating about an event—
- Forming and testing a hypothesis—
- Presenting the results of an experiment in tables and diagrams—
- Making up a story and reading it—
- Play-acting—
- Singing catches—
- Guessing riddles—
- Making a joke—telling it—
- Solving a problem in practical arithmetic—
- Translating from one language into another—
- Asking, thanking, cursing, greeting, praying—.

Now let us run through the list again.

Giving orders and obeying them has been a routine function of computing systems for many years.

Describing the appearance of an object, or giving its measurements, is a difficult task facing those engaged on "hand-eye" computer projects. For a machine to inspect an object with a mechanical "eye" and then manipulate it with a mechanical "hand" the first step must be to form a description from the visual image.

Constructing an object from a description (e.g. Building a tower from a photograph of a tower) is among the most difficult long-term goals of hand-eye projects.

Reporting an event is beyond our present technique. Again, synthesis of a description from primary sense-data is the first step. The second is the use of the synthesized description to generate appropriate language text.

12=125

Twelve AWV Universal Replacement Picture Tubes replace at least 125 popular picture tube types.

All AWV replacement tubes use glass bulbs which are inspected to exacting standards before re-use; all other parts and materials used are brand new and of the same high quality as the materials used in our premium quality tubes.

AWV supports its key range of Universal types with on-the-spot installation assistance—a comprehensive information sheet is packed with each tube detailing the simple modifications required for replacement of the less common original types.

Contact your AWV Distributor or AWV, Rydalmere, for the free AWV Interchangeability Chart.



AMALGAMATED WIRELESS VALVE COMPANY PTY. LTD.
SYDNEY • MELBOURNE • BRISBANE • ADELAIDE

AWV116

Speculation about an event is even further from present technique.

Forming and testing a hypothesis is a process under active current study.

Presenting the results of an experiment in tables and diagrams is a routine operation of contemporary computer programs for survey analysis.

Making up a story is beyond present technique, although reading it from printed text is now marginally feasible.

Play acting would require a great extension to the arts of robotics.

Singing catches — humming the tune is easy to program, but singing intelligibly is not.

Guessing riddles is under active current study, but making a joke is very far beyond present technique.

Solving a problem in practical arithmetic presents no difficulty even to primitive computer systems.

Translating from one language into another is just attaining marginal feasibility by commercial criteria.

Asking, thanking, cursing, greeting, praying are activities which express emotions, attitudes, desires, sympathies. It is meaningless to talk of them except on the basis of consciousness and self-consciousness in the intelligent system concerned. Many workers in the field of computers believe that success on a really significant scale will hinge on the degree to which machine-representations of these phenomena can be devised — at least to the degree of permitting the machine to form some sort of internal logical model not only of the external world but also of itself in relation to that world. I share this view.

Who is to be master? I am inclined to regard the dilemma "Computer: servant or master?" as a false one. To clear the ground for what I have to say under this heading, let me first sketch a division of tasks into three categories.

1. **Tasks suitable for humans alone.** This category is concerned with value, i.e. what sort of result do we want to see? For example, what weather do we want, irrespective of problems of prediction. Or what rate of road deaths relative to motorists' convenience are we prepared to tolerate?

2. **Tasks suitable for computers alone.** These tasks are those of complicated detail and "tactical" decisions: for example prediction of weather, or control of a city's traffic light system. The case of traffic lights has a special point of interest in the present context: the citizen seems prepared quite happily to accept this form of computer interference in his life, even though he may express great alarm over other forms. The implication is, I think, that the emotions of doubt and opposition to the computer revolution do not in reality hinge on a matter of principle — it seems to be a matter of the appropriateness or otherwise of computer control in the given case. As applied to traffic lights, the sheer in-human equitableness of computer control has a positive appeal. I believe that something similar is involved in the popularity among schoolchildren of computer programming as opposed to Latin. With programming there is no conceivable vulnerability to possible biases or prejudices of the teacher. The entire proof of the pudding is (if I may be allowed to mix a rather sticky metaphor) in the running of it on the machine.

3. **Tasks suitable for co-operation.** These are tasks which are too difficult at present for either partner to do alone or are in some way intrinsically suitable for conversational computing. In the second category I would place the use of a console connected to a conversational computing system as a "home tutor" whereby the user can be steered through courses and subjects of study of his own choosing. It is not always easy, once one has taken the plunge into conversational computing, to distinguish between a program to help you do something and one to teach you to do it.

In this category of intrinsically conversational uses is the "question-answering" facility which will one day become available as a service. Not only schools, hospitals and commercial firms but also the ordinary householder will be able to tap information and problem-solving power from a national computing grid with the same ease and immediacy as that with which he now draws on central supplies of gas, water and electricity. Along with question-answering services, which will allow us to enquire about restaurants in our locality or politics in Paraguay, will come the games opponent, the puzzle-setter, and the quiz-master. An increasing demand upon computer systems will be for aid in coping in a stimulating way with the growing burden of leisure.

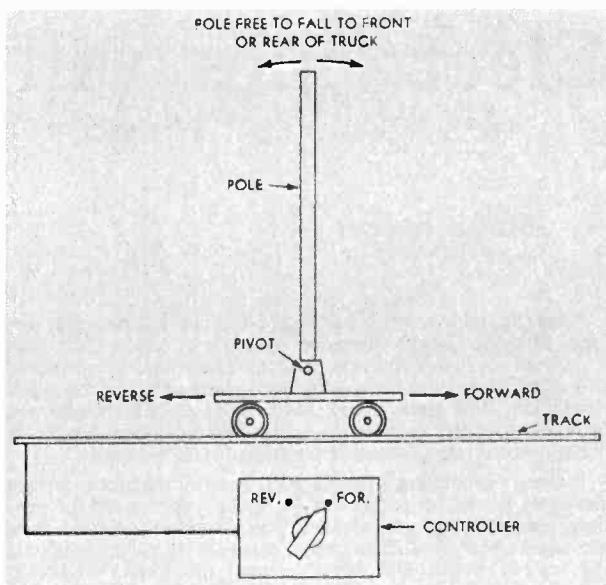


FIGURE 1. The "Donaldson System" type device described by the author. The upright pole is pivoted so that it can fall to the left or the right. The pole must be balanced by moving the trolley in the appropriate direction by means of the "Left-right" switch.

For many years only the rich will be able to install terminals in their private homes, but I have no doubt that the coming decade will see public telephone boxes up-graded to include a keyboard terminal connected to the computing grid, and it is well within the reach of foreseeable software technology to offer services which will tempt ordinary people to place a coin in the slot.

Will the computer "take over"? In the world of information-handling, of course the computer will take over. The question is will it take over as servant or master? To this one must reply: not as servant nor as master, but as tutor, as secretary, as playmate, as research assistant. None of these in their human embodiments is a servant or a master; each is better described as a helper. The lessons of experience with computers do not support the idea that brain workers will be thrown out of employment by the machine. The indications are that as soon as brain workers learn to use the new facilities their work will be enlarged and enriched by the new possibilities which become available to them. The working week will, of course, continue to shorten in advanced countries as productivity rises, but this is a question of technological progress in general, and not specifically a consequence of computers. Whether the increase of leisure time is felt as a burden or a joy will depend on the means available for developing spare-time activities which can exercise and challenge man's varied capabilities.

It is my confident prediction that computer-aided self-instruction in science, history and the arts will have become a consuming hobby of large sectors of the population by the turn of this century. As for fears sometimes expressed that by then Big Brother will be able to watch us over the computational grid, or that our superiors or our neighbours may be able secretly to tap our dossiers kept on the universal electronic file, these fears can be dismissed. It is easier to devise "unpickable locks" in a computing system than in the world of bank vaults and safes.

The present fears of computers represent nothing new. When the first passenger-carrying railway services were opened, eminent medical men warned that if the human frame were transported at these speeds, fatal haemorrhages and seizures would be caused. There is a good parallel here. Imagine framing the question "Railway train; horse or rider." The answer, of course, is "Neither horse nor rider but travel assistant." As soon as people discovered this, their fears of rail travel disappeared. When computer terminals can offer a useful coin-in-the-slot service, the citizen will, I believe, cease to regard the computer as an alien monster or a ruthless competitor. Instead, the conversational terminal of the future will be welcomed for what it will do to enlarge daily life—as planning assistant, as budgeting assistant, and above all as a novel and challenging type of conversational companion.

Electronics will extend libraries'

By Joseph Becker*

Strong undercurrents of technological change are running through today's libraries, and their effects will soon revise all our information habits. Electronic innovations, and particularly the computer, are responsible for the transformation. Not since A.D. 1440, when Johann Gutenberg brought together paper and the printing press, has the library world been subjected to so profound a change.

Once Gutenberg's press had been introduced written messages could be preserved by being reproduced in multiple copies; later, courier and postal systems carried these messages over great distances. To satisfy local demands for the use of books and other printed materials, collections were established, and from these our present libraries grew.

Over the years, libraries have developed techniques for making recorded material widely available. These techniques have weathered the storm of operation: they work. Libraries, generally speaking, are effective information systems; they provide their customers with information, with reasonable speed and at minimal cost; they excel at storing information and providing easy and often open, unlimited access to printed material. Despite rich printed resources and effective organisation, however, library service has always been limited by the requirement that a reader must travel to the library in order to use it. Progress in electronic communications indicates that this remaining barrier can be removed by providing alternative means of transporting printed information from the library to the individual.

By no means does this freedom to communicate imply that the book is obsolete and about to vanish from the library. Its portability, compactness, and ease of use will keep it a dominant form for many years to come. However, tomorrow's library is also expected to handle other media, such as video tapes, digital computer tapes, and microfilm.

For the first time, libraries can transmit and receive all forms of messages—oral, digital, printed and graphic—virtually without constraints of space or time. Improved communications can extend the resources of a library far beyond its physical borders, and it can also marshal the resources of many libraries to meet a particular information need.

Projections of future demands for library service indicate that these expanded facilities will be needed. As the population grows, and as a greater proportion of the population acquires advanced education, pressures on the library to supply the reading public with more materials for recreation, research, and education will increase. The only hope that the library has of satisfying its burgeoning clientele is through these new arteries of communication.

It is the marriage of computers to electronic communications that is destined to transform the library's traditional role as a passive receiver of information into the much expanded and infinitely more useful role of an active transmitter and distributor of information. New channels of communication will connect libraries to homes enabling individuals to be in two-way remote contact with multimedia sources of information stored elsewhere.

The developments taking place in libraries that will make future knowledge incomparably accessible can be divided into four parts: (1) application of the computer to the performance of internal library functions, (2) research in information retrieval, (3) communication with multimedia files, and (4) creation of library networks.

Until recently, the computer in the library was used mainly for housekeeping functions, such as book ordering, accounting, and the clerical processing of library records. However, another type of application has evolved, in which the computer is used not as a business data processor but as a control tool for library management. In fact, some librarians have begun to view the library as a "total system" and are employing operations research techniques to provide answers to questions about cost versus effectiveness, quality and rate of service, and so forth. Alert to this trend, schools of library science are revising their curricula in order to equip the next generation of librarians with the fundamentals of information science and thereby to accelerate progress to new systems.

Professional groups, such as the American Library Association, American Documentation Institute, and the Special Libraries Association, are also establishing continuing education programs in library automation in order to raise the level of understanding among practising librarians. As a result, computer applications are being introduced into libraries at a rapid pace. By 1970, the profession expects to reach the point where the new technology, no longer a mystery, will have become part of a new way of doing things. As with other professions, the rate of change in the library will depend on how fast the librarian can make things happen. Although some individuals are resisting the challenge of change, most librarians have accepted library automation and are encouraging it.

Aside from these applications, research is being pursued to find ways of using the computer to answer library reference questions and for information retrieval. Until now, language subtleties have proven too fine for computer programming—but the work continues. Libraries of the future expect to have the full text of certain materials stored in a form readable by machine. However, such digital files will be of limited value unless computer programs are devised which possess intellectual concepts for retrieval that mark a significant improvement over the traditional, manual method of hierarchical subject classification. The crux of the problem is to develop computer programs that not only organise information by subject but are capable of logically reorganising stored information to satisfy changing interests. If this can be done, it may then be possible to extract underlying patterns of meaning from a mass of digitally stored language. This is the ultimate goal.

A current trend in the library profession is to produce bibliographical data that are machine readable. Bibliographical data include the identifying elements of cataloguing that describe a given book: the author's name, the title of the book, the publisher, and so forth. The retrieval process here is more manageable because the elements of catalogue data are determined. Since many different libraries are required to catalogue the same title, the Library of Congress has inaugurated a program called Project MARC (Machine Readable Catalogue), which converts catalogue data into machine-readable form. These data are then transferred to magnetic tape, which the Library of Congress plans to make available to any library.

Computer programs are also available that permit the recipient of a MARC tape to prepare automatically any number of useful library by-products. However, once bibliographical data are in machine-readable form, the next logical step is to store them in a direct-access memory of very large capacity and to communicate and display the data rapidly in a form suitable for use at the local library level. The addressing of a direct inquiry to such a file by a user has some interesting implications. Imagine, for example, that the Library of Congress' catalogue of books and periodicals was in machine-readable storage in a national network. It would then be possible for a professor, say at the University of Alabama, to use the cata-

*JOSEPH BECKER is a noted author and lecturer on library science. He is currently Director of Information Sciences of the Interuniversity Communications Council.

service facilities

logue from his office instead of having to travel to Washington. The prospect of having access to the country's most comprehensive bibliographic resource will greatly stimulate research and scholarly activity.

The idea of remote direct access to central stores of digital information is of recent origin. Computerised airline reservations systems, banking systems, and insurance systems have employed this technique for accessing files of limited size and purpose. In 1964-1965, the American Library Association featured demonstrations of remote retrieval of library information at the Library/U.S.A. exhibit in the United States Pavilion at the New York World's Fair. Any library or person with access to a teletype machine was able to interrogate a real-time computer at the Fair for selected essays, bibliographies, translations, and current periodical references by subject.

The Massachusetts Institute of Technology has an experimental system that places at a user's fingertips the terminal communications equipment needed to interrogate a large store of information under the control of a computer program while numerous other persons are simultaneously using it. This time-sharing system, called MAC (Multiple Access to Computers), led Dr. M. M. Kessler of the MIT library to develop a working model of an on-line retrieval system for selected bibliographic information in the field of physics. Interaction between man and machine is direct, and the system employs an uncomplicated inquiry language that closely resembles English and uses verbs common to bibliographic searching such as "find," "search," "print," and so forth. For example, in asking the computer to search all issues of the *Physical Review* for all titles of articles in which the words "ion collision" appear, the researcher addresses his request as follows: "Search Physical Review, all, find title ion collision, output print author title indentation, go."

Files of bibliographic data are not the only digital files likely to be accessible in tomorrow's libraries. Machine-readable information is beginning to be produced by some publishers and by scholars and researchers. Publishers generate full digital text as a by-product of manuscript preparation and later use it to drive automatic printing devices. In addition, certain humanistic scholars, for example those interested in comparative literary style, are painstakingly converting original material to digital form prior to computer analysis. Many of these digital sources may some day become an integral part of every library's collection and be made available through remote communications.

Although libraries have always concentrated on the collection, preservation, and organization of printed materials, there is a growing awareness that the newer media forms — digital, audio, film, and video — are also the library's responsibility. A wide variety of new communications equipment and techniques have been introduced by the communications industry for use with the newer media, and their impact on data transfer methodology is growing stronger. Dial-access systems to distant stores of information are already in use commercially, and libraries are experimenting with them as well.

For example, research programs have been devised to test the thesis that audio communications can be used effectively in libraries to supplement the printed word. A typical dial-access medical tape recording library is in operation today at the University of Wisconsin Medical School. Staff physicians record four- to six-minute commentaries on current information having to do with various medical subjects or procedures. The list of subjects is circulated by mail to physicians in the state. A practising physician may telephone Area Code 601/262-4515 at any time of day or night and request that a particular tape be played.

Although audio communication is a slow form of information exchange, advances have been made in the production of audio tapes that permit more information to be recorded per unit of time. The President's Committee




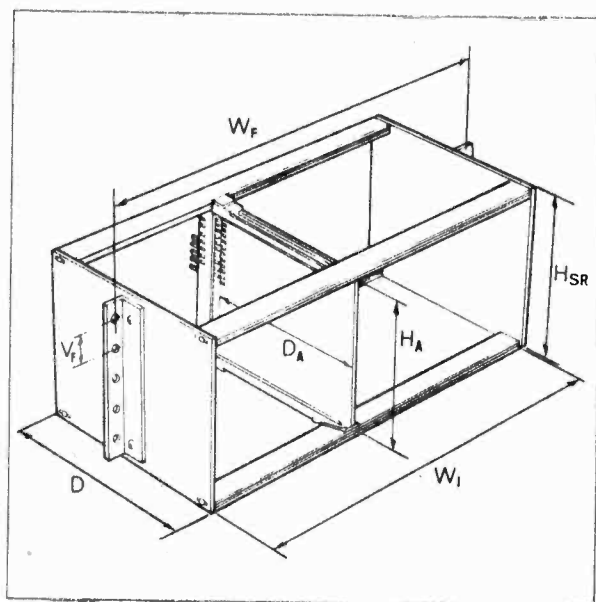
on the Employment of the Handicapped, through the Division for the Blind at the Library of Congress, is encouraging compressed speech research because it promises to provide a method for recording two to three times as much information per linear inch of tape without distortion or loss of comprehension. Direct access to stores of audio information in libraries offers an inexpensive and practical method for up-dating information frequently and distributing it to both the sighted and the blind over established telephone networks.

Dial-access systems to audio-visual materials can be found in many educational institutions today. An individual carrel is provided for each student from which he is able to direct-dial a language lesson or obtain audio-visual instruction on selected topics. RCA's dial-access system at Oral Roberts University in Tulsa, Oklahoma, is a good example and even goes a step further by integrating this new learning process into the library. Carrels are located physically within the library, thus making the total multimedia resources of the institution available to the student.

Since 1950, libraries have also been experimenting with facsimile systems capable of electrically transmitting printed copy from one library to another. The facsimile system is not a new idea. The electrical transmission of pictures, maps, and other printed matter dates from the work of Alexander Bain, who in 1843 outlined such principles in a British patent. Its first application to libraries, however, was demonstrated in 1952 when RCA introduced ULTRAFAX. This system scanned a film copy of Margaret Mitchell's "Gone With the Wind" on the stage of the Coolidge Auditorium at the Library of Congress in Washington, D.C., and recorded a faithful facsimile on film in San Francisco moments later.

A few years ago Xerox introduced LDX (long-distance xerography)—a high-speed facsimile system with exceptionally good resolution—and recently a number of library facsimile networks were established in Hawaii, Nevada, New York State, and California. Although the high cost and low speed of transmission over narrow-band lines are inhibiting widespread use of facsimile in libraries, the introduction of wide-band telecommunications facilities is expected to change the trend.

The next step, of course, is to develop the ability to transmit printed copy on remote command from a library file at one location to a service point at another. In this connection, RCA Laboratories in Princeton, N.J., recently announced an experimental television system that can broadcast printed pages of a book to a home TV set along with standard television programming. It works by converting the original copy into electromagnetic signals which are blended at the transmitter with those of regular tele-



Modular Mounting and Connecting Rack Systems (ISEP) custom-built to your requirements.


Low-cost ISEP housing systems increase efficiency, speed assembly and servicing of electronic equipment.

Whether you are mass producing or building equipment to order, we can supply an ISEP modular housing system with a comprehensive range of racks, sub-racks, plugs, sockets and accessories to meet your exact needs.

Assembly is easy and fast. In design and electrical specifications, ISEP systems meet the highest professional standards. Plugs and sockets for example, are rated at 250v. r.m.s., 4A. per connector,

and have a contact resistance of less than 5m/ohms.

Why not have one of our ISEP specialists call and show you how much an ISEP housing system can save you? His service is free, of course. Or — write for our illustrated technical booklet all about ISEP. The booklet's free also. **Standard Telephones & Cables Pty. Limited**, Components Division, Moorebank Avenue, Liverpool, N.S.W. 2170. Telephone 602.0333. Melbourne 480.1255. Canberra 49.8667. Brisbane 47.4311. Perth 21.6461. Adelaide 51.3731. Launceston 31 2511. Newcastle 61.5172. Wollongong 2.7974.



ISEP (International Standard Equipment Practice) is a simple and highly flexible modular mechanical mounting and connecting system developed by ITT.

AN **ITT**
ASSOCIATE

world-wide telecommunications and electronics



E512

vision programs by means of an electronic "hitch-hiking" technique. The blended signal is then broadcast for reception by standard home antennas. This is only a step away from dialing at home for one or more pages of information in the library.

Libraries are keenly interested in systems that can provide remote access to files of video information. Systems are currently available which store individual video frames on tapes or disks. Both forms of storage can be addressed digitally. Thus, using a touch-tone telephone, it is possible to dial for a particular frame and receive it automatically for viewing on a TV monitor. Ultimately, we can expect to see information systems capable of broadcasting video frames to TV sets which can be uniquely addressed by the transmitter. This form of TV time-sharing will profoundly influence the design of library information systems.

As the tempo of library communications quickens, and as the rate of computer usage in libraries increases, the tendency among libraries will be to find new ways of sharing resources, not to compete for them. In the past, the trend was toward local self-sufficiency, but this was before electronics. Communications offers libraries their first real chance to develop the concept of information distribution. Networks of this type can turn information into a national resource readily available to every corner of the country.

At the moment, the technology of networking is better understood than are the functions it is expected to perform. Experimental communications networks, such as the one for facsimile in the New York State Library and the teletype network at Duke University for interlibrary loan with four other medical libraries, are investigating the advantages to be gained through interlibrary communications. Librarians who are aware of the potentialities of networking see it as providing two-way channels for the distribution of multimedia materials, as a system capable of improving the efficiency of clerical operations, and as an opportunity for extending library services to any person desiring information.

A nationwide network of library systems connecting local, State, and national resources is bound to involve several processing centres and many stations using combinations of leased and switched communications facilities. The design of such a system or systems is highly complex, and the introduction of broad-band transmission channels between libraries will require more than simple agreement among them on common rules of practice. Success will depend on painstaking system design, the utmost technical skill and, above all, a sense of purpose and commitment on the part of network participants in the library community.

Yesterday's image of the library was that of an archive — a place to go where the books were kept. Tomorrow's image will more than likely be that of a communications centre — an active source of information exchange and redistribution. Electronic innovations in libraries may well prove to be the catalyst that will help to bring about this change. ■

Widespread use of Laser Devices in U.K.

More than 400 standard laser devices have been sold in U.K. by International Research and Development Co. Ltd., of Newcastle upon Tyne. The company is continuing research into new gas and ruby laser devices and their applications.

One such device is a laser micro-welder (figure 1) which is being evaluated in practical micro-drilling and micro-welding operations. The device consists of a small pulsed ruby laser mounted on a research microscope in such a way that the laser light-pulses can be fired down the optical axis of the microscope. It is thus possible to view, focus and aim along the path taken by the laser beam. The device enables small, controlled amounts of laser energy to be applied to a small area of a work-piece so as to melt, vapourise or selectively irradiate it.

In general, pulsed ruby lasers are finding increasing uses in machining otherwise inaccessible workpieces, and in small-scale work such as the manufacture of semi-conductor devices. They are also useful for working close to certain heat-sensitive materials.

A program of research sponsored by British National Engineering Laboratory is investigating lasers as a source of radiation for interferometric measurements in engineering. It is hoped to develop suitable detectors for the observation of infra-red interference patterns. Another research program is concerned with the most powerful type of laser yet developed — the carbon dioxide laser — and its applications in cutting, welding and drilling. Figure 2 shows a high-energy solid-state laser boring a tungsten plate.

For medical research, IRD has developed a new range of high-powered lasers one of which, a multimode helium/neon gas laser with an output up to 100mW, is now available for research into the treatment of retinal disorders and for experiments in tissue transillumination. Other research is concerned with the application of lasers in the diagnosis and treatment of cancer, and with the nature of the reaction of lasers with biological materials.

The IRD laser ophthalmoscope (figure 3) which is marketed by Keeler Optical Products Ltd., is now widely accepted by the medical profession for the simple treatment of retinal detachments and other eye conditions. The Royal Victoria Infirmary, Newcastle upon Tyne, which partly sponsored this research, has now obtained a greater return in royalties than its original investment in research.

Lasers have also been applied to high-speed photography of moving particles. Investigations in this field by conventional photographic methods are limited by the effective shutter-speed and the speed and physical size of the particles. These limitations have been overcome by using a ruby-laser

light-source with a switching device to reduce the pulse-width to 0.02 microsecond. This gives much clearer and more accurate results. Typical investigations concern the size and distribution of atomised particles in fuel-injection systems, and the erosion of steam-turbine blades by high-speed water droplets in the steam. IRD have been able to determine the size and distribution of the droplets leaving the back edge of one set of blades before they strike the following set.



Figure 1




Figure 2

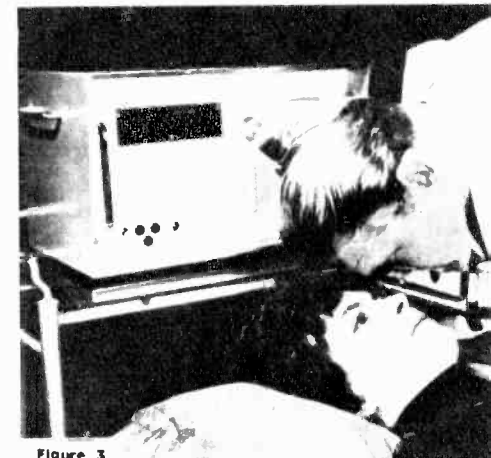


Figure 3



It's a monolithic operational amplifier with built-in frequency compensation

The $\mu A741$ is the successor to the $\mu A709$ and is a pin-for-pin replacement for it. Performance characteristics of the $\mu A741$ far exceed those of the $\mu A709$, but the two devices are comparably priced.

The $\mu A741$'s excellent stability and performance characteristics are the result of proven, monolithic high-yield processes used in the production of all Fairchild Second Generation linear integrated circuits.

Internal Frequency Compensation

You don't need stabilisation components for closed loop operation because the $\mu A741$ has internal frequency compensation (using a built in 30pF MOS capacitor).

Short Circuit Protected

The amplifier can withstand indefinite short circuits to ground or supplies because the output stage is current limited.

Latch-up Proof

There's no latch-up when the common mode range is exceeded.

Performance Features

The $\mu A741$ has a wide differential input voltage range of $\pm 30V$. Offset current is 200nA and offset voltage is 5mV. Input resistance is 300k and output swing is $\pm 12V$. Minimum open loop gain is 50,000. Power dissipation is only 50mW with $\pm 15V$ supplies. A 10k-ohm potentiometer is all you need to zero the input offset voltage. The adjustment range is $\pm 25mV$ without degrading common mode or power supply rejection. And, there's no internal positive feedback to cause transfer function hysteresis.

Any application using the $\mu A709$ can use the $\mu A741$

You can use the $\mu A741$ any place the $\mu A709$ can be used, and, many places the $\mu A709$ can't be used. The $\mu A741$ can function as an integrator, differentiator, summing amplifier, voltage follower or comparator in such applications as process control systems, analog computers, instrumentation and power supplies. The $\mu A741$ is available in a TO-99 package and the $\mu A741C$ in either TO-99 or Dual in-line.

Operating temperature ranges are:—

$\mu A741$	—55°C to +125°C
$\mu A741C$	0°C to +70°C

Prices:

Order Part No.		1-24	25-99	100+
U5B7741312	$\mu A741$ (TO-99)	\$22.50	\$18.00	\$15.00
U5B7741393	$\mu A741C$ (TO-99)	\$10.50	\$ 8.50	\$ 7.00
U6E7741393	$\mu A741C$ (Dual in-line)	\$11.25	\$ 9.00	\$ 7.50

FAIRCHILD

AUSTRALIA PTY. LTD.

World leaders in the technology and manufacture of Silicon semi-conductor devices.

420 Mt. Dandenong Rd., CROYDON, VIC. 3136. P.O. Box 151, Croydon. Cables: Fairchild Melbourne. Telephone: 723 4131. Fairchild Representatives: Phil Cohen, Melbourne. 723 4131. □ David Finch, Sydney. 929 7511. □ Wayne Fitzsimmons, Adelaide. 23 1356. □ Ray Crutcher, AUCKLAND, N.Z. 57 9307. New Zealand Distributing Agents: John Gilbert and Co. Ltd., Tasman Buildings, Anzac Avenue, AUCKLAND, N.Z. Fairchild Devices Now Available in Distributor Quantities from: George Brown & Co., 267 Clarence Street, SYDNEY, N.S.W., 2000. □ General Accessories, 81 Flinders Street, Adelaide, S.A., 5000. □ J. H. Magrath & Co. Pty. Ltd., 208 Lit. Lonsdale Street, Melbourne, Vic., 3000. □ Radio Parts Pty. Ltd., Spencer Street, Melbourne, Vic., 3000. □ Purvisonic Sound and Distributing Co., 44 McCoy Street, Myaree, Perth, W.A., 6154. □ Douglas Electronics, 28 Colwyn Street, Mt. Gravatt, Qld., 4122.

U.K.'s MORTAR LOCATING RADAR

Radar equipment developed for the British Army enables the position of enemy mortars to be determined accurately and rapidly.

by John Marriott

During World War II, half the total casualties sustained by land forces were due to mortar fire. Later in Korea, and now in Vietnam, the mortar has proved to be a deadly weapon; so it is not surprising to find that efforts in Britain have been concentrated on finding the most efficient method of counteracting this unpleasant device. It can be destroyed by gunfire, but the first, and most difficult, requirement is to locate it.

Up until 1944 the only means of locating mortars was by sound ranging, but it is a slow method and was not particularly successful, because the mortar is essentially a highly mobile weapon and can fire a number of bombs very quickly and then move its position before retaliatory fire can be brought to bear.

In 1944 the Allied Forces in Italy started experimenting in the location of mortars by the use of anti-aircraft fire control radar and some success was achieved.

As a result of the Korean war, Britain realised that a special radar was required. The Army evolved a specification requiring rapid and accurate mortar location in all weathers and in 1955 a development contract was awarded to E.M.I. Electronics Ltd. In 1962 the British Army took delivery of its first radar specially designed for mortar location and it is still giving valuable service. It is officially known as FA No. 8 Mk I, but is more commonly known as Green Archer.

The principle of mortar location is simplicity itself. The radar projects a beam slightly inclined above the horizontal. When a mortar bomb passes through the beam it is detected and its position accurately found. The beam is then elevated ready to catch the bomb at a higher point in its trajectory. A second detection of the bomb is then made and its position noted, together with the time between the first and second detections. From this information it is possible to calculate the trajectory of the bomb for this portion of its flight. If this trajectory is then projected backwards, the position where it touches the ground will be the position of the firing mortar.

Briefly, the system operates in the following manner: The radar uses a PPI (plan position indicator) type of display, and the associated scanner scans an arc in the general direction of the enemy's known location, with the beam in the lower position. When a mortar shell is fired, and passes through the scanning beam, a "blip" appears on the display. The operator immediately points to the position of the "blip" on the face of the tube with an electronic indicating device, causing a marker to appear which remains until cancelling action is taken. At the same time a timing mechanism is set into operation, and the beam elevates to the higher posi-

tion. As the shell again traverses the scanning beam, the position is marked as before and the timing device stops. The beam then returns to the lower scanning position.

The operator then aligns two cross wires with both positions in turn, pressing a button as each alignment is made. This passes the position information to the computer. The only other information that has to be manually fed to the computer is the radar's own position in grid co-ordinates.

On receipt of all information the computer does its sums and finally displays the position of the enemy mortar as a 10-figure map reference. The average time taken to locate a mortar is 30 seconds.

In the British Army, two operators are used, one to set the markers and the other to read off the mortar's co-ordinates and pass them by telephone or radio to the Battery Command Post. The latter controls the artillery fire and, with such a short location time, can bring retaliatory fire to bear before the mortar has time to move.

As a result of experience in the jungle, the British Army decided that a smaller and more mobile version of the locator was required. E.M.I. Electronics were asked to study the problem and they found that with modern methods of light construction, as used in the aircraft industry, and with the use of micro-electronics, it was possible to design something very much lighter but with comparable performance.

The firm found that the greatest proportion of equipment weight was accounted for by the mechanical structures, such as aerial systems, mountings, component housings, bracket and

the chassis. The actual weight of the circuit components, such as resistors, capacitors, semiconductors, transformers and so on, was surprisingly low.

The major problems were, therefore, of a mechanical rather than of an electronic nature. Weight was saved here by systematic attention to design details and by the appropriate use of new materials and techniques. Full use was made of integrated circuits and micro-electronics and the designers finally came up with an equipment which was both light and rugged, could be used by semi-skilled operators and which, above all, would be reliable. They called the radar Cymbeline.

Cymbeline consists basically of three main units—the main electronic unit, comprising the transmitter/receiver, timing and ranging circuits, and the computer; the display unit; and the primary power unit.

The display unit contains a 5in cathode ray tube in the form of a "B" scope. A dark fibre-optics face allows daylight viewing and eliminates marking errors due to parallax. The full range over which the radar can operate can be displayed, or alternatively range zones of about 4,000 metres. The full azimuth scan is displayed at all times. It is worth noting that the layout of this display is based on a thorough human engineering evaluation to ensure its effectiveness under all operating conditions.

Also attached to the display unit is an indicator containing two sets of numeral counters—one for setting in the grid reference of the radar and the other for reading out the grid reference

(Continued on page 166)



Green Archer, the first radar system designed specifically for mortar location, and still used by the British Army.

Looking at the World of the Atom

Working with a highly advanced electron microscope, two scientists at the General Electric Research and Development Centre have produced — with greater clarity than ever before — images which correspond directly to the planes of atoms in a crystal and the spaces between them.

Within a crystal, these planes of atoms are incredibly close together—only a few Angstrom units, or about ten billionths (U.S.) of an inch, apart. Spacings of this size are much too small to be seen under an optical microscope, since light waves are about a thousand times too long to resolve them. But this basic limitation can be overcome by taking advantage of the very short wavelengths of the beam of electrons in an electron microscope.

Using a Philips EM300 electron microscope, Dr. Victor A. Phillips and John A. Hugo examined specially prepared crystals of germanium and silicon. The scientists were able to magnify interplanar spacings 500,000 times with such good image quality that they could be enlarged photographically another 40 times without becoming intolerably fuzzy.

The resulting pictures are so sharp that tiny defects in the lattice of a crystal can be seen as slight variations in the regularity of the spacing between planes. In one picture, for example, the type of defect known as dislocation shows up very clearly as an extra plane which distorts several neighbouring planes where it terminates — much as an out-of-line row of cars distorts the pattern of a parking lot.


For a group of their electron micro-

graphs, Mr Hugo and Dr Phillips recently were awarded first prize in an exhibit sponsored by the Electron Microscopy Society of America.

The ability to observe imperfections in crystals is of great practical importance. Various kinds of lattice irregularities and impurities bear directly on the usefulness of materials in all sorts of mechanical and electrical applications. They can play a dominant role in determining the strength and hardness of metals and ceramics, for example, and they are crucial to the inner workings of such solid-state devices as transistors and switches without moving parts.

In their studies, Dr Phillips and Mr Hugo have been using what has come to be called the "two-beam" technique, a procedure introduced in 1963 by W. C. T. Dowell, now with the Commonwealth Scientific and Industrial Research Organisation in Melbourne, Australia.

The term "two-beam" refers to the fact that the image is formed by combining two beams of electrons. These are two of the many beams which emerge from one face of a thin sample when the other face is irradiated by the beam of the electron microscope. One is the central, undeviated beam, and the other is one of the beams that are reflected at various angles by




An electron micrograph produced by the "two beam" technique, showing a lattice defect only one atom wide in a crystal of germanium. The extra plane of atoms (arrowed) terminates at a type of defect known as a dislocation. The photograph is said to be the sharpest yet taken of a dislocation by the two beam method.

planes of atoms in the crystal in such a way that parallel atomic planes act as a diffraction grating. (See photograph.)

When used to produce an electron diffraction pattern, the diffracted beams form an array of spots around the image of the central beam. In "two-beam" electron microscopy, on the other hand, all but one of the diffracted beams are blocked out. This single diffracted beam is then combined with the central beam by the magnetic lenses of the electron microscope to form an image of the crystal grating. In many respects, the grating image represents a view of the edges of the corresponding atomic planes.


Before a crystal can be made to reveal its interplanar spacings, it must be sliced very thin—thinner than 500 Angstroms—and it must be oriented very carefully. In their studies of selected planes in crystals of germanium and silicon, Mr Hugo and Dr Phillips obtained highly purified samples and used a diamond saw to cut slices in the appropriate directions. The scientists then erased the saw's damage by further thinning the slices chemically.

The end result makes it possible to examine such important structural details of crystalline materials as the boundaries between crystal grains and defects within the grains. ■




Dr. Victor A. Phillips (right) and Mr John A. Hugo with the highly advanced electron microscope with which they have resolved interatomic spacings in crystals with greater image clarity than ever before. The electron microscope is a Philips EM300 instrument.

LUX AMPLIFIERS ARE UNEQUALLED FOR VALUE, QUALITY AND PERFORMANCE



**THE NEW LUX SQ-1220 SOLID STEREO AMPLIFIER OVER
100 WATTS R.M.S. TOTAL OUTPUT!**

The new and outstanding Lux SQ-1220 is rated at over 50 watts R.M.S. into an 8 ohm speaker load. Distortion is so minute it is difficult to measure even at high outputs. 40 transistors and diodes. Frequency response is 10-50,000 Hz. ± 1 dB. Provision is made for separate bass and treble controls in each channel, low and high filters, frequency selectors and tape monitoring. Ask for complete and unabridged specifications for this sophisticated Lux amplifier. Performance can only be described as superlative. Encel price (including Sales Tax) **\$350**



LUX SOLID STATE STEREO AMPLIFIER — THE MODEL SQ-77TW —

Using silicon power transistors the SQ-77TW is rated at 30 watts R.M.S. in each channel with a 4-6 ohm speaker load. Frequency response is 10-50,000 Hz. plus 0, minus 3dB. Input sensitivity is 1.8mV for magnetic pickup or tape head, aux. inputs being rated at 200 mV and 800 mV. Controls include stereo volume, stereo balance, mode switch, treble and bass (separate controls for each channel), input selector, head phone jack and switch, tape monitor switch, rumble and scratch filter switches, etc. (including Sales Tax) **\$169**




LUX MODEL SQ-505 SOLID STATE STEREO AMPLIFIER

Rated at 30 watts R.M.S. per channel, the all new Lux Model 505 is a silicon transistor unit. Power transistors are designed to withstand temporary short circuits and overloading — overall frequency response is 10-50,000 Hz. plus or minus 1dB in the power amplifier and 20-50,000 Hz. plus or minus 2dB in the pre-amplifier. Controls and features include volume, balance, mode selector, treble/bass controls, filters, tape monitor, headphone jack, exclusive A/B speaker systems selector, etc. All in all the Lux SQ-505 is a very fine amplifier. **\$259**

**NEW LUX MOVING MAGNET STEREO
CARTRIDGE**

The Lux T-15-M has been acclaimed as a brilliant performer by discriminating audio enthusiasts — frequency response is conservatively quoted at 20-20,000 Hz. and stylus pressure is from 1 to 2 grams. Tracking angle is 15°, output is 5 mV. at 1 kHz. Stylus sizes available are 0.7 mil. conical diamond and the new elliptical diamond (T-15-ME). T-15-ME: \$29.50. T-15-M7B (conical diamond stylus) **\$24.50** Inc. Sales Tax



SONICS®


LOW COST, HIGH PERFORMANCE SPEAKER SYSTEMS

- A** **MODEL AS-57.** A bookshelf unit measuring only 15 1/2" x 5 1/2" x 8 1/2". Fitted with a wide range oval speaker... ideal for use with tape recorders and stereo systems where space is a vital consideration. Hand finished teak/walnut cabinet. Inc. sales tax **\$22.50**
- B** **MODEL AS-60E.** Although only 18 1/2" x 12 1/2" x 5 1/2" the AS-60E is fitted with a bass/mid-range speaker and a separate high frequency reproducer. An excellent speaker system which has proved very popular with audio enthusiasts. Hand finished teak/walnut cabinet. Inc. sales tax **\$27.50**
- C** **MODEL AS-61.** A true "Slimline" enclosure with four bass/mid range speakers and a high frequency reproducer. Measures only 4 1/2" in depth; height is 21 1/2" and width is 17 1/2". Finish is teak/walnut and the legs are detachable. Probably the most popular multiple speaker system ever offered at this price in Australia. Inc. sales tax **\$38.50**
- D** **MODEL AS-202.** A 3 speaker, 3 way speaker system which measures 20 1/2" x 11 1/2" x 11 1/2", the AS-202 is a recent addition to the Encel Sonics range. An 8" woofer and a 6 1/2" mid-range speaker are incorporated — and a high frequency reproducer completes the speaker complement. Will handle 10 watts R.M.S. with ease. Beautiful hand finished teak/walnut cabinet. Inc. sales tax **\$46.50**
- E** **MODEL AS-303.** A magnificent hand finished teak/walnut speaker system with three speakers and a 3 way crossover network. A 12" woofer with a long throw voice coil provides excellent bass response, a 6 1/2" mid-range speaker cover the middle ranges and a horn type tweeter comes in at 5 kHz. Power handling capacity is over 15 watts R.M.S. Extremely wide frequency response free of coloration. Size: 25" x 14 1/2" x 11 1/2". Inc. sales tax **\$68**

All "Sonics" enclosures are 8 ohms impedance.

SONICS STEREO 'PHONES—\$12.50

Model HS-304 Sonics stereo headphones are very comfortable and offer fatigue free listening on a personal basis. Wide frequency response and remarkable stereo presence **\$12.50**



ENCEL

**ELECTRONICS (STEREO)
PTY. LTD.**

Head Office:


431 Bridge Rd., Richmond, Victoria 3121. Tel. 42 3762.

Sydney Store: Ground Floor, 2SM Building

257 Clarence Street, Sydney, N.S.W., 2000. Tel. 29 4563, 29 4564.

Australia's Greatest Hi-Fi Centre

*Wholesaleers *Trade-ins accepted



"The Scope Soldering Iron is a World Champion" says -


HEATS in seconds
automatically switches off
when not in use.
CARBON element can't burn out
easily replaced when used up.
COPPER tip is a cinch to change.
MAINTENANCE a breeze
spares readily available.
WEIGHT only 3½ ozs. but
equal to conventional 150 W irons.
PERFECTLY SAFE
WORKS OFF LOW VOLTAGE.

SCOPE Available from all leading
retailers, automotive suppliers, hardware
stores, electrical wholesalers nation wide.

Leslie L. Stiffener



De Luxe Irons are beautifully
presented in a handy re-
usable plastic pouch-pack,
complete with one spare
tip and two spare elements.



De Luxe Irons operate on voltages from
2.5V to 6.3V A.C. or D.C. or from 240V
A.C. mains through a "Natronic" Scope
Transformer fitted with 6 ft. 3-core flex
and 3 pins mains plug.

AUSTRALIAN & OVERSEAS AGENTS:

IRH COMPONENTS PTY. LIMITED

(A subsidiary of International Resistance Holdings Ltd.)

THE CRESCENT, KINGSGROVE, N.S.W. 2208. TEL. 50 0111



Commonwealth Co-operation in Broadcasting

Co-operation among member countries of the British Commonwealth in the fields of broadcasting and television has provided major benefits for the developing countries.

by Ernest Chisholm Thomson

Some of the countries which now have flourishing broadcasting and television networks would not have had them as early, or as well organised, if Commonwealth partners had not given practical and material assistance. Perhaps more importantly, they could not have developed so fast and so well had they not had the benefits of such systems. Broadcasting, in either sound or vision, provides not only entertainment and news, but also practical information and mass education that leads to the prevention of disease, to improved techniques in many fields and to higher living standards.

Benefits like these have been won largely by a growing spirit of co-operation within the Commonwealth. At the hub of this intimate relationship is the Commonwealth Broadcasting Conference — a voluntary association of national broadcasting organisations whose delegates now meet in a different Commonwealth country every two or three years.

The progress of the relationship can be gauged from the growing attendance.

Whereas the first conference — in London in 1945 — represented only six countries, the seventh, in New Zealand in February, 1968, had delegates from 17 countries: Australia, Britain, Canada, Ceylon, Cyprus, Ghana, India, Jamaica, Kenya, Malawi, New Zealand, Nigeria, Pakistan, Singapore, Tanzania, Uganda and Zambia.

The broadcasting organisations in these countries are run in various ways. Some are government departments, some are public corporations, others are financed from licence or advertising revenue. But all would claim to be inheritors and guardians of the tradition of broadcasting as a public service — a tradition established by the BBC more than 40 years ago.

The ideal of mutual help has been the thread running through all the conferences — in Britain in 1945 and 1952, Australia in 1956, India in 1960, Canada in 1963, Nigeria in 1965 and New Zealand in 1968. What the delegates strive for is professional improvement, both in programs and technical expertise, by pooling experience.

It is in the training of staff that Commonwealth broadcasting co-operation takes perhaps its most influential form. Countries longest established in the radio and television arts place their knowledge at the disposal of those newest to the medium. Since 1952, for example, the Australian Broadcasting Commission has operated a scheme of training under the Colombo Plan, involving well over 100 broadcasters from 11 Commonwealth territories in Asia. In 1960 the Commission began radio and television courses for rural

broadcasters from Asia and Africa, and a recent training scheme caters for broadcasters specialising in education.

The Canadian Broadcasting Corporation has concentrated on helping to start national television services in Ghana and Malaysia, sending CBC staff to those countries. Ghanaian and Malaysian broadcasters have meanwhile been on study attachment to Canadian television stations along with students from Nigeria and Uganda. New Zealand, too, has welcomed Commonwealth broadcasters on training attachment.

A major share in Commonwealth training schemes has been borne by the BBC. Since 1954 about 300 staff from Commonwealth countries have been trained by the BBC as producers and schools broadcasters. The Corporation has now established a television studio in London specially for tutoring overseas producers and directors. About 40 trainees a year learn under actual operational conditions.

Three Zambians on a training course with the BBC in London set up a taped broadcast under the guidance of Mr Geoffrey Seymour, Overseas Training Organiser. They are (left to right) Mr Jethro Hamombe, Mr Agrippa Njumu and Mr Martin Luo.



The BBC also allows the free use of its studios by the Centre for Educational Television Overseas, an organisation established in 1962 with headquarters in London to promote the use of television for the education of adults and children in the developing countries. Financial support comes largely from the Nuffield Foundation, the British Government, and the independent television companies.

The value of radio and television as teaching mediums was stressed at the 1968 Commonwealth Broadcasting Conference. In urging its members to keep their educational broadcasting policies continually under review, the conference set about organising a regular interchange of information on teaching developments.

Such interchanges are not only

mutually helpful but conducive to independence. At the sixth conference in 1965 it was noted that a principal concern of Commonwealth broadcasters should be "to reduce and eventually to eliminate their dependence on training overseas." Many of them have now established their own training schools.

To the Commonwealth peoples as a whole the immediately obvious field of co-operation lies in the vast interchange of programs, both radio and television. Scarcely a day goes by when Commonwealth broadcasters are not collaborating with their colleagues elsewhere.

In radio one of the crowning events each year is the Commonwealth Day broadcast, when one country presents a special program about itself and distributes it to the others. In 1966 Radio Malaysia were the sponsors; in 1967 — Canada's centennial year — the program was presented by the Canadian Broadcasting Corporation; in 1968 the Ceylon Broadcasting Corporation told their country's story.

Most Commonwealth television organisations subscribe to Visnews, the Commonwealth newsfilm agency which supplies a service of filmed news events throughout the world. Transcriptions of radio and television programs are widely exchanged.

Programs are sometimes produced in

partnership, an outstanding instance being a 90-minute television drama, "Kain," set in the Australian outback and produced as a joint venture by the Australian Broadcasting Commission and the British Broadcasting Corporation in 1967.

Shared radio coverage of international sporting events is an everyday feature of Commonwealth co-operation. Television coverage is increasingly shared, too, as more and more use is made of videotape, films and relays by satellite.

Every meeting of the Commonwealth Broadcasting Conference has been a milestone in the progress of co-operation. All the signs go to show that the tradition will be fully maintained at the eight conference in 1970, in Jamaica.

DESPITE the initial reservations felt by many people, particularly with reference to servicing, the printed circuit is now firmly established in most types of electronic equipment, ranging from the incredibly cheap pocket radios that have flooded the country in recent years, to some of the most sophisticated professional equipment available. Its origins lie in weaponry — a heritage unfortunately common to many good "electronic" ideas, but printed circuitry is, and indeed has been for some time, an attractive system for the amateur who constructs his own equipment, for it solves the mechanical problems of component mounting and eliminates the chores of wiring — as well as facilitating a neat and workmanlike job. For the amateur who has so far shied away from etching his own boards, a new system is now available, which is both economical and easy to use, yet with care, is capable of excellent results. Known as Cir-kit, the system utilises bakelite boards, similar to those used commercially, in conjunction with self-adhesive copper strip. This is 1/16in or 1/8in wide — easily cut with scissors or a model knife — and attaches to the boards rather like a piece of Sellotape. The adhesive is very efficient, although the bond is not quite as good as that on pre-laminated boards — which means that care is needed when soldering not to overheat the copper. However, anyone who is competent to solder a transistor or capacitor without causing damage should have no trouble, and the adhesive improves with aging, so that long-term stability is satisfactory. Layouts can normally be planned using the theoretical circuit diagram as a guide, and boards may be pre-punched or drilled according to requirements. With the pre-punched board, the strip can either be laid over the holes, and then punched through with a small drill or a watchmaker's screwdriver, or it can be laid alongside the holes and component leads are inserted through the board, folded over and soldered (see photo). The former method permits a more compact layout.

A few tips on planning layouts. Always be sure that the component spaces you allocate are adequate — it is preferable to purchase the bits before embarking on this task, although capacitors are available in literally dozens of shapes for board mounting and resistors are more or less of standard size, dependent on ratings. Avoid siting adjacently on to your layout components which are in different stages — as this can lead to instability. If instability does occur, of course, Cir-kit does permit alterations to be made, although it is as well to investigate the problem before redesigning sections of the board for it may not prove necessary.

The excellence of the system, however, lies in its versatility, for it enables the home constructor to produce a wiring board on a one-off basis for most of the circuits described in this and other journals, and while it will no doubt encourage many to "try their hand," it will also enable many who already build their own equipment to achieve neater, more reliable results with a minimum of fuss.

**AVAILABLE ALL LEADING
RADIO HOUSES.**


(SOLE AGENT)



ZEPHYR PRODUCTS PTY. LTD.

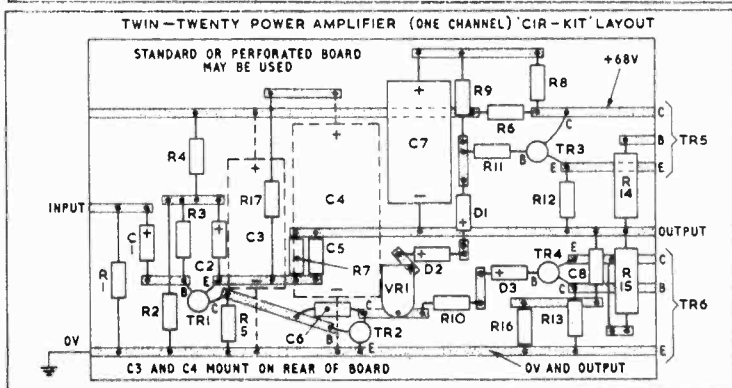
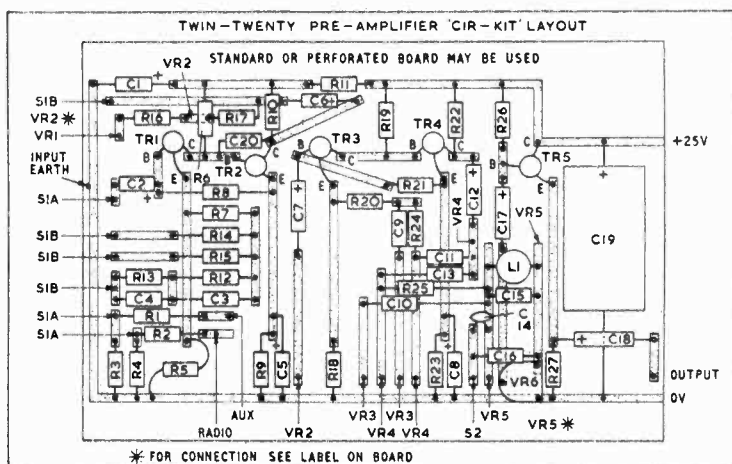
70 BATESFORD ROAD, CHADSTONE, VICTORIA—PHONE 56-7231


MANUFACTURERS OF RADIO & ELECTRICAL EQUIPMENT & COMPONENTS



INSTANT CIRCUITS

**A new method of making component boards
using self-adhesive copper strip.**





Technical Review

Computer Plots Race Yacht's Daily Course

On Saturday, June 1, 1968, 43 entrants in a single-handed transatlantic sailing race left Plymouth, England. Less than 26 days later Geoffrey Williams sailed the Sir Thomas Lipton into Newport, U.S.A., to win.

The race was the third of a series, the preceding two being held in 1960 and 1964. Geoffrey Williams had been planning to enter for some years and had given much thought to the matter of choosing the best course to sail the Atlantic.

He first approached International Computing Services Ltd. early in 1967 and suggested that a computer could be programmed to take into account the weather forecast and compute a recommended course for each period of 24 hours. The result of the discussion was that ICSL agreed to develop the program and run it for him on each day of the race.

As the computer could not plan a course in detail the idea behind the program was that it should be used to provide a strategy for each day of the race. The strategy would be quite

tween 24 and 36 hours of continuous work, if mistakes were made.

Two programmers spent some three months in planning and writing the program which would allow the KDF9 to make the calculations wanted. Sailing characteristics were measured in a number of trial runs before the race started and regarded as a series of graphs which allowed the speed of the boat to be obtained for each heading of the boat, relative to the wind and for each of a number of ranges of wind speed. A typical graph is shown in figure 1. The graphs were built into the program as a set of tables.

For each daily calculation the first action of the computer was to read a punched card which contained data giving the position, speed and heading of the Sir Thomas Lipton at 0700 hours GMT. From this it was a straight-

each consisting of two legs, were generated by choosing rays of 13 degrees apart and parallels 20 nautical miles apart. However, if at some stage it appeared that the boat would be heading into the wind on the second leg a port or starboard tack was made, thus producing a course of three legs.

The program also incorporated some limits on the deviation from the initial great circle, to prevent it from attempting to route the Sir Thomas Lipton into the coast of Newfoundland or into the unfavourable Gulf Stream.

The weather forecast was obtained each day on magnetic tape from the Meteorological Office at Bracknell. It gave forecast data at each of about two thousand points spread across the North Atlantic. The tape contained fresh data for every six hours, usually covering a period of 48 hours starting at the previous midnight. For each of the two thousand points, thirteen separate items of data were provided. However, the program required only two, the wind speed and direction.

From this information, and referring

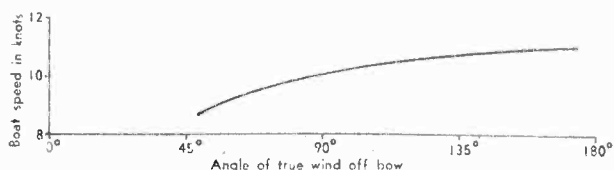


Figure 1 (above). The sailing characteristic of the Sir Thomas Lipton in a wind force of 5-6.

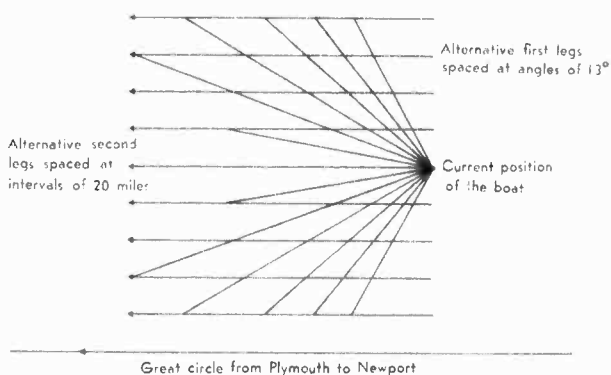


Figure 2 (right). The courses considered by the program.

simple and consist of two or three straight runs, with one or two changes of heading. Williams would use the strategy as a guide and make adjustments in the light of circumstances.


In principle the computer program was simple. The computer calculated how far along each of a number of alternative courses the Sir Thomas Lipton could sail in 40 hours. It worked out about 150 courses, and then printed details of the best few which became the strategies transmitted to Williams. The calculation took some three or four minutes on a KDF9; to do it by hand would have taken be-

forward calculation to determine the position of the boat at the time at which the computer run was made. Then, a fan of possible courses was set up within the computer, in the pattern shown in figure 2. The starting position of the fan was the current position of the boat and the fan was orientated in a direction parallel to the initial great circle course from Plymouth to Newport, the shortest distance across.

Each course which the computer considered followed one of the rays and subsequently turned on to one of the parallels. The 150 different courses,

to the tables containing the sailing characteristics, the program calculated the points which the Sir Thomas Lipton could reach on each of the 150 courses in a time of 40 hours. This made maximum use of the weather forecast data, which was eight hours old by the time it was used. Courses were then simply evaluated on the basis of the distance from the final points to the finish of the race at Newport. The program was usually allowed to print out the best six, although no more than three were used. ("Spectrum" No. 55, 1968.)

PLESSEY




Use Rola loudspeakers C7-5L, C9-6L or 6H for a two-speaker car radio system

Add a new dimension of listening pleasure to your car radio's performance with a two-speaker system using high performance loudspeakers especially designed by Rola for car radio applications.

A second loudspeaker can be added to your car radio by following the simple circuit below. The balance control potentiometer—resistance values are listed—ensures optimum audio balance between the front and rear speakers for pleasing stereo effect.

Rola C7-5L, C9-6L and 6H models with 3.5, 8 or 15 ohm impedances, are ideal for two-speaker systems, or for replacement purposes. Long term reliability and high performance features make these Rola models Australia's most popular car radio speakers.



PLESSEY Components



For additional information please contact:

Rola Division
 The Boulevard Richmond Victoria 3121
 Telephone 42 3921 Telex 30383

NSW Plessey Components Rola Division
 PO Box 2 Villawood 2163 Telephone 72 0133

141-AR18



IMAGE INTENSIFIER TUBE FOR NIGHT VIEWING

The latest developments in electronic aids to vision have resulted in instruments that can make visible objects whose illumination is only one ten-thousandth of that required for normal vision.

Unlike earlier image intensifier tubes which used a source of infrared radiation to illuminate the object or scene being observed, the Mullard XX1060 three-stage image intensifier assembly is completely passive. Starlight, or even faint sky glow, will produce sufficient light for a visible display when completely imperceptible to the naked eye.

The XX1060 series of image intensifiers improves on the best performance of the unaided eye by a factor of some 10,000 times, and does not require the observer's eye to become dark-adapted.

The tube was originally produced in close collaboration with British government research establishments for military purposes, but there are other fields of activity in which it may also offer important advantages.

Possible applications include viewing fluorescent screens excited to very low luminance levels by X-rays or electrons as in electron microscopes, navigation, aerial reconnaissance, space and underwater exploration, improving the effectiveness of astronomical telescopes, nature studies of nocturnal animals, and aiding police and security organisations in night surveillance.

The tube also makes possible the use of closed circuit television in conditions of very low ambient lighting. When it is advantageous for the observer to be remote from the viewing instrument, a television camera can be coupled optically to the intensifier. Such a system makes viewing possible in an environment which may be hazardous. It also allows a number of observers to view a scene simultaneously, or one observer to monitor displays of several scenes.

The aim of any image intensifying instrument is to provide sufficient intensification for the observer to re-

gister on his retina an event for every photon recorded at the photo-cathode of the intensifier, even though the eye may not be working in its most sensitive condition.

The simplest form of image intensifier is a vacuum tube with a photo-cathode on the input window and a fluorescent screen on the output window. A light image on the photo-cathode releases photo-electrons which, when a voltage is applied to the tube, are accelerated to the fluorescent

assemblies by coupling a number of image-intensifier stages in cascade. The output of the phosphor of the first intensifier serves as the light source for the input of the second and so on.

These stages could be coupled with lenses, but these would need to have a high efficiency and would therefore be bulky. In addition, they would be incompatible with the curved screen and photocathode needed in electrostatically focused image intensifiers for the best picture quality. Both these disadvantages can be overcome by the use of fibre-optic windows. The arrangement is then as shown in figure 1.

All that is needed to operate the electrostatically focused tube is a source of EHT potential. In the XX1060 series, a Cockcroft-Walton ladder EHT voltage multiplier is built

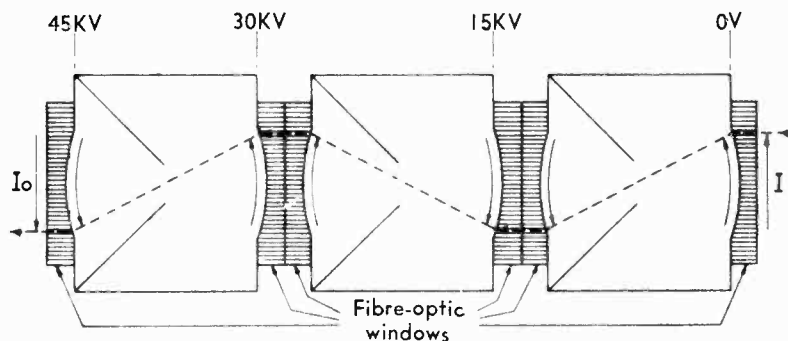


Figure 1. Schematic diagram of cascaded intensifier stages with fibre-optic windows.

screen. At the screen, the energy of the electrons is converted into light. If the electron image formed at the photo-cathode is focused on to the fluorescent screen, then the light image on the photocathode is reproduced on the screen. Because each photon falling on the photocathode gives rise to some tens of photons at the fluorescent screen, a gain in image intensity is achieved.

Image intensification is achieved in the XX1060 series of image intensifier

into the assembly. The connection between the second and third intensifier stages is via a high-value resistor. This is to limit the brightness of the final stage and prevent discomfort to the observer in the event of the scene illumination rising unexpectedly.

The tube and power supply are encapsulated in silicon rubber and the whole mounted in a close-fitting plastic tube.

During the development of the XX1060 series of image intensifiers, the prime application under consideration was a military direct-viewing night-vision system. Consideration had also been given to the use of the image intensifiers in a remote-viewing system employing television techniques.


The direct-viewing night-vision system consists of an objective lens which forms an inverted image on the photocathode of the XX1060. This inverted image is reproduced, erect, on the output screen of the intensifier. A magnifying, non-inverting eye-piece is used to view the intensifier image. Such a system is shown schematically in figure 2.

A prototype field-test equipment is shown in both photographs. This equipment employs a reflective objective optical system of the Schmidt type.



Miss Daphne Lamport, B.Sc., A.R.C.S., project leader of the group at Mullard Research Laboratories responsible for the early development work on the tube, demonstrates a prototype night viewing equipment.

NEW SONY TC-540



Thrilling realism with "quadradiol" sound system

MODEL TC-540: The ultimate in stereo performance is yours from SONY's quality solid-state tape recorder TC-540 with 4 track stereo/mono recording and playback operation. "Quadradiol" sound system, uniquely designed separate speakers—two high compliance low frequency speakers are installed in baffle enclosures on each side of the recorder case and the two satellite high frequency speakers in the split lids, which can be separately placed up to 16 feet apart, for maximum effect in stereo.

Individual bass and treble tone controls for your personal listening preferences, speaker monitoring volume control, three tape speeds, retractable pinch roller for ease of tape threading, easy sound-on-sound recording, line/microphone mixing recording with optional microphone mixer, automatic sentinel shut-off switch, either vertical or horizontal operation and noise suppressor for reduction of hiss are only a few of the many outstanding features.

You will be fascinated by the full range stereo performance from dynamic fortissimo to thrilling pianissimo.

Specifications

Recording system: 4-track stereo/mono recording and playback. **Power requirements:** 100, 110, 117, 125, 220 or 240V AC 65 watts, 50/60 Hz. **Tape speeds:** 7½ ips, 3¾ ips, 1½ ips. **Reels:** 7" or smaller. **Frequency response:** 30-20,000 Hz at 7½ ips • 30-13,000 Hz at 3¾ ips • 30-10,000 at 1½ ips. **Flutter and wow:** 0.09% at 7½ ips • 0.12% at 3¾ ips • 0.16% at 1½ ips. **Harmonic distortion:** 2%. **Signal-to-noise ratio:** 50dB. **Power output:** 5W per channel (20W total dynamic power). **Speakers:** Two built-in speakers 4" x 8" and two lid-integrated speakers 4" diam. **Recording time (1,800' tape):** 4-track stereo 6 hrs. at 1½ ips • 4-track mono 12 hrs. at 1½ ips. **Fast forward and rewind time:** Within 2 min. 20 sec. (1,200' tape). **Inputs:** MICROPHONE • Sensitivity -72dB (0.19mV) • Impedance 600 ohms LINE • Sensitivity -20dB (0.078V) • Impedance Approx. 100k ohms. **Outputs:** LINE • Sensitivity 0dB (0.775V) • Impedance 100k ohms EXTERNAL SPEAKER • Sensitivity 11.2dB (2.83V) • Impedance 8 ohms MONITOR • Sensitivity 11.2dB (2.83V) • Impedance 8 ohms (or 10k ohms). **Rec/PB connector:** INPUT—Sensitivity -40dB (7.8mV), Impedance 10k ohms OUTPUT—Sensitivity 0dB (0.775V), Impedance 10k ohms. **Dimensions:** 19-11/16" x 9-15/16" x 15-7/16". **Weight:** 41 lbs. **Accessories:** Two microphones F-96, empty reel R-7A, connection cord RK-74, two reel caps, motor pulley, power cord, head cleaning ribbon, splicing tape PS-2, demonstration tape, SONY oil OL-1K. **Optional accessories:** Telephone pick-up TP-4S, microphone mixer MX-600M, MX-6S, stereo headset DR-3A, DR-3C.

SONY®

Distributed by:

jacoby, mitchell & co.pty. ltd.

SYDNEY • MELBOURNE • BRISBANE • ADELAIDE

To: Jacoby, Mitchell & Co. Pty. Ltd., 469-475 Kent St., Sydney, 2000. Please send me information on Sony Tape Recorders & nearest Sony retailer.

NAME

ADDRESS

JMS/1-68/EA169



FOUR-LAYERED PAPER DRY CELL

A wafer-thin "energy-paper" cell announced by Norelco of the U.S.A. offers a new source of portable power.

From the results obtained with this equipment, the performance of other systems using different lenses was estimated.

The objective and eye-piece lenses must be chosen to reproduce objects with the highest possible contrast. Great care must be taken in their design and construction to ensure that stray light resulting from scatter and unwanted reflections is reduced to a minimum.

The final screen of the XX1060 is at a potential of 45KV relative to its cathode and, in order to maintain the lowest background noise, it is desirable for the photocathode to be at the same potential as the equipment. Thus the screen is at 45KV with respect to the eye-piece. Hence, a long working distance between the eye-piece and the XX1060 screen is desirable, or the eye-piece lenses must be mounted in insulating material.

Modern camera tubes have extended the performance of television systems sufficiently for them to be used satisfactorily for outside broadcasts under poor lighting conditions, but they are still not capable of producing satisfactory pictures at night. In a typical vidicon or Plumbicon chain, the lowest light level that can be used is set by the electronic noise in the video amplifier. Even with some of the fastest objective lenses, the video amplifier noise limits the system to scene light levels of 3 lux or more. This performance at low light levels can be considerably improved using an XX1060 series image intensifier assembly coupled to a conventional television system.

A typical experimental remote-viewing night-vision system comprises an objective lens focusing light from the scene on to the photocathode of the XX1060; the high brightness image on the screen of the intensifier is then coupled to the camera tube in the television system by two lenses working face to face for efficient coupling.

A standard multi-purpose camera chain would be used.

In addition to straightforward night-viewing, signal processing could produce the following improvements: Aperture correction would improve the resolution of fine detail at higher light levels; an increased integration time would improve perceptibility, but this would be offset by the reduced ability to observe moving objects; variable gamma would improve effective contrast; picture inversion would allow a negative as well as a positive picture to be produced—a possible advantage in applications such as electron microscopy. Television systems have the further advantages of permitting telemetering and video tape recording techniques to be used.

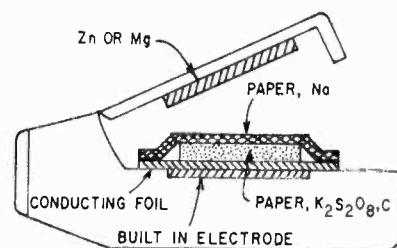
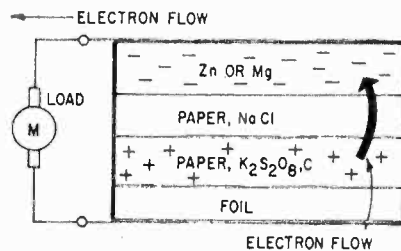
Comprehensive technical information on the XX1060 image intensifier

The unique cell, weighing less than one tenth of an ounce, has been used to power a prototype Norelco shaver. It can provide about 1 watt for 6 or 7 minutes.

Cells are moistened before use. Because of the chemicals used and the low internal resistance due to cell thickness (1mm), they have a power density five times that of a normal dry cell. This makes the cells especially useful for brief, high-output applications. For example, a number of cells were joined together to start a car with a rundown battery.

Complete cells have four sandwiched layers, although a three-layer cell is used when one sheet is built into the device to be powered. The top layer, which corresponds to the zinc can in conventional dry cells, is a zinc or magnesium sheet that acts as an electron donor. A dry paper sheet treated with common salt is beneath the donor sheet. The third layer consists of paper impregnated with potassium persulphate and powdered carbon. A conducting foil completes the "sandwich." The addition of water to the salt-treated layer forms an electrolytic solution.

Cost of the basic materials for an energy-paper cell and the capacity per cubic cm are about the same as for conventional everyday-type cells. The cells, developed at the Philips Research laboratories in Holland, were introduced by North American Philips Co, who says it has no current plans to mass-produce them. ("Radio-Electronics" October, 1968.)



Four-layered cell (a) has zinc or magnesium sheet covering a dry, salt treated paper sheet. Next layer is paper impregnated with potassium persulphate and powdered carbon. Bottom layer is conducting foil. Shaver (b) can use a three-layer cell; the top layer is built into the shaver.

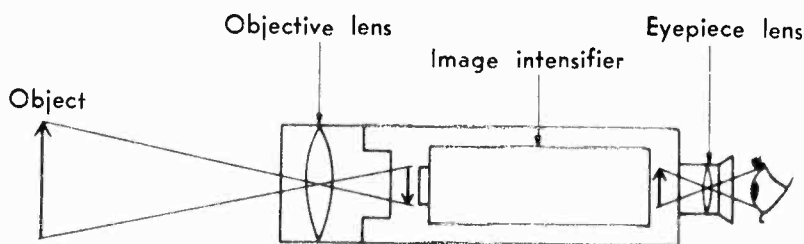




Figure 2 (above). Schematic diagram of direct-viewing night-vision system.

A prototype direct-viewing night-vision system using a Mullard XX1060 image intensifier assembly.



assembly is available from the Industrial Electron Devices and Components Division of Mullard Australia Pty. Ltd., 35-43 Clarence Street, Sydney, N.S.W.

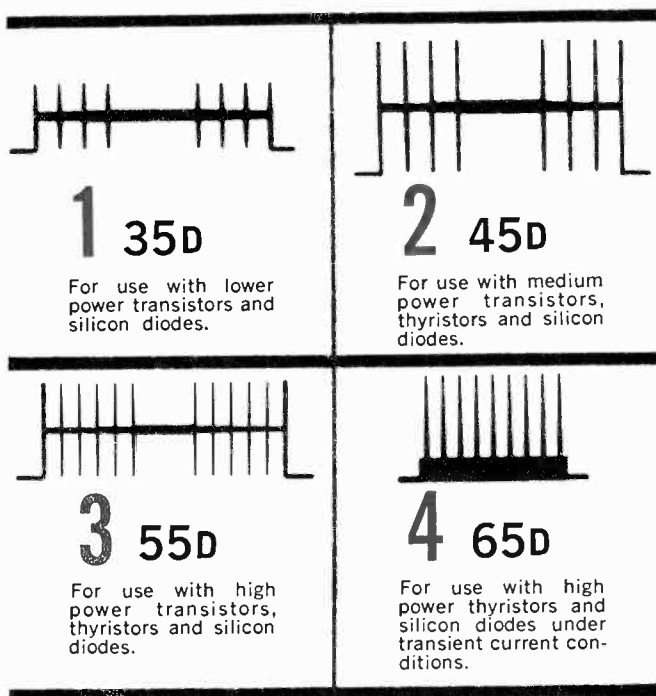
2000. ("Mullard Outlook," Vol. 11, No. 5. Mullard new product information, XX1060 Series image intensifier assemblies.)



The Mullard preferred heatsink extrusions listed below are manufactured in Australia and offer design engineers "off the shelf" heatsinks for most power semi-conductor applications.

Type	Standard Lengths	Finish
35D	2" 3" 4" 6"	Anodised
45D	3" 4" 6"	Anodised
55D	4" 6" 8"	Anodised
65D	4" 6" 8"	Plain

Bulk material is available in 36" and 72" lengths. Non-standard lengths, subject to quotation, can be supplied in minimum quantities of 100 pieces. Further details are available from Mullard offices throughout the Commonwealth.




Mullard

MULLARD-AUSTRALIA PTY. LTD. • 35-43 CLARENCE STREET, SYDNEY, N.S.W., 29 2006.
123 VICTORIA PARADE, COLLINGWOOD, N.S. VIC., 41 6644
Associated with MULLARD LIMITED, LONDON



M204

SCIENTIFIC AND INDUSTRIAL NEWS



Advanced IC wins award

An advanced integrated circuit array, developed by Fairchild Semiconductor, was the only IC among the 100 most significant technical products of the year in the Annual National Research Week competition held in New York, U.S.A. in October, 1968. Fairchild's winning entry is the 4500 Bipolar Micromatrix Array, a monolithic semiconductor device equivalent to 352 transistors and other components. It incorporates a standard semiconductor base with unique two-level wiring interconnections custom-designed to a customer's specifications. It consists of eight distinct cells on a silicon chip and, apart from its packaging, is no larger than a pinhead.

The competition is sponsored by Industrial Research Inc., of Beverly Shores, Indiana, and is held in conjunction with the National Conference on Industrial Research. The products were selected by a panel of 30 scientists and engineers. Other awards were won by 64 companies, two government agencies, a university and a hospital. Six of the winning entries came from overseas — England, Finland, Japan, the Netherlands, Switzerland, and West Germany.

International design congress

The sixth congress of the International Council of Societies of Industrial Design, to be held in London in September, 1969, will take as its theme "Design, Society and the Future." The congress will bring together members of 47 societies from 32 countries. Details are available from the 69 Congress Secretariat, The International Council of Societies of Industrial Design, 12 Carlton House Terrace, London, S.W.1, U.K.

Sweden's colour TV service

The Swedish Telecommunications Administration has ordered 46 colour correction units to be incorporated in existing black and white transmitters to assist in converting them to transmit colour pictures. The units, ordered from The Marconi Company, of the U.K., will be installed in 23 VHF transmitting stations to form part of Sweden's first colour television service, which officially opens in 1970.

Fast charging secondary cells

Researchers in the U.S.A. are investigating ways of safely recharging sealed nickel-cadmium cells, and batteries of such cells, in one hour or less. Rapid charging is made difficult only by the disastrous consequences of high level overcharging according to a paper by Hadley and Carson Jr., of the General Electric Co., U.S.A., presented at the 6th International Power Sources Symposium held in the U.K. in 1968. As soon as overcharging begins, heat and gas, internally generated, destroy the cell.

Provided that the charging current stops precisely when the cell is fully charged, the whole process may be accomplished in one second, at greater than 90 per cent efficiency, by delivering a 50A pulse to 10mAH cells. After 100 cycles of full charge and complete discharge there was no electrode damage. In practice, fast charging rates are limited by the size and cost of the charging equipment required to deliver the high currents.

Giant sphere moved slowly

Workmen are dwarfed by a gigantic steel sphere, part of a new nuclear power plant under construction at Wuergassen, Germany. Instead of first constructing the spherical pressure container and then building around it, German engineers saved about eight months' work by doing both projects at the same time. The giant sphere was then moved into the building through a wall left open for it. It took a week to move it at a speed of 14 inches per hour.


Water separator for spacecraft

A separator which extracts water from a spacecraft cabin's atmosphere to store it for astronauts' use is being tested for the National Aeronautics and Space Administration (NASA) by the Lockheed Missiles and Space Co., Sunnyvale, California, U.S.A. Originally developed by the company's biotechnology department and further refined under a NASA contract, the unit is part of a regenerative life support system designed to supply four astronauts with water and oxygen for up to a year in space. The separator processes cabin air, condensing moisture and, by using two filtering elements, draws water droplets into fresh water tanks and returns dry air to the cabin.

Flight planning by computer

Two new computers are being used by Qantas at Mascot Airport, Sydney, as an everyday office aid, and are already showing big savings through calculation of flight plans. Flight plans are the calculations giving routings, fuel loads, passenger and aircraft weights, operating altitudes and flight times that are worked out for every aircraft flight. The two computers have reduced the time for calculating a complex flight plan from about 45 minutes to about 4 minutes, while at the same time they provide a much wider range of alternatives in their calculations. This means that alternative flight plans can be computed for the aircraft flying at different heights, for example, thereby arriving at the most economic operation for the prevailing conditions.


Apart from producing plans for flights out of Sydney, the computers can also prepare plans for flights out of Perth, Brisbane, Darwin and Port Moresby, and from New Zealand to Australia. The completed plans are sent by teleprinter to the appropriate port. The next stage will be to extend the computer flight-planning service to B.O.A.C. flights in the Australian area.



University

TEST SET

Matching front cases 5½" x 9" with engraved label
all units complete with leads, and instructions.



Specifications (as illustrated left to right):

Model MVA-6 vacuum tube Voltmeter

AC-DC volts, 7 ranges to 1.5KV; P.P. volts, 7 ranges to 4KV;
DB (1mW-600) 10db to +65db; ohms .2 Ω to 1000M Ω .

Trade Price \$42.00

Model Te-20D Signal Generator

7 Bands 120Kc-500Mc (6 Fundamental and 1 Harmonic) Xtal
Socket for: Self calibration or Marker Generator.

Trade Price \$36.00

Model UC 3 3" Oscilloscope

Vertical 100mV P.P./CM (at 1Kc) Freq. Char. 1.5 cps to 1.5
Mcs Horizontal 900 mv P.P./CM (at 1Kc). Wide sweep 10
CPS — 300 Kcs Continuously variable.

Trade Price \$100.00

Model Te 22D Audio Generator.

Sine 20 cps-200Kcs. Square 60 cps-30 Kcs. Output 7V max
(1K imp) Freq. response + 1.5db 20 cps-150Kcs.

Trade Price \$38.00

Model MVA-7 High sensitivity VTVM

Ac volts 1m V-300V 10 ranges. db range-40 to +50db 10 ranges
Input impedance 10 meg. Accuracy 5 cps-1.2 Mcs. \pm 2db.

Trade Price \$45.00

(all above prices are subject to 15% sales Tax)

UNIVERSITY GRAHAM INSTRUMENTS PTY. LTD.

106 BELMORE ROAD, RIVERWOOD, N.S.W. 2210

Telephones: 53-8758, 53-0644 (5 lines)

Telegrams & Cables: Requip, Sydney

REPRESENTATIVES

S.A.: Compar Dist.

33 Market St.,

ADELAIDE, S.A. 5000

QLD.: Keith Percy & Co.

Pty. Ltd.

Waterloo St.,

NEWSTEAD, Bris.,

Qld. 4006

VIC.: Eastern Instrument
& Electronic Service
Pty. Ltd.

Suite 17, 67 Queen's

Rd., MELB., Vic. 3000

Phone: 20-3294, 20-6597

W.A.: Atkins (W.A.) Ltd.,

894 Hay St.,

PERTH, W.A. 6000

TAS.: W.P. Martin &
Company,

202 Argyle St.,


HOBART, 7000

And 150 Wellington

St., LAUNCESTON.

7250

AUSTRALIA'S LEADING MANUFACTURER & IMPORTER OF ELECTRICAL INSTRUMENTS



Conference on artificial intelligence

The first International Joint Conference on Artificial Intelligence will be held at the Statler-Hilton Hotel, Washington, D.C., U.S.A., on May 7-9, 1969. It is anticipated that papers will be presented on the following topics: Theoretical foundations of artificial intelligence; Theorem proving; Heuristic problem solving; Question-answering systems and computer understanding; Man-machine symbiosis in problem solving; Psychological modelling; Linguistic research relevant to artificial intelligence; Integrated artificial intelligence systems; Self-organising systems; Pattern recognition signal processing; Pictorial pattern recognition; Linguistic and contextual methods in pattern recognition; Physiological modelling; Applications of artificial intelligence work.

Further information on the conference may be obtained from Dr Donald E. Walker, IJCAI Program Chairman, The Mitre Corporation, Bedford, Mass. 01730, U.S.A.

P.O. orders mobile phones

The Australian Post Office has ordered over 500 mobile radiotelephone units, worth nearly \$200,000, from Pye Pty. Ltd., of Clayton, Vic. A P.O. spokesman said that the units would be fitted to vehicles used by engineering field staff in all states. Trials have shown that radiotelephones can increase efficiency in the investigation of telephone service fault reports and in routine maintenance. The Post Office has specified a hybrid, or partly solid-state, unit on the basis of easier maintenance in the field, and on proven performance in all climatic conditions.

Creative use of machinery

Large-scale systems for resolving many crucial questions were discussed recently by 300 scientists, mathematicians, engineers and administrators at the National Bureau of Standards in Washington, U.S.A., during the second Annual Symposium of the American Society for Cybernetics. Symposium participants approached cybernetics (the study of control and communication in man and machine) from many standpoints in their search for means to unravel some of the problems of contemporary government and technology.

Further information on the society and its proceedings may be obtained from the Secretary, American Society for Cybernetics, 2121 Wisconsin Avenue, N.W., Washington, D.C. 20007, U.S.A.

Army 10KW transmitter



A new 10KW transmitter being demonstrated to a party of Royal Australian Signals technical personnel by Mr A. Durie, of A.W.A.'s Engineering Products Division. In the background is a conventional 5KW transmitter to show the considerable reduction in physical size in the new equipment.

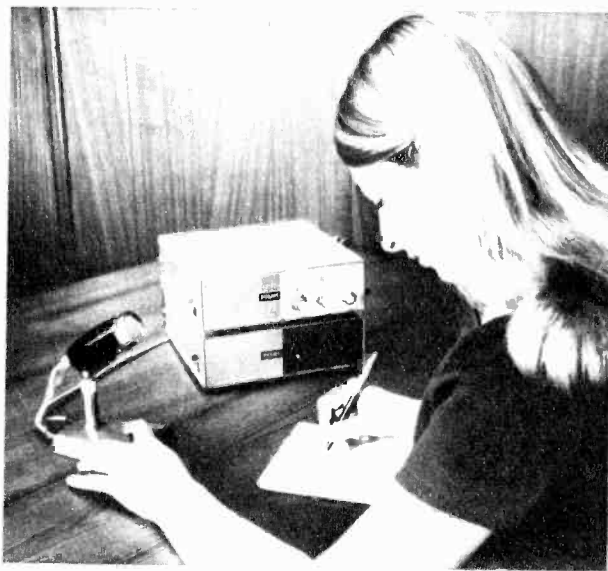
Automatic airport trains

Four automatic trains, each consisting of three eight-passenger cars, travel a 3000-foot loop to carry passengers through the Houston International Airport terminal, Texas, U.S. Each train is a driverless, trackless, battery-powered vehicle guided by electromagnetic signals from wiring embedded in the concrete floor. The trains are programmed to stop at elevators, flight gates and other passenger pickups.

Extension study courses

Commencing in March, 1969, the Division of Postgraduate Extension Studies, University of New South Wales, is presenting a number of courses consisting of a series of lectures to be presented over Radio University VL2UV, Sydney. The subjects of the courses are: Matrices and Geometry; Semiconductor Applications II; An Introduction to Statistics; Accounting for Non-Accountants. Further information of these and other courses can be obtained from the Division, postal address P.O. Box 1, Kensington, N.S.W. 2033.

Compact VHF base station



A compact VHF base station marketed by Philips Telecommunications of Australia Ltd., Alberrton, S.A., comprises two units. The top one is a solid state FM radiotelephone (10 or 25 watts), while the lower unit is a regulated power supply. The station is a development of Philips' solid state FM mobile 2-way radio, and is interchangeable with mobile units to simplify system maintenance.

Broadcasting by laser

According to a report in "Wireless World", December, 1968, "A group of people intend to set up in London their own independent radio service, to be known as Radio Love. To avoid coming under the jurisdiction of the current Post Office regulations (which cover frequencies up to 3000GHz), they intend to use a laser beam as the means of carrying information. The idea is to use a gallium arsenide laser with a beam, shaped by a reflector, in the form of a horizontal disc inclined towards the horizon from a height of about 200ft. The laser will be modulated with an RF sub-carrier.

"The receivers will be conventional with the addition of a photocell, housed in a small reflector, that will feed directly into the aerial circuits of the receiver. A representative of Radio Love told us that it is their intention to house the transmitter on top of a tall building in London and to have similar repeater stations to cover shadow areas. The service is planned to start next year, Post Office permitting, covering a radius of three or four miles from Charing Cross."

(It would appear, however, that Radio Love will find it necessary to be licensed under the latest Post Office Bill introduced into the British Parliament. As the Bill stands at present, the Minister of Posts and Telecommunications—to be set up under the Bill—will control, without specifying frequency limits, the use of "electric, magnetic, electro-magnetic, electro-chemical and electro-mechanical" energy for the distribution of sound and vision programs to inform, educate or entertain. Editor E.A.)

JUST RELEASED

IN JAPAN

Soon in Australia




PIONEER - SA 500
SOLID STATE STEREO AMPLIFIER

**GIVES YOU ALL THE FEATURES AND POWER YOU COULD
EVER WANT AT A MODEST PRICE ...**

Music Power Output	44 watts at 4 ohms (distortion below 0.5% at 1 kHz/1HF).
Continuous Power Output (both channels driven)	12W + 12W at 4 ohms (distortion below 0.5% at 1 kHz).
Frequency Response	20 Hz to 50 kHz \pm 1 dB (AUX)
Power Bandwidth	20 Hz to 40 kHz (distortion below 0.5% constant/1HF).
S/N Ratio	PHONO 75 dB (volume: maximum, tone: flat, AUX 90 dB at the rated output).
Inputs and Gain, Input Impedance (at 1 kHz)	PHONO 2.5 mV 47 kohms TUNER 200 mV 100 kohms TAPE MONITOR 200 mV 100 kohms AUX 200 mV 100 kohms
Damping Factor	Better than 40 at 8 ohms (at 1 kHz)
Output Terminals and Jacks	Speakers: 4 to 16 ohms Stereo headphone jack Simultaneous tape recording jack Tape recording/playback connector (DIN standards)
Equalization Curve	PHONO NFB type RIAA
Tone Controls	BASS -13.5 dB to +13 dB (at 50 Hz) TREBLE -11 dB to +8 dB (at 10 kHz)
Loudness Contour	Switchable to ON - OFF +12 dB at 50 Hz +5.5 dB at 10 kHz (at the volume level of -40 dB)
Residual Noise	Less than 0.7 mV at 8 ohms (volume: minimum, tone: flat)
Power Consumption	65 VA, 55 W (Max) 240 volt 50 Hz

PIONEER®
THE QUALITY NAME IN HI FI MUSIC EQUIPMENT.

ASK YOUR NEAREST OFFICE OF
ASTRONICS AUSTRALASIA FOR YOUR
LOCAL AUTHORISED PIONEER DEALER.



ITU activities in 1968

The number of countries who are members of the International Telecommunication Union (ITU) increased from 133 in 1967 to 135 in 1968 after the accession of Botswana on 2 April, 1968, and the People's Republic of Southern Yemen on 15 August, 1968. The ITU, founded in 1865, is now the specialised agency of the United Nations for telecommunications, with its headquarters in Geneva, Switzerland.

An international working party was formed to study the use of the geostationary orbit for communication satellites. A draft study program was adopted looking forward to the possible use of frequencies above 10GHz for satellite com-

munications. A seminar on frequency management and the use of the RF spectrum was held, attended by representatives of 37 member countries. The influence on telecommunications in general of developments in terrestrial and satellite radio-communications was also discussed.

The program of technical assistance was continued during 1968, and three seminars were held. The first, held in the U.K., was on "Communication earth station planning and operation"; the second, in Japan, was on "Recent progress in microwave systems and techniques"; the third, held in the Federal Republic of Germany, was on "Technique and operation of multiplex telegraphy systems." A number of training courses were organised by ITU member countries.

The administrative council of the ITU at its 23rd session agreed to convene a world conference during the latter part of 1970 or early 1971. The proposed agenda includes the following items: to revise regulations for the space radio and radio-astronomy services to ensure the efficient use of the RF spectrum; to consider the regulations pertaining to the aeronautical and maritime mobile services and to navigation insofar as the use of space techniques is concerned; to consider possible additional radio frequency allocations for the space radio services; to revise technical criteria for frequency sharing between space and terrestrial systems and between satellite systems.

Medical computer systems

Two advanced electronic systems for medical use were demonstrated recently by The Marconi Company of Chelmsford, Essex, England. One is a patient-monitoring system which receives and analyses information from sensors attached to patients in operating theatres and intensive care units. It can then display the processed information on a CRT display in the form of graphs, alphanumeric information or alarm statements. It can also receive additional data from light pen or keyboard inputs.

The other is a patient radio-telemetry system consisting of a small transmitting unit, which transmits analog signals from sensors attached to a patient, and a receiver unit, where the information may be directly displayed or recorded, or can provide inputs to a computer-based monitoring system. This system will enable data displays, recording equipment and computing systems to be used with a patient without restricting his free movement about the hospital, in an ambulance, or at home.

Dual-fuel engines

The development of natural gas in Australia will lead to much greater use of on-site power generation from engines running on both natural gas and diesel fuel, a visiting overseas expert predicted recently. Mr E. N. Evans, a director of Blackstone & Co. Ltd., England, spent four weeks in Australia on talks with industry, Federal, State and local government authorities. He said that by using the principle of total energy conservation, dual-fuel engines can increase the total thermal efficiency from 35 to 80 per cent, resulting in significant cost savings.

When the principle of total energy is applied, the heat from the jacket water of the engine and the exhaust gases is conserved to produce steam or hot water. The heat can also be used to provide cooling for air conditioning at little extra cost. The fuel supply can be changed at the flick of a switch from diesel fuel to natural gas while the engine is operating. Mr Evans said.

Microfilm reader



This inexpensive microfilm reader can project images from both aperture cards and roll film in any direction with variable magnification. Called the "Monitor," the equipment is portable and occupies less desk space than a telephone. Designed for daylight viewing, the unit is mounted by a ball joint on a curved arm held in a bracket for clamping on a desk. The reader is marketed by Microgen Ltd., 119 Marylebone Road, London N.W.1, England.

Image copier

The IBM 2285 display copier (left of picture) produces a photo-copy of images generated by a computer on a TV-like screen in 15 to 38 seconds, depending on the complexity of the image. The machine is designed to operate with the IBM 2250 display unit. The signals which produce the display on the large screen are transferred, when the "copy" button is pushed, from the memory core to a small cathode ray tube in the copier. Lines containing no information are scanned rapidly but lines with information are scanned slowly. The CRT's image is projected on to 8½in x 11in photo sensitive paper. The paper handling and developing mechanism is being built by the 3M Company.



ADCOLA

"M" SERIES PRECISION SOLDERING & DE-SOLDERING TOOLS

"The soldered joint is the link between components in the most scientifically designed and developed apparatus the world has ever known. One faulty joint can upset the functioning of the apparatus."

"The first important decision in Radio or Electronics is the careful selection of a Precision Soldering Tool."


PRECISION MADE
THOROUGHLY TESTED
ACCURATELY CALIBRATED
EASILY APPLIED
EFFICIENT AND RELIABLE
CORRECT TIP TEMPERATURE
RIGHT TIP SIZE AND SHAPE
LIGHT WEIGHT
FINE BALANCE
FINGERTIP GRIP
SLIM BARREL
CONSTANT OPERATION
MAINS VOLTAGE APPROVED
AVAILABLE ALL VOLT RANGES
NO TRANSFORMER NECESSARY
STANDARD IN R.A.N.
STANDARD IN ARMY
STANDARD IN R.A.A.F.
STANDARD IN P.M.G.
STANDARD IN COMPUTER FIRMS
STANDARD IN SPACE TRACKING
AUSTRALIAN MADE
SERVICE IN ALL STATES
QUALITY GUARANTEED



M20 1 OZ. 1/8" DIA. TIP:

FOUR "TRICLAD" TIP SIZES


MICRO MINIATURE ELECTRONICS
6 volt, 12 volt, 24 volt, 32 volt, AC/DC



M64 3 1/2 OZS. 3/16" DIA. TIP:

FOUR "TRICLAD" TIP SIZES

RADIO AND TV ASSEMBLY AND
SERVICING
230-250 volt and all lower voltage
ranges AC/DC




M207 4 OZS. 1/4" DIA. TIP:

TWELVE "TRICLAD" TIP SIZES

RADIO AND TV SOLDERING AND DE-
SOLDERING
230-250 volt and all lower voltage
ranges AC/DC

ADCOLA

Available from all Principal Radio and Electrical Components Suppliers
Further information is available from:
N.S.W.: Adcola Products Pty. Ltd., 17 Burwood Rd., Burwood, N.S.W. 747-1606
S.A.: F. R. Mayfield Pty. Ltd., 11 Halifax Street, Adelaide. Tel.: 8-4131.
QLD.: T. H. Martin Pty Ltd., 56-74 Edward Street, Brisbane. Tel.: 2-0555.
W.A.: Everett Agency Pty. Ltd., 17 Northwood St., West Leederville. 6007. Tel. 8-4137
ADCOLA PRODUCTS PTY. LIMITED, 22 FIFTH STREET, DONCASTER, VICTORIA. 3108.
Tel.: 848-3777.



Solar storms investigated

The first launch by the European Space Research Organisation (ESRO) of a fully stabilised sounding rocket payload, from the Salto di Quirra range in Sardinia on November 22, 1968, carried experiments by the universities of Utrecht and Leicester designed to probe solar storms and assess the amount of X-ray radiation emitted from them. Dr Kenton Evans of the University of Leicester reports that one reason why such research is important is the health hazard presented to astronauts and passengers in supersonic airliners by hard radiation. An understanding of the structure of such storms may also enable short-wave radio blackouts to be predicted.

The payload was aligned with the sun's centre to an accuracy of one three-hundredth of a degree by an attitude control unit supplied by Elliott Space and Weapon Automation Ltd. The Leicester equipment used five high resolution X-ray spectrometers to measure the emission line radiation in the 1 to 25 angstrom band. A closed-loop control system enabled a complex sequence of measurements to be made. A micro-miniature special purpose computer processed the raw data in flight and telemetered the output to the launch site.

British electronics giant

The major professional electronics interests of G.E.C., A.E.I., English Electric and Elliott Automation were recently brought together with the formation of G.E.C.-Marconi Electronics Ltd., a new management company with Mr Robert Telford as managing director. Mr Telford also continues as managing director of The Marconi Company. Existing trade names and companies will continue, to secure the maximum advantage in world markets. With a turnover well in excess of £100 million sterling, G.E.C.-Marconi Electronics will be Britain's largest and most comprehensive electronics organisation. The company will cover the fields of aerospace and defence equipment, communications and navigational systems, and broadcasting and television systems.

Primary standard changes

On January 1, 1969, changes were made relating to the values of four of the primary standards of measurements maintained at the British National Physical Laboratory at Teddington, Middlesex. The previous occasion on which similar

changes were made was in 1948. The quantities concerned are the unit of electrical resistance, the unit of electrical potential, the acceleration due to gravity, and the international practical scale of temperature. The changes are the consequence of resolutions passed at a meeting of the Comité International des Poids et Mesures held in Paris on October 14-17, 1968. They are sufficiently small that they will affect only manufacturers and users of extremely precise instruments.

The changes are as follows: the magnitude of the unit of resistance, ohm, is increased by 3.7 parts per million; the magnitude of the unit of potential, volt, is increased by 13 parts per million; the difference between the National Physical Laboratory's value of gravity and the international reference is reduced from 0.014 to zero cm per sec. per sec; changes have been made in the thermodynamic temperatures of fixed points and the coefficients of interpolation formulae used in the international scale of temperature.

Industrial measurements




A miniature battery-operated doppler system, announced recently by James Scott (Electronic Engineering) Ltd., Carntyne Industrial Estate, Glasgow E.3, Scotland, can measure velocities up to 100 m.p.h. where a body is travelling in a straight, angled or curved path, and rotational speeds of the order of 1 million r.p.m. The device uses a Gunn-effect diode to generate 5mW unmodulated CW maximum power at 13.4GHz, and operates off a nominal 12V battery.

Microwave link for Fiji

Fiji's telephone service is to be expanded by two new microwave links to be supplied by GEC-AEI Telecommunications. The links will provide 48 speech circuits initially, and will be equipped with completely solid-state radio equipment, operating in the 7.425 to 7.725GHz band, and associated multiplex equipment. They will operate on a twin path basis with duplicated transmitters and receivers.


Smaller push-button tuner




This radio tuner with permeability push-button operation, believed to be the world's smallest, has been developed by Sydney Bird and Sons Ltd., Fleets Lane, Poole, Dorset, England. The tuner's size and specifications meet the requirements of a survey to find out the future requirements of the automotive industry for car radios.

Goodmans audio suite

Comprising Maxamp 30 Amplifier, two Maxim Loudspeakers and Record Player, complete system \$557.00



Goodmans Maxamp 30, fully transistorised stereophonic high fidelity amplifier 15+15 watts, solid state.



Goodmans Maxim loudspeakers, amazingly compact, complete full range hi-fi reproduction.



The new Garrard Synchrolab SL95 complete in Teak case with tinted flexiglass lid.

URD

UNITED RADIO DISTRIBUTORS PTY. LTD.

Shop 32, Ash Street
Angel Arcade, Sydney
Telephones: 28.3718, 28.3928
OPEN SATURDAY MORNINGS
Sydney's leading High-Fidelity Specialists

The Zinc-Air High Energy Density

The current demand for smaller and better batteries has resulted in considerable research into both battery and fuel cell design. A recent development is the zinc-air cell; a hybrid arrangement which offers many of the advantages of each. It is interesting to note that it is chemically similar to the once popular air-cell used for battery operated radios, though quite different in construction and performance.

The search for improved methods of chemically generating and storing electricity really started in 1800 when Alessandro Volta announced the development of his "pile" apparatus. By 1860 Gaston Plante had devised the world's first lead-acid electric storage battery and within eight years George Leclanche was producing "dry" cells using the manganese dioxide-zinc couple.

Steady development of these two systems has meant, in spite of the discovery of many other battery couples, that they are still the most widely used types of battery today. Rapidly advancing technology, however, has emphasised their limitations and progress in many fields is held up because the demands for battery systems to operate under more extreme conditions (producing greater power and energy in relation to weight and volume) have not been satisfied.

One such demand arises from a need to develop an electrically powered car to help reduce the menace to society of ever-increasing atmospheric pollution. Another, technically more exacting, has been created by space exploration and it is, in fact, the space research program which is providing much of the initiative (and financing) for the current intensive efforts in battery development.

A high proportion of this effort is applied to the development of fuel cell batteries, which are not true electric storage batteries. Even so, fuel cell technology has wider uses, a fact recognised by the Leesona Corporation in the United States. The scientific research division of the company, the Leesona Moos Laboratories, has been engaged for a number of years on fuel cell research and is now able to apply this technology to the development of a zinc-air battery which will offer, in many aspects of performance, quite considerable advances over conventional patterns of battery.

By a patent-licensing and know-how agreement, Crompton Parkinson Ltd. has taken up the development, manufacture and marketing of these batteries.

Batteries consist of a number of individual cells electrically connected in series or parallel to integrate voltage or capacity and all types produce electricity by the same basic electro-chemical process. Each cell contains dissimilar electrodes immersed in a conductive electrolyte in which positively and negatively charged ions are formed by dissociation. When the

electrodes are externally connected by a conductor the charged ions migrate to the electrodes of opposite polarity, chemical reactions occur at their surface which release or take up electrons, and the transfer of electrons through the conductor sustains an electric current.

This current will continue to flow as long as there are reactants at the electrodes sufficient to maintain the chemical reactions. By the nature of this process one electrode (the cathode or positive plate) must use a reactant which will readily accept electrons and reduce chemically to a lower state of oxidation. Conversely, the other electrode (the anode, or negative plate) must use a reactant which will readily give up electrons and oxidise.

With some combinations of electrolyte and reactants the chemical reactions which take place at the electrode

surfaces are found to be reversible, and when an electric current is passed through the cell in the reverse direction the electrode reactants are reformed ready for use again. It is this critical factor which determines whether the cell couple may be used as a true storage (secondary) battery. If the reactions are not reversible then the cell couple will not store electricity put through it and may only be used in the primary sense to generate electricity.

Apart from this distinction between primary and secondary use, it has been sufficient to recognise only two main classes of battery until recently. The first, which we shall refer to as conventional batteries, is typified by the fact that the electrical energy which the battery produces comes directly from the chemical energy of the reactants, which are part of the cell electrodes themselves. That is, the electrodes have a store of electro-chemical energy.

In the second class, fuel cell batteries, the electrodes have no stored reserves of electro-chemical energy and the reactants, not being part of the electrodes themselves, have to be supplied as "fuels" from external sources. These fuel cell electrodes are only electro-chemical energy conversion devices. Figures 1 and 2 illustrate the two types of cell schematically.

With fuel cells, though it is not axiomatic, the greatest success has come through the use of gaseous fuels and, of these, the highest efficiencies have been obtained using hydrogen as the reactant at the anode and oxygen at the cathode.

The availability of oxygen from the atmosphere and the development of cathodes which use it efficiently have now created the need to recognise a third class of battery:—metal-air cell batteries, in which an anode of the storage type is coupled with a cathode of the energy conversion type.

Figure 3 shows a metal-air cell diagrammatically and this combination of fuel cell and conventional cell electrode principles will be easily recognised.

Some of the advantages such a system might have to offer, as compared with conventional batteries, begin to appear: the cathode reactant is available in unlimited quantities in the atmosphere; it is free; and it does not comprise part of the original cell weight or cell volume.

Add to these the fact that quite a number of the metals which might be used at the anode (i.e., metals electro-negative to oxygen), have high energy and electrode potential properties, and the possibility of a high energy density

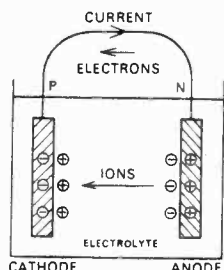


Figure 1 Conventional Cell

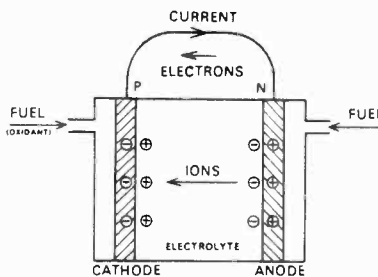


Figure 2 Fuel Cell

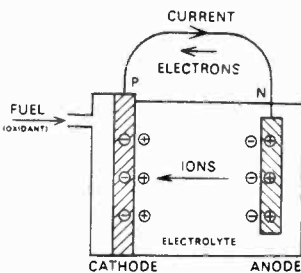


Figure 3 Metal-Air Cell

Battery

by E. R. Musgrove
General Manager
Newport Battery Works
Crompton Parkinson Ltd.

battery of the metal-air type becomes obvious.

The potential to be realised by using the metals listed in the table below in combination with oxygen is enormous. Unfortunately, the problems of using many of them have yet to be overcome, though development studies continue. Cadmium and zinc are, however, metals with which there is already a considerable amount of electrode experience. Of the two, cadmium is the more expensive, the less readily available, has the lower electrode potential and the lower energy density. Zinc is considered to offer the best immediate prospect of realising some of the advantages of metal-air cell battery systems.

Metal	Energy Potential (AH/lb) (Volts)
Lithium	1755 3.05
Aluminium	1350 1.67
Magnesium	1000 2.34
Cadmium	216 0.40
Zinc	371 0.76

Electrode properties of some metals electro-negative to oxygen.

Zinc (though not completely problem free) exhibits very modest self discharge characteristics and good reversibility in alkaline electrolytes, is readily available and comparatively cheap. High energy zinc-air batteries have, in fact, been in use for over fifty years, using a highly porous mass of carbon as the oxygen cathode. This cathode will support only very low current drain rates, will not tolerate a reversal of the reaction for recharging and limits the battery to specialised primary applications. In turn, such batteries have never provided an incentive to develop zinc anodes to the limits of their performance. The Leeson oxygen cathode has changed this.

The key to the system is the unique cathode, made from a thin film of hydrophobic plastic having a catalytic layer applied to the reaction face. A metal screen is embedded into the catalytic layer to act as a current collector, unless the cell is being designed for very low drain rates when the catalytic layer may prove to be sufficiently conductive.

A variety of catalysts and screen metals may be used according to the electro-chemical performance desired. Platinum is one of the more obvious choices and gives high performance

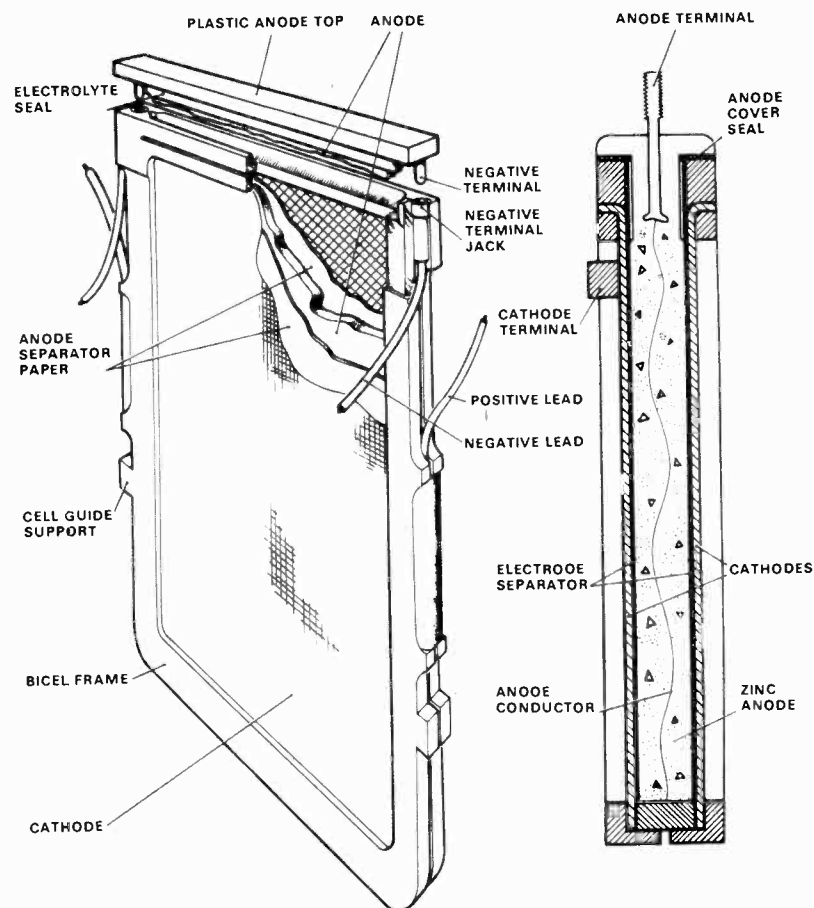


Figure 4. Cut-away drawing and diagrammatic cross section of a typical Leeson zinc-air bi-cell unit, showing principle components.

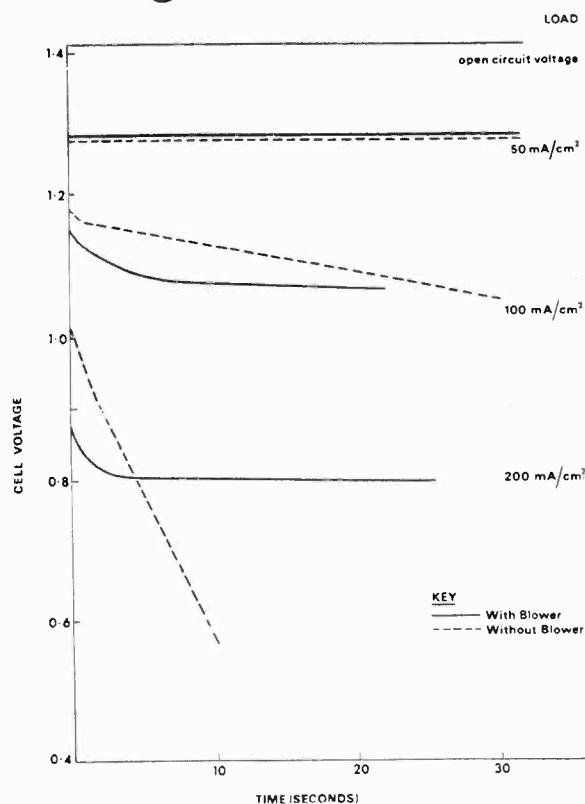


Figure 5. Zinc-air cell transient load performance on discharge. Note the improvement in performance when a blower is used to increase the quantity of air available to the cell.

but, through high cost, may not necessarily be the first choice when the economics of any one design are considered.

The plastic film on which the catalyst is laid, being hydrophobic, allows air to pass to the reaction face but is impervious to an aqueous electrolyte. Consequently, it may also be used as

the wall of the cell container, thus contributing significantly to a reduction in the overall cell weight and volume.

In practice it is convenient to use a thin rectangular plastic frame to separate two cathode films, so forming a narrow box into which an anode may be inserted. By connecting the two cathode films the effective cathode area

SANWA

SANWA ELECTRIC
INSTRUMENT CO. LTD.

Top value, protected MULTI-TESTERS



**MODEL
U-50D**
\$19.00
INCL. S.T.

The Model U-50D is a pocket-size, high performance circuit tester equipped with a meter movement of 35 microamperes in sensitivity.

The high internal resistance of 20k ohms per volt for DC and 8K ohms per volt of AC ranges accurately measures voltages of high impedance circuits. A protection circuit safeguards the meter movement. Shunt adaptors are available to give ranges up to 25 amperes DC.

Measurement ranges available

DC voltage: 0.1v, 0.5v, 5v, 50v, 250v, 1000v (20k Ω/v)

AC voltage: 2.5v, 10v, 50v, 250v, 1000v (8k Ω/v)

DC current: 50 μ a, 0.5ma, 5ma, 50ma, 250ma

Resistance: From 50 ohms to 50k ohms in four ranges

Volume level: — 20~ + 62db



**MODEL
430 ES**
\$53.50
INCL. S.T.

This unit has a 10 micro-ampere movement giving sensitivity of 100k ohms/volt for all DC ranges to 300 volts. The movement is supported by spring backed jewels and is protected by a parallel diode. Frequency response is to 100 KHZ

Measurement ranges available

DC Voltage: 0.3v-3v-12v-30v-120v-300v (100k Ω/v)


1.2kv-6kv-30kv (with probe) (16.6k Ω/v)

DC Current: 12ma-0.3ma-3ma-30ma-300ma-1.2a-12a-300mv

AC Voltage: 3v-12v-30v-120v-300v-1.2kv (5k Ω/v)

AC Current: 1.2a-12a

Resistance: Up to 50 megohms (40 ohms to 400k ohms midscale)—decibel scale is provided



**MODEL
F80 TRD**
\$33.40
INCL. S.T.

The high-sensitivity suspension band movement of 34.5 microampere is frictionless and accurate. Structurally, the moving part is shock-proof, withstanding impact and vibration. Ranges are smoothly changed over by a unique designed rotary-ring switch. The meter movement is automatically protected from accidental impression of high current. The LI and LV scales provided check all types of semi-conductors. The germanium diode rectifier extends frequency response of the low AC voltage ranges up to 100k cycles. Even the AC 250 volt range checks voltages of 20k cycles.

Measurement ranges available

DC voltage: 0.25v, 2.5v, 10v, 50v, 250v, 500v, 1000v (25k Ω/v)

AC voltage: 2.5v, 10v, 50v, 250v, 500v, 1000v (5k Ω/v)

DC current: 40 μ a, 0.5ma, 5ma, 50ma, 500ma

Resistance: From 100 ohms to 250k ohms Midscale in four ranges. **Load current:** LI — 15ma, 1.5ma, 150 μ a

Load voltage: LV — 1.5v

Volume level: — 10~ + 10db, + 5~ + 36db

AVAILABLE EX STOCK FROM



WARBURTON FRANKI

ADELAIDE: 56-7333. BRISBANE: 51-5121.
HOBART: 2-1841. LAUNCESTON: 2-1318.
MELBOURNE: 69-0151. MT. GAMBIER: 2-3841.
NEWCASTLE WEST: 61-4077. PERTH: 8-4131.
SYDNEY: 29-1111. WOLLONGONG: 2-5444.

of the cell is doubled and both sides of the anode will be worked (Figure 4 shows this bi-cell in cut-away and cross section).

This cathode construction demonstrates the following performance characteristics:

1. Good stability in operation.
2. Flat polarisation characteristics with only a small voltage change over a wide range of current densities.
3. Ability to provide current densities in excess of 200mA sq.cm. (see Figure 5).
4. No flooding of the membrane at atmospheric pressures, in spite of very adequate air diffusion rates.
5. Minimal temperature dependence.
6. Long life.
7. Low weight.

The anode is formed as a highly porous mass of zinc around a central copper conductor, which helps to maintain power output through to the limits of material utilisation. It is dimensioned to substantially fill the space between the cathode surfaces and is supported from a plastic moulding which plugs into, and closes, the cathode box.

Because the anode is made highly porous it will support high current discharge rates, which cannot be achieved on cast or rolled zinc plates. Moreover, the porosity is such that the pores of the anode will contain the greater part of the electrolyte needed by the cell.

The thickness of the anode has an important bearing on the energy density of the cell but it has been found that as thickness is increased to improve capacity and energy density so discharge efficiency falls off. Some compensation may be gained by increasing porosity with thickness, but increasing it too far will only result in a net loss of metal (and capacity) in the anode. Anodes up to 0.20 inches thick appear to satisfy these conflicting demands for normal battery applications.

As with any other battery system, the electrodes must not be allowed to touch one another and so the Leeson anode is wrapped in a separator material. The nature of this separator material is varied to suit the conditions under which the cell will operate. It must always have low electrical resistance characteristics but if the cell is to be rechargeable then it must also effectively prevent penetration by den-

dritic crystalline growths (to which zinc anodes are prone) which will short-circuit the electrodes.

The electrolyte is a solution of potassium hydroxide, which may be zincate saturated so that the product of reaction at the anode, zinc oxide, may be thrown into suspension. At concentrations around about 30 per cent by weight this electrolyte gives satisfactory electrical performance over a fairly wide range of temperatures but is not required in great quantity to satisfy the cell reactions. It is, in fact, true to say the Leeson cells have practically no free electrolyte since all is held within the porous anode and separator materials. This is again a factor which helps to reduce cell weight and volume.

Figure 6 shows a photograph of a typical Leeson bi-cell unit with the anode partly withdrawn . . . clearly seen are the built-in connector wires which allow these units to be connected together in series to form a battery of any given voltage.

When building batteries using bi-cell modules of this configuration the block of bi-cells will normally be clamped together, inter-connected and enclosed within a light metal or plastic case. This case needs to be provided with air entry points to allow an even supply of air to the cathodes. Within a properly designed casing natural convection will normally provide sufficient air at the cathodes to support discharge rates near 100 mA/sq.cm. of cathode, but lengthy discharges above this rate require the casing to be equipped with a small fan to draw air across the cathodes at a higher rate.

Provided that the battery is open to a source of air or supplied with oxygen, the Leeson system is perfectly suited for use in primary batteries. The improved energy density available from the system at greater power output makes it an attractive alternative to other existing types of battery, and its use will depend only upon the economics of engineering design and manufacture to the particular application.

However, because the Leeson cathode is not exhausted during the discharge of the battery there is obviously operational advantage to be gained by being able to replace the anodes of a discharged primary battery. Further reference to 4 and 6 will reveal how the Leeson bi-cell has been designed




Figure 6. A typical Leeson zinc-air bi-cell unit, showing the anode partially withdrawn.

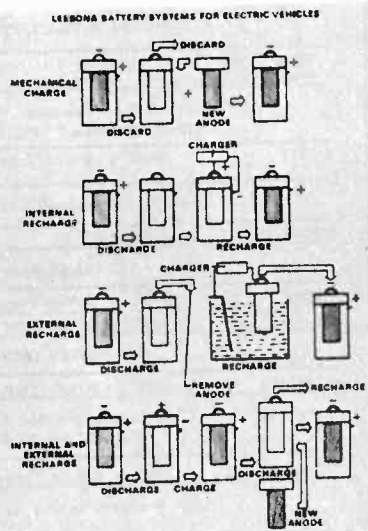


Figure 7. Diagram showing alternate charging procedures for Leeson zinc-air batteries in electric cars.

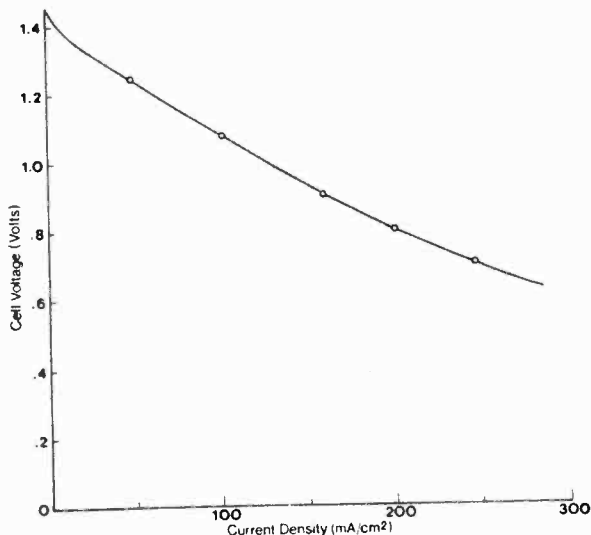


Figure 9. Discharge characteristics of zinc-air battery with blower.

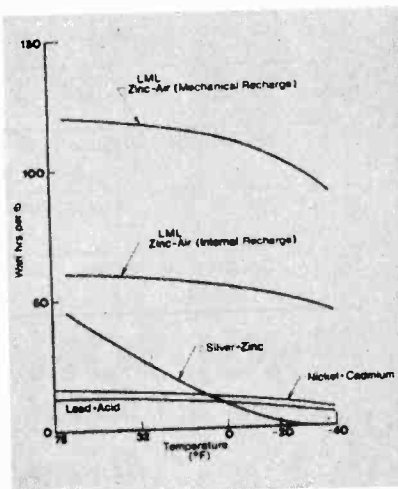


Figure 8. Energy density performance versus temperature for various battery systems. Note particularly the high "watt hours per pound" rating of the zinc-air cell.



Presents a completely revised range of transformers

OUTPUT TRANSFORMERS

Type No.	Nom. Watts	Primary Impedance (ohms)	Secondary Imp. (ohms)
Medium fidelity 40-30,000 cps minus/plus 2db.			
OPM 1A	5	7000, 5000	S.F. 15, 8 3.7, 2
OPM19A	5	7000, 5000	S.E. 500, 250, 166, 100
OPM 2A	7	10000	P.P. 15, 8 3.7, 2
OPM 7A	15	(10000) 8000, 7000	P.P. 15, 8 3.7, 2
OPM 8A	15	(10000) 8000, 7000	P.P. 500, 250, 166 100
OPM10A	25	(8000) 6600	P.P. 15, 8 3.7, 2
OPM 9A	25	(8000) 6600	P.P. 500, 250, 166 100
OPM14A	35	(8000) 6600	P.P. 15, 8 3.7, 2
OPM13A	55	3500	P.P. 15, 8 3.7, 2

Impedance in brackets indicate screen taps available.

OUTPUT TRANSFORMERS

Type No.	Nom. Watts	Primary Ohms	Secondary ohms
Hi-Fi Using Oriented Grain Steel for Mullard 5-Stereo-7 Playmaster 2 & 4			
OP412	7	9000 + Screen Taps	P.P. 15 7.5 3.7 2

Hi-Fi for Mullard 5-10 Amplifier

OP308/15	12	8000, 6000	P.P. 15 3.75*
----------	----	------------	---------------

Ultra-Linear

OP301/15	12	8000 + Screen Taps	P.P. 15 3.75*
OP312/15	25	6600 + Screen Taps	P.P. 15 3.75*

For 6GW8's (ECL86's)

OP447/15	12	8000 + Screen Taps	P.P. 15 3.75*
----------	----	--------------------	---------------

Ultra-Linear Oriented Grain Steel For 6BQ5's (EL84's)

OP387/15	12	8000 + Screen Taps	P.P. 15 3.75*
----------	----	--------------------	---------------

*Also available in 8.4 and 2.1 ohms.

POWER TRANSFORMER General Purpose—Valve Rectifier

Type No.	Primary Volts	H.T. Volts	H.T. mA	Low-Tension Secondaries
PF619	240	150/150	30	6.3V—1.8A
PF299	240	285/285	40	6.3V—2A 6.3V—tap5V—2A
PF201	240	225/225	50	6.3V—2A
PF151	230, 240	285/285	60	6.3V—2A C.T. 6.3V—tap 5V—2A
PF1460	230, 240, 250	250/250	80	6.3V—2A C.T. 6.3V—2A 6.3V—tap5V—2A
PF130	230, 240	285/285	100	6.3V—2A C.T. 6.3V—2A 6.3V—tap5V—2A
PF174	230, 240	285/285	150	6.3V—3A 6.3V—3A C.T. 6.3V—tap5V—3A

POWER TRANSFORMER General Purpose—Voltage Doubling

Type No.	Primary Volts	H. T. Volts (R.M.S.)	DC Output After Doubling Volts	mA	Low Tension Secondaries
PVD100	250 240 230	120 110 100	310 285 260	80	6.3V—3A CT
PVD102*	250 240 230	120 110 100	310 285 260	100	6.3V—4A CT
PVD103	250 240 230	50 140 130	380 355 330	100	6.3V—5A CT
PVD104	250 240 230	120 110 100	310 285 260	125	6.3V—3A CT 6.3V—3A
PVD105	250 240 230	146 136 126	380 355 330	125	6.3V—3A CT 6.3V—3A
PVD108	250 240 230	173 163 153	450 425 400	150	6.3V—3A CT 6.3V—3A
PVD109	250 240 230	146 136 126	380 355 330	180	6.3V—3A CT 6.3V—4A
PVD110	250 240 230	193 183 173	500 475 450	200	6.3V—3A CT 6.3V—4A
PVD111*	250 240 230	124 114 104	310 285 260	150	6.3V—3A CT 6.3V—3A

*Also available in flat mounting;

LOW VOLTAGE EQUIPMENT TRANSFORMER

Type No.	Primary Volts	Secondary Rating
PF537	240	17V tapped 11.5V—0.4A
PF1848	240	17V—1.25A
PF265	240	17V tapped at 11.5V, 10V, 8.5V at 4.2A
PF2344	240	18V, 0, 18V, 2.5A
PF2114	24	20V, 0, 20V, —2A DC
PF2440	240	19.4V, 0, 19.4V, —1.5A DC
PF2228	240	30V—0.6A
PF1763	240	30V tapped at 25V, 20V—2A
PF2876	240	32V at 1A 32V at 1A
PF2004	240	35V, 0 35V,—750mA
PF114	240	50V—2.3A tapped at 24V—4.8A tapped 12V—9.6A
PF115	240	50V tapped at 30V, 25V, 15V—5A
PF2235	240	150V, 125V, 100V, 75V, 50V, 25V, or 75V 0 75V at 30mA 6.3—1.2A

FILAMENT TRANSFORMERS

Type No.	Prim.	Secondary Rating
PF1290	240	6.3V—0.6A insulated for 2500V working
PF2315	240	6.3V—1.2A
PF1728	240	6.3V—1.1A, 6.3V—1.1A or 12.6V—1.1A C.T. if series connected or 6.3V—2.2A parallel windings.
PF1630	240	5.3V—2.25A C.T.
PF476	240	6.3V—3A C.T.
PF162	240	6.3V—3A, 6.3V—3A C.T. or 12.6A—3A C.T. if series connected.
PF2565	240	12.6V—0.5A 12.6V—0.5A or if series connected or 12.6V—1A parallel windings.
PF2851	240	12.6V C.T. at 0.15A.

FERGUSON TRANSFORMERS PTY. LTD.

331 HIGH STREET, CHATSWOOD, N.S.W. • POST OFFICE BOX 301, CHATSWOOD. TELEPHONE: 40-0261 (8 LINES).
• TELEGRAMS: "FERTRAN."

178 BOUVIERIE ST., CARLTON, VICTORIA. TELEPHONE 34-5814.

INTERSTATE AGENTS:

TASMANIA:
Associated Agencies Pty. Ltd.,
25 Barrack Street,
Hobart, 7000.
Phone: 2-1843.

A.C.T.:
Erroll Nazer Pty. Ltd.,
84 Barrier Street,
Fyshwick, 2600.
Phone: 9-0325.

QUEENSLAND:
Keith Percy and Co. Pty. Ltd.,
Waterloo Street,
Newstead, 4006.
Phone: 51-5461.

WESTERN AUSTRALIA:
Athol M. Hill,
613 Wellington Street,
Perth, 6000.
Phone 21-7861.

SOUTH AUSTRALIA:
Wm. M. Matthew Pty. Ltd.,
12 French Street,
Adelaide, 5000.
Phone: 23-6202.

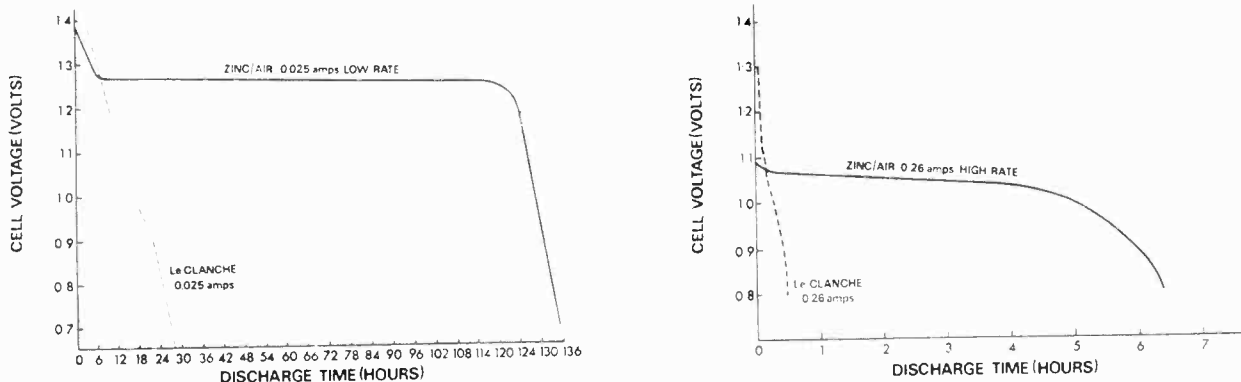


Figure 10. Comparison of potential-time curves for small primary AA ("Pelite") cells. Zinc-air performance of the high rate is particularly impressive.

with this concept in mind. Vacuum packed fully charged anodes, already impregnated with solid electrolyte, will remain in good condition for many months. Removal of the exhausted anode from a Leeson cell, insertion of the new anode and its activation with water takes only a few seconds. This feature makes it possible to supply batteries which can be mechanically recharged in a few minutes, away from sources of electric power and in complete silence.

The operating economics of the mechanically rechargeable battery are never likely to be able to compete successfully with those of an electrically rechargeable battery in the majority of industrial applications. Therefore, complete success with the Leeson zinc-air battery must depend upon its ability to perform as a secondary battery. In the strict electrochemical sense it will certainly do so but, as yet, a uniform and adequate cycle life remains to be demonstrated. The basic problems lie in the recharging of the zinc anode without causing uneven growth and penetration of the separators by dendrite crystals. Active investigation of these problems is in hand and enough success has already been achieved to warrant a good deal of optimism. Success with the development of techniques to allow repeated electrical recharging will then mean the Leeson cell may be used as a primary and also as a rechargeable battery in accordance with figure 7.

No one parameter is available to tell the whole story in battery system comparisons and in consequence discussion of the performance of the Leeson zinc-air system can only be in limited terms within this article.

Figure 8 illustrates graphically the energy density available at various

temperatures from different types of battery. The upper typical curve for the zinc-air battery was obtained from a primary battery and the lower curve is projected for secondary use where material utilisation has to be lower to achieve satisfactory cycle life. The lower temperature dependence of the Leeson system and its superior energy density is obvious.

The relationship between cell terminal voltage and rate of discharge is shown in figure 9. The open circuit voltage will be seen to be slightly over 1.4 volts. With the zinc-air battery the products of reaction go into suspension in the electrolyte and the electrode surfaces are not made passive as the discharge proceeds. This minimises voltage decay with time of discharge. The value of this phenomenon can be appreciated from figure 10 which is particular to a small "penlight" primary battery.

Figure 10 actually shows the performance obtained from two slightly different designs of Leeson zinc-air "penlight" primary cells compared with Leclanche cells of the same duty. A minor change in the design, shown in exploded form in figure 11, permits high rate discharge not normally possible with such cells without great loss in performance.

The photograph, figure 12, is a 28 volt, 25 ampere-hour battery designed to fit to a military portable radio transceiver and intended for mechanical recharging.

It successfully competes with the silver-zinc battery formerly used. Its watt-hour capacity is 600 as against 480 for the silver-zinc type, weight 10lbs (16lbs), watt-hours per pound 60 (30), charging time 10 minutes (10 hours), life cycles 100 (40).

This very brief outline of some
(Continued on page 166)




Figure 12. A 28 volt, 25 ampere-hour Leeson zinc-air battery fitted to a U.S. military portable radio.

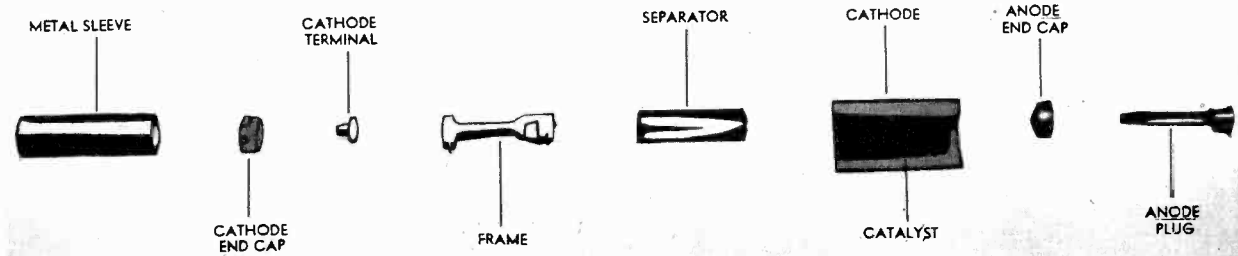



Figure 11. Exploded view of a Leeson zinc-air throwaway primary battery of the penlight ("AA") size.


Three great ways to start a customized

Push the power switch of any of these professional performing amplifiers and you're ready to enjoy the results of the world's highest standards of audio engineering.

At 70 watts, the AU-777 is the largest of the three in both power and in diversification. It offers complete stereo control throughout a wide 20 to 50,000Hz bandwidth and holds distortion to a negligible 0.5% or less. It also offers independent pre- and main-amplifier sections and no fewer than four output and seven input circuits.



AU-555



AU-222



AU-777

Sansui

stereo system,


A 60 watt solid state, the AU-555 offers the same number of output and input circuits as the AU-777, and differs only in size, price and power bandwidth rating, 20 to 30,000Hz.

The 46 watt AU-222 is the most compact of all. With a bandwidth from 20 to 20,000Hz and a distortion factor of only 0.8% or less, it brings professional Sansui performance within the budget of everyone.

Depending on the size of the system, any of these three models is an ideal place to start a customized stereo system of your own.

and two great ways to add to it.


Sansui's SR-3030BC and SR-2020BC 2-speed manual turntables are recognized worldwide for their precision speeds, superior pick-up capabilities and flawless wow and flutter characteristics. Both feature large platters, tubular type tonearms, induced magnetic type cartridges, wide frequency response ranges and high channel separation figures. Either makes an ideal addition to any amplifier in the Sansui AU series.



SR-2020BC



SR-3030BC



Scaler/Divider using ICs extends counter range to 120MHz

by Jamieson Rowe

The advantages of digital techniques applied to frequency measurement, time measurement and event counting are undisputed. Digital counters and frequency meters offer an order of stability, reliability, resolution and reading convenience which is very difficult to achieve by other means. Yet, despite these advantages, digital instruments tended to remain in the realm of esoteric laboratory equipment until a few years ago, as a result of their relatively high cost.

Happily the situation has changed significantly for the better in recent years, largely as a result of developments in both component technology and circuit design techniques. The cost of low- and medium-frequency digital instruments has fallen to a quite moderate level, and as a result this class of instrument has become accessible to a wide variety of users in research, development, servicing and teaching organisations.

A typical instrument of this type is shown, the TC7 Timer-Counter by Advance Instruments. Capable of performing four-digit frequency measurement up to approximately 7MHz, together with multiple period timing and event counting, it is available at a cost of approximately \$360.

The advantages of digital measurement are thus readily available nowadays at low-to-medium frequencies. However, few, if any, of the moderate-cost instruments currently available have a frequency range which extends significantly beyond about 12MHz. Instruments capable of operation at frequencies higher than this figure tend, by virtue of considerably increased cost and complexity, to be restricted to

the somewhat rarefied atmosphere of the advanced research laboratory. As a result, the not-so-fortunate worker in typical development, teaching and servicing situations has generally been forced to make higher-frequency measurements using techniques which are less convenient, and often less reliable.

It is this specific problem which the unit described in this article has been designed to solve, and from our tests it would appear to solve the problem rather well. The unit consists of a scaler/frequency divider, which connects between the counter/frequency meter and the signal to be measured. By subjecting the signal to a stable scaling/frequency division, it effectively increases the range of the basic instrument by up to 20 times.

The unit is capable of handling input signals up to approximately 120MHz, so that for 20:1 division it will effectively convert any counter or frequency meter with a maximum frequency capability of 6MHz or more into a 120MHz instrument. Counters with an upper limit of less than 6MHz will be extended by a proportional amount, for example a 3MHz counter will effectively become a 60MHz instrument; however, those with a maximum capability of greater than 6MHz will only be extended to approximately 120MHz, because of the capability of the scaler/divider itself.

The unit provides a maximum scaling/division ratio of 20:1, this figure having been selected as a desirable cost/performance compromise; it would appear to be sufficient to extend the capability of a majority of moderate-cost counters and frequency

meters to 120MHz. However, as a ratio of 20:1 necessarily involves slight "mental gymnastics" on the part of the operator, an alternative ratio of 10:1 has been provided to permit more convenient system readout when the full extension range is not required. Hence when making measurements on signals below 60MHz with a 6MHz counter, readout with the 10:1 ratio involves nothing more than a mental shift of the decimal point one place to the right.

Selection of the scaling/division ratio may be made conveniently at any time by means of a front-panel slider switch.

Input sensitivity of the unit is quite high, requiring less than 100mV RMS

Specification

A scaler/frequency divider unit designed for use with digital frequency meters, counters and similar instruments, and capable of very high speed operation as a result of the use of emitter-coupled integrated logic microcircuits. Scaling or division ratio is highly stable, and may be either 10:1 or 20:1 as selected by a front-panel switch.

The instrument will respond to input signals from below 100KHz to above 100MHz, with a triggering sensitivity of better than 100mV between approximately 2MHz and 100MHz. Input impedance approximately 500 ohms. Four independent outputs are provided, two positive-going and two negative-going. Output amplitudes are approximately 700mV peak, with an output impedance of approximately 120 ohms.

The circuit of our new scaler/divider, shown at right, is relatively simple — a major gain accrued from the use of microcircuits.

between approximately 2MHz and 100MHz. The input signal amplitude for reliable operation rises at both ends of the usable frequency range, as shown in figure 1. The fall in sensitivity at the high end is due to distributed circuit losses, while that at the low end is due to a maximum rise-time limitation imposed by the input circuitry. As a result of the latter, the low-frequency sensitivity is higher for "square" and similar fast-rise-and-fall waveforms than for sinewaves.

The input sensitivity of the unit may be reduced by means of a front panel control, to cope with situations where it is required to measure relatively high-amplitude signals accompanied either by an appreciable noise level or by spurious signals. The input circuitry of the unit is designed to self-limit the input signal amplitude to approximately 1.5V peak-to-peak, giving a fair measure of overload protection.

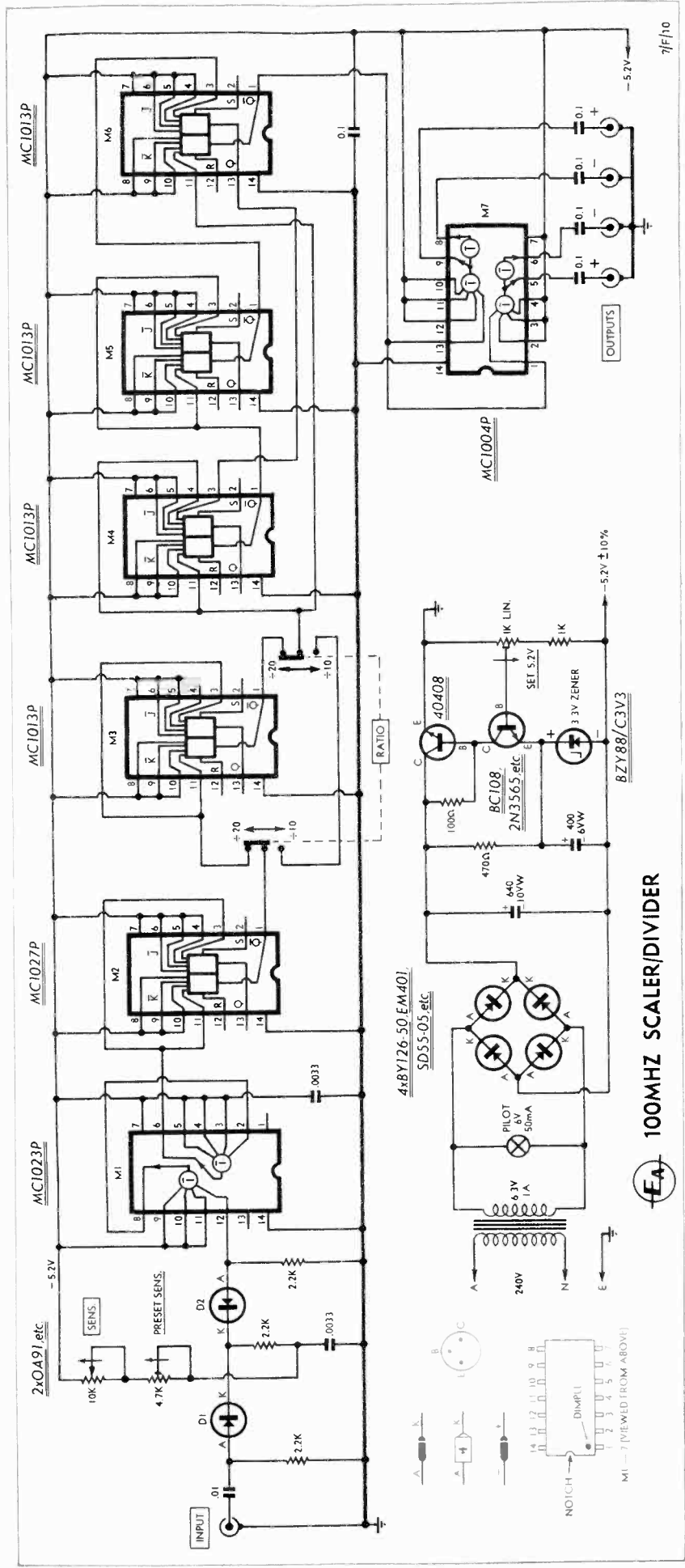
Four independent output signals are available from the unit, permitting the connection of up to four instruments to the output without interaction. Two of the output signals comprise positive-going pulses, and two negative-going, all substantially in phase with one another (within approximately 8 nanoseconds). Output amplitudes are approximately 700mV peak, unloaded, at an output impedance of approximately 120 ohms. All outputs are AC coupled.

Forming the heart of the new scaler/divider and directly responsible for its impressive performance are seven integrated logic microcircuits. All are recently released devices by Motorola Semiconductor Products Inc., forming part of their "MECL II" family of very high speed emitter-coupled logic (ECL) devices. As the performance of these devices equals and in most cases exceeds that of any other integrated logic microcircuits currently available, they can truly be described as representing the "state of the art."

Possibly the most impressive device in the MECL II range is the MC1027P, an AC coupled J-K flip-flop with a typical maximum rated toggle frequency of 120MHz. As one might expect, it is quite complex internally, containing no less than 24 transistor elements, two diodes, two capacitors and 16 resistors; its internal circuit is shown in figure 2. The MC1027P is used as the initial 2:1 scaler stage in the new scaler/divider, and it is largely due to this device that the design of the unit has been made possible.

The other devices in the MECL II range which are used in the unit are the MC1023P, a very high speed dual 4-input gate used as an input shaper/driver for the MC1027P; the MC1013P, an AC coupled J-K flip-flop similar to the MC1027P but with a slightly lower typical maximum toggle frequency of 85MHz, and used here for the remaining scaler stages; and the MC1004P, a high speed dual 4-input gate used here as an output buffer.

The MECL II devices used are




STOP RUST OUTDOORS 2 YEARS--OR MORE!

Lubricates Penetrates Stops Rust

DRY YOUR ELECTRICAL SYSTEMS
with LPS — the NON-GREASY ONE

**STOPS
Squeaks!**



LPS is NOT a paint, lacquer or a varnish, and will NOT damage paint, rubber, fabrics, plastics, or finishes.

Displaces Moisture Fast!

TECHNICAL INFORMATION

Physical Properties:

LPS 1

Less than .0001 inch non-greasy molecular film with capillary action that spreads evenly and easily to seal out moisture at very low cost. Rust Inhibitor: Protects all metals from rust and corrosion.

Water Displacing Compound: Dries out mechanical and electrical systems fast.

Lubricant: Lubricates even the most delicate mechanisms; non-gummy, non-sticky; does not pick up dust or dirt.

Penetrant: Penetrates to loosen frozen parts in seconds.

Volume Resistivity per ASTM D-257: Room temperature, ohm/cm: 1.04×10^{12}

Dielectric Constant per ASTM-877:

Dielectric Constant 2.14 Dissipation Factor: 0.02

Dielectric Strength per ASTM D-150:

Breakdown Voltage 0.1 inch gap: 32,000 volts

Dielectric Strength volts/inch 320,000 volts

Flash Point (Dried Film)

Fire Point (Dried Film) 900 degrees F

TESTS AND RESULTS: 950 degrees F

Lawrence Hydrogen Embrittlement Test for Safety on High Tensile Strength Steels: Passed. Certified safe within limits of Douglas Service Bulletin 13-1 and Boeing D6 17487.

Mil Spec. C-16173D-Grade 3

Passed

Mil Spec. C-23411

Passed

Swiss Federal Government Testing Authority for Industry: Passed 7 Day Rust Test for acid and salt water. Passed Weiland Machine Test for Lubricity as being superior to mineral oil plus additives.

LPS PRODUCTS CONFORM TO
FEDERAL MIL SPECS
C-23411 and/or C-16173D



LPS RESEARCH LABORATORIES, INC.
2050 COTNER AVE. • LOS ANGELES CALIF 90025

HOW LPS SAVES YOU TIME AND MONEY

1. LPS PROTECTS all metals from Rust & Corrosion.
2. LPS PENETRATES existing rust — stops it from spreading.
3. LPS DISPLACES moisture on metal—forms fine protective film
4. LPS LUBRICATES even the most delicate mechanisms at extreme temperatures.
5. LPS PENETRATES to free rust frozen parts, nuts, bolts, etc.
6. LPS PREVENTS equipment failures due to moisture (drives it out).
7. LPS LENGTHENS LIFE of electrical & electronic equipment—improves performance.
8. LPS RESTORES equipment damaged by water contamination & corrosion.
9. LPS PENETRATES AND PROTECTS plated and painted metal surfaces.
10. LPS PROTECTS metals from salt atmosphere, acid & caustic vapours.
11. LPS LOOSENS dirt, scale, minor rust spots & cleans metal surfaces.
12. LPS ELIMINATES squeaks where most everything else fails.

(SOLE AGENT)



ZEPHYR PRODUCTS PTY. LTD.

70 SATSFORD ROAD CHADSTONE, VICTORIA—PHONE 56-7231

MANUFACTURERS OF RADIO & ELECTRICAL EQUIPMENT & COMPONENTS

available in Australia from the local representatives for Motorola, Messrs. Cannon Electric (Aust.) Pty. Ltd. Addresses for mail ordering are 58 Cluden Street, East Brighton, Victoria, 3187, P.O. Box 25, Mascot, N.S.W. 2020, and Commonwealth Aerodrome, Parafield, S.A. 5106. Price of the devices is very reasonable considering their impressive performance, ranging from around \$1.80 plus tax for the MC1004P to approximately \$8.15 plus tax for the MC1023P and MC1027P. Overall cost of the set of the microcircuits used in the project will therefore be approximately \$31.50 plus tax and postage, and this will be the principal expenditure for the project.

In passing it is perhaps worthwhile to note that the number of transistor elements included in the seven microcircuits used in the scaler/divider amount to no less than 150, so that together with the two discrete transistors used in the regulated power supply the total effective transistor count for the project is 152. While of no great significance in itself, this figure demonstrates rather well the advantages of integrated microcircuits

The input triggering sensitivity of the scaler/divider as a function of input frequency, shown for both sine and square wave signals.

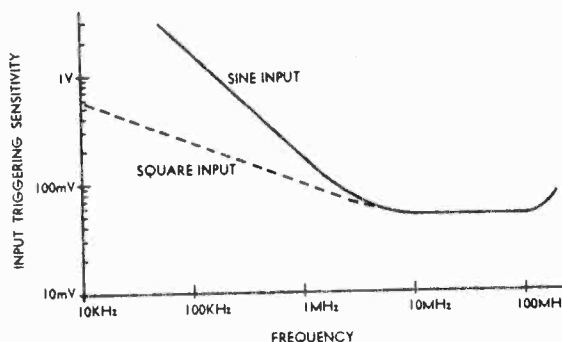


Figure 1

INPUT TRIGGERING CHARACTERISTIC

in terms of circuit wiring simplification and cost reduction.

A simplified logic diagram of the scaler/divider is shown in figure 3, and reference to this diagram should assist in understanding the operation of the unit.

From the input connector the signals are first "squared up" in the input shaping stage formed by M1. With rise- and fall-time thus reduced they are then fed to M2, which is a J-K

flip-flop connected for toggle-mode operation. The output of M2 is accordingly a series of pulses corresponding to every alternate cycle or pulse of the input signal.

It may be noted that the MECL II flip-flops MC1027P and MC1013P, used here as M2—M6, are provided with four each J-complement and K-complement gating inputs as well as the usual R and S direct inputs. No separate "toggle" or "clock" input is

About circuits, logic and "ICs" . . .

Designers of circuits to perform switching, gating, encoding and decoding, counting, scaling, frequency division and similar functions have found it both convenient and profitable to interpret the operations involved in these functions from a point of view derived from symbolic logic. One important advantage of this approach is that logical analysis can often show ways of simplifying and reducing the amount of circuitry necessary to perform the required functions, when from a purely electrical or electronic viewpoint such simplification or reduction may not be obvious.

From a logical viewpoint, the two voltage or current or other circuit parameter levels normally found in such circuits may be equated with the "true" and "false" logic values, symbolised respectively by "1" and "0." Just which circuit voltage or current level is equated with logical 1 (leaving the other automatically equal to logical 0) is not important, provided that the "logic convention" which is adopted at any point in the circuit is consistent with circuit operation considered from both the electrical and logical viewpoints.

Looked at in another way, this means that from the logical viewpoint the operation of a particular circuit may be interpreted in a variety of ways simply by adopting appropriate logic conventions at the input(s) and output(s).

An example would be a gating circuit whose inputs and output switch between 0V and +6V. The adoption of a single logic convention common to both inputs and output (say 1 equals 0V, 0 equals +6V) may allow the circuit to be used as an AND gate, or one in which the output is true (1) when and only when all inputs are true together. However, reversing the convention (i.e., 1 equals +6V, 0 equals 0V) at either input(s) or output(s) would alter the effective logical function of the gate, permitting it to be used as

either an OR gate or a NAND gate.

AND, OR, NAND and NOR are logical "building brick" functions performed by gates, and as such they represent logical operations in which the output value of 1 or 0 is an instantaneous function of the input values. Another type of logical operation is that in which the output value is a "stored" function of the input values obtaining at a previous point in time; one logical element which acts in this fashion is the "flip-flop" or bistable multivibrator, used extensively in counting, storage, scaling and frequency division.

The so-called "J-K" flip-flop is a variant in which the value of the output (and hence that of its logical opposite available at the "complementary output"), following any particular input "clock" pulse, depends upon the values present at two or more "gating inputs" (symbolised usually by "J" and "K") when the pulse is applied.

If gating signals having values of logical 0 are present at both the J and K inputs when the clock pulse is applied, the element does not change in response to the pulse but simply remains "locked" in the state corresponding to the output value present prior to the pulse arrival. If, in contrast, either J or K are taken to logical 1 while the other remains at logical 0, the element will change or remain at a predictable output value of 1 or 0. If J is taken to 1, the element will have an output value of 1 following the pulse, regardless of its prior value; if K is taken to 1, it will conversely always end up with an output of 0.

Finally, if both J and K are held at logical 1 during the presentation of the pulse, the element will always reverse its output value to the opposite of that prior to the pulse. A series of input pulses applied to the element with the J and K inputs tied to logical 1 will thus cause it to switch alternately back and forth. This is accordingly known as the "toggling mode" of operation, and as such it provides a

convenient means of performing counting, scaling and frequency division.

Logical operations may be performed by an extremely wide variety of circuit configurations and devices, ranging from simple mechanical switching circuits through semiconductor diode and transistor circuits to the relatively complex integrated logic microcircuits ("ICs") used in this article. Some configurations or devices offer advantages in terms of simplicity and low cost; others offer the ability to operate reliably at very high speeds and/or in the presence of electrical noise. In general the type of circuitry used to perform any particular logic operation will depend upon the requirements of the application in terms of cost, speed, power dissipation, noise immunity, and so on.

Of the many types of logic circuitry involving transistors, the emitter-coupled configuration (often symbolised as "ECL") has emerged as that which is to date capable of the highest-speed operation. This arises from its use of emitter-followers to provide a low impedance level at the switching nodes, common-base transistors to perform the actual switching with a minimum of delay and storage time, and configurations which ensure that all devices are prevented from entering the charge-storing saturation region.

The Motorola "MECL II" series of ICs used in this project are a family of ultra-high speed logic microcircuits based on ECL circuitry, and capable of operation at speeds up to approximately 120MHz. As such they are representative of the current "state of the art," not only with respect to monolithic integrated circuits but also with respect to high speed logic circuitry.

Readers interested in gaining an insight into logic circuitry and the other concepts involved in the rapidly developing sphere of digital electronics could refer to the author's book dealing with this subject, entitled "An Introduction to Digital Electronics." Published by "Electronics Australia," this book is available to mail order at a cost of \$2.20 post paid.

Tandberg

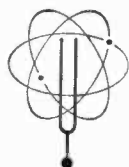

AT LAST... Incomparable Tandberg Speaker Systems! TO MATCH... Incomparable Tandberg Tape Recorders!

All Tandberg enclosures are magnificently finished in genuine Siamese teak. Frequency response is conservatively quoted in common with most TANDBERG specifications... you must hear TANDBERG systems in order to make an honest and independent assessment of their acoustical performance. When used with TANDBERG tape recorders these remarkable enclosures endorse the TANDBERG pledge of "completely natural sound reproduction". Listen to Tandberg Speaker Systems at selected sound centres throughout Australia. Make your own appraisal today!

The TANDBERG Bookshelf Speaker System
Model 113/106-10. Frequency response is 60-16,000 Hz. Separate woofer and tweeter. 7½" x 9½" x 9½". Price: \$51.40.

The TANDBERG Standard Speaker System
Model 112/7. Frequency response is 60-16,000 Hz. Unique oval woofer and separate tweeter. 20½" x 10" x 10¼". Price: \$78.70.

The TANDBERG Deluxe Speaker System
Model 114/116-8. Frequency response is 45-16,000 Hz. Special bass reproducer and separate tweeter. 27½" x 11" x 13¾". Price: \$104.



Australian National Distributors:

Simon Gray Pty. Ltd.

Head Office: 28 Elizabeth St., Melbourne Vic. Tel. 63 8101*
Sydney Office: 22 Ridge St., North Sydney, N.S.W. 929 6816
Canberra Office: 31-33 London Circuit, Canberra City, A.C.T.
Tel. 496050

INTERSTATE REPRESENTATIVES:

N.T.: Pfitzner's Music House, Smith Street, Darwin. Tel. 3801
Q'land: Sydney G. Hughes, 154-158 Arthur St., New Farm, Brisbane. 58 1422
S.A.: Eilco Sales Pty. Ltd., 7-9 Osmond Terrace, Norwood, S.A. Tel. 63 4844
Tas.: K. W. McCulloch Pty. Ltd., 57 George Street, Launceston. Tel. 25322
W.A.: Athol M. Hill, 613-615 Wellington Street, Perth. Tel. 21 7861

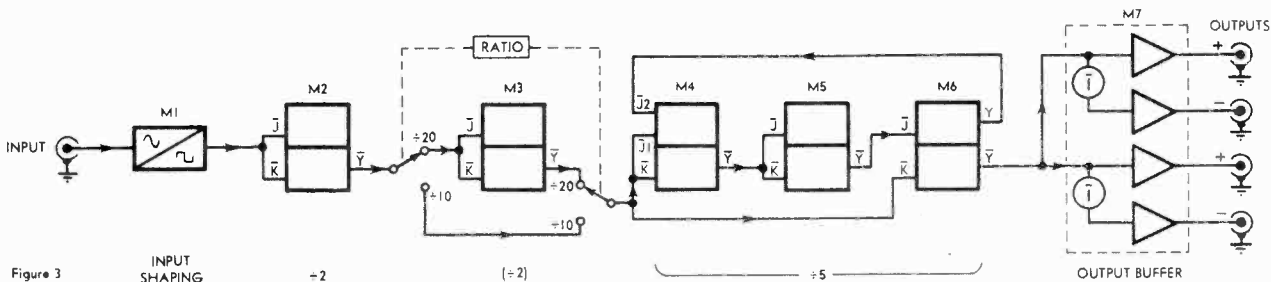


Figure 3
INPUT SHAPING
+2
+10
+20
+5
OUTPUT BUFFER

Above is a logic function diagram of the unit, which should assist in following its operation. At right is the interior circuitry of the MC1027P device.

provided; however such an input is effectively formed by joining together one J-complement and K-complement input as shown. If the remaining J-complement and K-complement inputs of the device are connected to logical 0 (here -5.2V), the flip-flop operates in the toggling mode of operation, changing its state on alternate input pulses. In this design it may be seen that M2, M3 and M5 are connected in this fashion, while M4 and M6 are connected slightly differently.

Devices M4, M5 and M6 are interconnected in a fairly standard feedback-gating configuration which gives an effective scaling or division ratio of 5:1. This together with the 2:1 provided by M2 gives an overall 10:1 ratio, and this is therefore the scaling/division ratio provided by the instrument when the ratio switch is in the lower position shown in figure 3. The alternative overall ratio of 20:1 is produced in the upper switch position, in which an additional 2:1 ratio is provided by M3.

As the operation of M4, M5 and M6 as a 5:1 scaler may not be obvious, the following description of the operation of this section may be found helpful. For convenience it is assumed that the flip-flops are initially all in the "reset" or "O" state.

On the arrival of the first input pulse from the ratio switch, M4 switches to the "set" or "1" state. Although the input pulse is also directed to the K-complement input of M6, this element is prevented from switching from the O state because its J-complement input is tied to the Y-complement output of M5, and the latter element is in the O state.

The arrival of the second input pulse causes M4 to switch back to the O state, while M6 is again prevented from switching by the gating potential applied to its J-complement input from M5. However in reverting to the O state M4 provides a toggling pulse for M5, which therefore switches to the 1 state shortly after.

The third pulse to arrive is able to switch both M4 and M6 to the 1 state, M6 being permitted to switch because M5 is now set to the 1 state. Following the third pulse, therefore, all three elements are set to the 1 state.

On the arrival of the fourth pulse M4 switches to the O state, and in doing so provides a toggling pulse for M5 which thereupon follows suit. However, as M5 only switches following the switchover of M4, it is still in the 1 state when the input pulse is applied to the K-complement input of M6. Hence the latter element is pre-

vented from switching, and remains in the 1 state.

The final step in the cycle occurs on the arrival of the fifth pulse, and it is here that the function of the feedback connection between the Y output of M6 and the second J-complement input of M4 becomes evident. On the arrival of the pulse, M4 tends to switch once again from the O to the 1 state; however it is prevented from doing so by the gating potential applied to the second J-complement input by M6. On the other hand M6 itself is this time permitted to switch, because M5 has reset to the O state on the fourth pulse; accordingly M6 switches to the O state once more, and all three elements are reset and ready to begin a new cycle.

The foregoing sequence of events is shown in concise form in the truth table of figure 4. It may be noted that as element M6 is in the O state for three consecutive pulses from the ratio switch, and in the 1 state for the remaining two pulses, the output signal available at either of its outputs will

be a rectangular waveform with 2:3 mark/space ratio (40 p.c. duty cycle), and with a cyclic period five times that of the input pulses.

The final microcircuit element M7 is

INPUT PULSE	M4	M5	M6
0	0	0	0
1	1	0	0
2	0	1	0
3	1	1	1
4	0	0	1
5(0)	0	0	0


Figure 4

used here as an output buffer stage, isolating M6 from any loading circuitry which may be connected to the output of the instrument. As shown in figure 3, M7 effectively acts as four separate output buffer amplifiers.

ACOS REPLACEMENT CRYSTAL CARTRIDGES

Acos 90 Series — a brand new family of four pick-up cartridges, covering all the main types needed to-day, each fitted with Diamond Stylus at no extra cost.

- GP91-1 Replaces GP67-1G MONO CRYSTAL \$5.95
- GP91-2 Replaces GP67-2G HIGH OUTPUT MONO CRYSTAL \$5.95
- GP92 MONO CERAMIC \$6.55
- GP93 Replaces GP73-2A STEREO CRYSTAL \$7.55
- GP94-1 Replaces GP81 STEREO CERAMIC \$7.95
- GP94-5 STEREO CERAMIC FOR TRANSISTOR AMPLIFIERS \$8.95



fitted with
DIAMOND
Stylus at no extra cost.

TECHNICAL DATA SHEETS SENT FREE ON REQUEST

Sole Australian Agents.

AMPLION (A'SIA) PTY. LTD.

29 Majors Bay Rd., Concord,
Sydney, N.S.W. Phone 73 1227

MAGRATH'S FIRST FOR KITS

SOME CURRENTLY POPULAR PROJECTS

MULLARD 3-3 VALVE STEREO	\$71.50
MULLARD 10-10 AMPS	\$103.50
1966 R.C. BRIDGE	\$35.50
(Electronics Australia, May 1966)	
VACUUM TUBE VOLT METER	\$56.00
(Electronics Australia, February, 1966)	
HIGH IMPEDANCE MIXER	\$32.80
(Electronics Australia, February, 1967)	
LOW IMPEDANCE MIXER	\$28.80
(Electronics Australia, February, 1966)	
PLAYMASTER 106—STEREO	\$99.00
AMP AND TUNER	
(Electronics Australia, December, 1963)	
PLAYMASTER III	
WIDE BAND TUNER	\$45.00
(Electronics Australia, October, 1965)	
PLAYMASTER 116	
40 WATT GUITAR AMPLIFIER	\$81.00
(Electronics Australia, June 1967)	
3 PLUS 3 STEREO AMPLIFIER	\$48.00
(Electronics Australia, August 1968)	
PLAYMASTER 122	
PROGRAM SOURCE TUNER	\$92.00
(Electronics Australia, August 1968)	

PLAYMASTER 117	
60 WATT GUITAR AMPLIFIER	\$84.50
(Electronics Australia, July, 1967)	
PLAYMASTER 118	
STEREO AMPLIFIER	\$82.40
(Electronics Australia, July, 1967)	
PLAYMASTER 115	
SOLID STATE STEREO AMP.	\$99.00
(Electronics Australia, April, 1967)	
PLAYMASTER 120	
HYBRID CONTROL UNIT	\$47.30
(Electronics Australia, February, 1968)	
RF TEST OSCILLATOR	\$41.50
(Electronics Australia, March, 68)	
VARI-TACH	
MOTOR SPEED CONTROL	\$22.25
(Electronics Australia, March, 1966)	
TRAIN CONTROLLER WITH	
SIMULATED INERTIA. Plain panel	\$14.75
Printed panel	\$17.00
(Electronics Australia, March, 1967)	
LOW COST POWER SUPPLY	\$26.50
(Electronics Australia, January, 1968)	

The above prices include sales tax.
Freight free within Australia.

SEE THE VERSATILE, COMPACT TT1 OSCILLOSCOPE at MAGRATH'S

\$82.00


INCLUDING 15 per cent Sales
TAX. Complete with handsome
vinyl carrying case.
POST FREE

APPLICATIONS INCLUDE: ORDINARY APPLICATION — most widely used for waveform observation and measurements of voltages.

- CHECKING IF SELECTIVITY CURVES — this is done together with a Sweep Generator and the two instruments are important tools for efficient IF alignment.
- UTILISATION OF LISSAJOUS FIGURES — this method is used for frequency measurements.
- MEASURING PERCENTAGE OF MODULATION — the Test signal is routed DIRECT to the deflection plates. This is used for adjusting transmitters.

'SCOPE' for Speedy, Convenient, Economic Versatile Soldering

SCOPE DELUXE. Complete with pouch pack, stainless barrel, only 6 secs. initial heat-up time \$5.95
SCOPE STANDARD 6 secs. INITIAL warm-up. Performs work of irons requiring up to 150 watts \$5.50
MINISCOPE. Light, only 1oz 5 secs. to INITIAL heat-up time. Ideal for hard to reach spots \$5.28
VIBROSCOPE. Protects your property. Etch any metal, ferrous or non-ferrous or annealed, dull or polished. Produces deep penetration \$3.50
Matching 3.3V transformer for these Scope products \$7.65
POST FREE anywhere in Australia.



VOLTAC Variable Autotransformers

TYPE	IN V	OUT V	Current	CAP. VA	PRICE SALES TAX EXTRA
P1 Panel Mounting	230	0.260	0.5 Amps	100	\$9.75
BP3 Panel Mounting	230	0.260	1.5 Amps	300	\$14.60
BP5 Panel Mounting	230	0.260	2.5 Amps	500	\$17.55
SB5 Bench Mounting	230	0.260	5.0 Amps	1000	\$24.95
SB10 Bench Mounting	230	0.260	10.0 Amps	2000	\$47.15
B15 Bench Mounting	230	0.260	15.0 Amps	3000	\$61.45
B25 Bench Mounting	230	0.260	25.0 Amps	5000	\$108.90

15 per cent Sales Tax where applicable. FREIGHT EXTRA!
The above also available in 3-phase combinations. Prices on application.

H.F. 1016 STENTORIAN MAJOR SPEAKER

Designed to achieve full range response when mounted in a compact cabinet. Cone diam. 10in. Pole diam. 1in. Flux density 15,000 gauss. Total flux 64,000 maxwells. Impedance coil at 15 ohms. Frequency response 60 c.p.s. to 16,000 c.p.s. in suggested cabinet. 30 c.p.s. to 16,000 c.p.s. in larger cabinet. Capacity 10 watts \$28.50 (including Sales Tax).

MODEL H.F. 1016 STENTORIAN SPEAKER

10in. P.M. Unit and 16,000 gauss magnet. Universal impedance speech coil at 3, 7.5 and 15 ohms. Capacity 10 watts. Frequency response 30 c.p.s. to 15,000 c.p.s. Bass resonance 35 c.p.s. \$21 (including Sales Tax).

MODEL H.F. 1012 STENTORIAN SPEAKER

10in. Unit 12,000 gauss magnet. Universal impedance speech coil at 3, 7.5 and 15 ohms. Capacity 10 watts. Frequency response 30 c.p.s. to 14,000 c.p.s. Bass resonance 35 c.p.s. \$14.00 (including Sales Tax).

MODEL T.10 STENTORIAN TWEETER.

Speech Coil is aluminium wire wound on an aluminium former rigidly fixed to an aluminium diaphragm, giving high standard of reproduction when used with Stentorian H.F. 1016 and H.F. 1012 speakers. Speech coil impedance: 15 ohms. Response: 200/15,000 c.p.s. Flux density: 14,000 gauss. Capacity: 5 watts, \$16.00 (including Sales Tax).

CX3000 CROSSOVER NETWORK

W/B Crossover is of the filter type and is fitted to all the Duplex Loudspeakers. It is available for use separately, the 3,000 c/s type is half section series connected, having an attenuation of 12 dB per octave. CX 3000. \$6.50 (including Sales Tax).

T359 TWEETER

3,000-15,000 c.p.s. Size overall 3 1/2 in diam. x 2 in deep. Voice coil impedance 15 ohms. \$6.50 (including Sales Tax).
ALL POST FREE IN AUSTRALIA.

J. H. MAGRATH & CO. PTY. LTD.
208 LT. LONSDALE STREET, MELBOURNE, VICTORIA, PHONE 663 3731

two of which provide inverted-polarity output pulses.

Using the simplified logic diagram of figure 3 as a guide it should not be difficult to follow the operation of the complete scaler/divider as shown by the main circuit diagram. Most of the apparent complexity of the latter arises from the need to show the connections to the many microcircuit electrodes which play no significant part in the present design.

Whereas figure 3 shows a direct connection between the input connector and M1, it may be seen that in fact the two are linked via a small coupling network including two germanium diodes. The function of this network is twofold; first and foremost, it serves to protect the input circuitry from overload damage due to excessive input signal amplitude. A second function is to permit adjustment of the quiescent bias applied to the input of M1, either for maximum sensitivity or for reduced sensitivity if required.


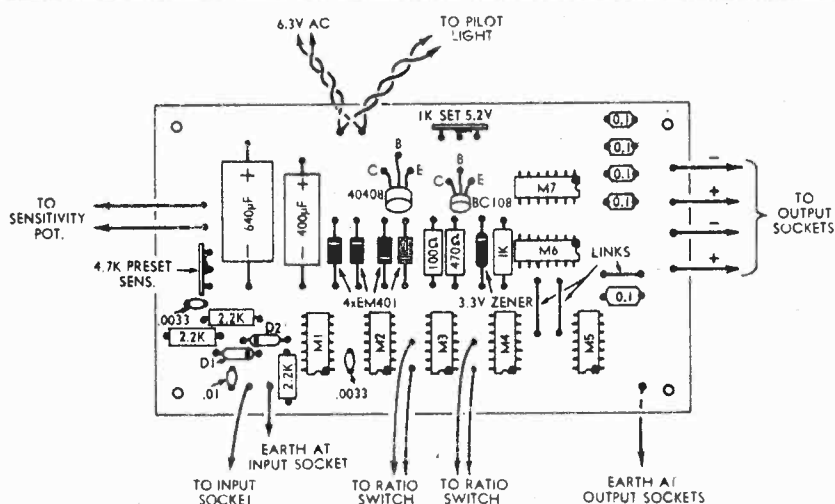

Basically the network consists of the two diodes D1 and D2, which are connected in series opposition as far as the AC-coupled input signals are concerned, but effectively in parallel with respect to an adjustable forward bias current applied to both via the three 2.2K fixed resistors, the 4.7K preset sensitivity control and the 10K front panel sensitivity control.

Operation of the network is as follows: With the front-panel sensitivity control set for minimum resistance (fully CW), the current through the diodes is adjusted by means of the 4.7K preset control until the potential at the anode of D2 and the input of M1 (pin 12) produces maximum input sensitivity. This occurs when the potential at this point corresponds to the switching level of the M1 input gate, since at this potential a minimum-amplitude input signal will be able to switch M1 between the two output logic levels.

Although the diodes are in series opposition as far as the AC input signals are concerned, they are forward biased by the DC current from the sensitivity controls; hence for signals smaller in amplitude than about 1.5V peak-to-peak they appear as only a slight series impedance in the input signal path. But if the signal amplitude exceeds approximately 1.5V P-P, one or the other of the diodes will be biased out of conduction on each signal peak — D1 on negative peaks, and D2 on positive peaks. Accordingly the maximum signal amplitude applied to the input of M1 is limited to a figure well within the capability of the MC1023P device.

When required, reduction of the input sensitivity of the instrument may be performed by reducing the diode bias current using the 10K front-panel control. This lowers the potential at the input of M1 from the maximum sensitivity level, increasing the signal amplitude necessary to swing M1 between the output logic levels. The reduced diode current also tends to increase the effective series signal impedance provided by the diodes.

From M1 the signals progress through M2 and the remainder of the microcircuits—including M3 when 20-1 scaling is required, finally reaching the output connectors through M7. It will be noted that DC blocking capacitors are connected in series with the four outputs, mainly to protect M7 in the




At top is a view of the top of the printed wiring board, with components mounted. Centre is a diagram to aid in component placement, while lowest is a reduced copy of the wiring board etching pattern (actual size 6in x 3½in). Full size prints of the pattern are available.

event of accidental shorting of the output connectors.

The MECL II series of microcircuits are intended to operate from a supply of 5.2V, regulated to within 10 per cent and with the positive polarity grounded. To provide this supply voltage at the current drain of approximately 260mA required by M1-7 the instrument includes a small regulated power supply.

The supply employs a small 6.3V/1A stepdown transformer and a full-

wave bridge rectifier using four silicon diodes type BY126-50 or similar. Following the rectifier is a simple series regulator circuit employing a nominal 3.3V zener diode, an error voltage amplifier using a silicon NPN transistor type BC108, 2N3565 or similar, and a series element using a 1-watt silicon NPN transistor type 40408 or similar. A small tab potentiometer in the base circuit of the error amplifier permits compensation for variations between zener diodes and transistors.



Sub-Miniature switches

The best the World can offer

TYPE	MODEL	CIRCUIT	250 V.A.C. RATING	CIRCUIT ARRANGEMENT
ROTARY	MRY-106	1 POLE	1A	1-6 USABLE POSITIONS
	MRX-108	1 POLE	1A	1-8 USABLE POSITIONS
	MRX-204	2 POLE	1A	1-4 USABLE POSITIONS
	MRX-402	4 POLE	1A	2 POSITION
TOGGLE	S-2012	SPDT	5A	ON-ON
	S-2013	SPDT	2A	ON-OFF-ON
	S-2022	DPDT	5A	ON-ON
	S-2023	DPDT	3A	ON-OFF-ON
	S-2025	DPDT	3A	ON-MOM ON
	S-2042	4PDT	5A	ON-ON
PUSH BUTTON	SB-2011	SPDT	2A	ON-ON (MOMENTARY)
	SB-2061	DPDT	3A	ON-ON (MOMENTARY)
	SB-2065	SPDT	2A	ON-ON (DOUBLE ACTION)
	SB-2085	DPDT	3A	ON-ON (DOUBLE ACTION)
SEE SAW	SW-3012	SPDT	3A	ON-ON
LAMP LIGHTED	MLB-2061*	DPDT	3A	ON-ON (MOMENTARY)
	MLB-2085*	DPDT	3A	ON-ON (DOUBLE ACTION)

*THE MLB SERIES OF LAMPLIGHTED SWITCHES ARE AVAILABLE WITH RED, GREEN AND TRANSPARENT BUTTONS. THE LAMP VOLTAGES AVAILABLE ARE:— 6V, 12V, 18V, AND 24V

IRH COMPONENTS PTY. LIMITED

(A subsidiary of International Resistance Holdings Ltd.)

THE CRESCENT, KINGSGROVE, N.S.W. 2208, PHONE 50 0111

POST TODAY

Please supply Sub-Miniature
and Standard switch catalogue.



NAME

ADDRESS

IRC.692 R

and allows the microcircuit supply rail to be set to the required 5.2V.

To ensure stable and reliable operation of the instrument at high frequencies the negative supply rail is bypassed at both "input" and "output" ends of the microcircuit chain. The input network bias supply is similarly decoupled to ensure input stage stability.

As may be seen from the photographs, almost all components of the scaler/divider are mounted on a printed wiring board. The board measures only 6in x 3½in, but incorporates all the components of the unit with the exception of the power transformer, the front-panel sensitivity control and ratio switch, the pilot lamp and the input/output connectors. The board includes three small wire links which perform conductor crossovers.

The board pattern is reproduced on these pages, together with a photograph showing the position of all components. Using these as a guide it should be possible to construct the unit with a minimum of difficulty, even for those with little previous wiring experience.

It should be noted that the copper side of the board includes coding which identifies not only the respective positions of the microcircuits M1-M7, but also their orientation: the "notched" end of each device should be nearest to the appropriate code symbols. Note also that the 40408 transistor in the power supply is fitted with a small clip-on finned radiator, to reduce case-ambient thermal resistance.


When soldering the various components to the board, the usual precautions should be taken. The board copper should be clean, and preferably prefluxed; the component pigtail should be bent carefully after emerging on the copper side of the board, and if necessary cut to approximately 1/8in prior to soldering to the copper. The soldering operation itself should be performed quickly but with care using a small, well-tinned iron, the idea being to produce a true bond without causing component damage due to overheating.

It will be found that the input coupling capacitor (.01uF) and the two diodes D1 and D2 are mounted on the board with minimal lead length, to reduce input circuit losses; this also applies to the associated 2.2K resistors, and the various bypass capacitors. When soldering these components into position it will therefore be necessary to use particular care to avoid overheating.


Special care will also be required when soldering the microcircuit pins, to ensure that inter-pin shorts are not produced by solder blobs bridging the rather narrow inter-pin gaps. It is particularly for this reason that a small-tipped iron is recommended, as the job will be made doubly difficult if a large iron is employed.

Note that the board makes no provision for solder connections to some of the microcircuit pins. The pins concerned should be cut off with sharp sidecutters as close as possible to the board — preferably AFTER the other pins have been soldered down, to avoid errors. Care should be taken to ensure that none of the severed pin remnants adheres to the board, as this could cause shorts.

The instrument is housed in a stan-



At right is a view of the wiring board attached to the rear of the case front panel. Above is the case interior.



dard small instrument case measuring 7½in x 5in x 4in. The input connector, ratio slider switch and output connectors are mounted from left to right in the lower area of the front panel, with the sensitivity control mounted centrally above the slider and the pilot bezel at upper right.

The wiring board is attached to the rear of the front panel via two brackets fashioned from scrap sheet metal, with the panel-board spacing approximately 1½in. Short lengths of hookup wire are used to make the connections between the front-panel controls and connectors and the board; these leads should be kept as short and as direct as possible, in order to keep circuit losses to a minimum. A small hole drilled in the left-hand board mounting bracket (viewed from the front of the panel) permits convenient adjustment of the "preset sensitivity" pot when the board is mounted in position.

The power transformer is mounted in the lower rear of the case proper, with the mains cord active and neutral conductors connecting to the primary leads via a 2-way section of miniature "B-B" connector strip, alongside. The mains cord enters the case rear via a grommetted hole, and is clamped to the floor of the case upon entry to prevent strain on the connections. The earth conductor is connected to a solder lug mounted under the cable clamp, and this thereby connected to the case. The transformer secondary leads are left

at the length supplied, and connect direct to the appropriate pads on the printed wiring board.

When the unit is completed and deemed ready for operation, the first part of the adjustment procedure is to set the microcircuit supply voltage to the required 5.2V.

Prior to switch-on, turn the power supply tab pot fully anticlockwise as viewed from the top of the board when mounted. This will ensure that upon switch-on the supply voltage will be a little lower than the correct setting, rather than excessive. The unit may then be connected to the AC mains, and with a reliable voltmeter connected between the negative supply line and earth, the supply tab pot may be advanced until the voltmeter reads as close as possible to 5.2V.

Adjustment of the preset sensitivity control forms the second part of the setting-up, and this is done with the unit connected either to the counter/frequency meter with which it is to be used, or to a similar instrument. The input of the scaler/divider is connected via a short co-axial cable to a signal generator capable of delivering approximately 100mV, the latter being set to produce any convenient output frequency between 2-60 MHz.

The front-panel sensitivity control should first be turned fully clockwise (minimum resistance) and the preset tab pot control to the fully anti-clockwise extreme viewed from the adjacent

side of the board. The preset control may then be slowly advanced, and it should be found that for a small range in settings, correct and stable operation of the unit will occur and be manifest as an appropriate indication on the counter/frequency meter. Outside the small range in which a stable reading is produced, there should be a zero reading.

The optimum setting for the preset control is in the very centre of the critical range, as this will produce the maximum input sensitivity. With the tab pot so adjusted the input sensitivity of the unit should be such that for signals between about 2MHz and 100MHz, a signal of 100 mV or less is capable of producing stable readings on the counter/frequency meter. ■

Scaler Parts List

1 Case, 7½in x 5in x 4in, with wrap-over front panel.

1 Printed wiring board, 68/s3.

1 Stepdown transformer, 240V to 6.3V at 1A.

1 DPDT slide switch.

1 Miniature pilot bezel with 6V-50mA lamp.

5 Co-axial connectors, plugs as required.

1 Clip-on finned radiator for TO-5 transistor.

SEMICONDUCTORS

1 MC1023P microcircuit.

1 MC1027P microcircuit.

4 MC1013P microcircuits.

1 MC1004P microcircuit.

1 BC108, 2N3565, TT3565 or similar transistor.

1 40408 or similar transistor.

1 BZY88/C3V3 or similar 3.3V zener diode.

2 OA91 or similar germanium diodes.

4 BY126-50, EM401, SD55-05 or similar silicon diodes.

RESISTORS

Half-watt 5 per cent type: 100 ohms, 470 ohms, 1K, 3 x 2.2K.

1 1K linear tab pot, p.w. board type.

1 4.7K linear tab pot, as above.

1 10K linear pot.

CAPACITORS

2 .0033uF LV plastic.

1 .01uF LV plastic.

5 0.1uF LV plastic.

1 400uF 6VW electro.

1 640uF 10VW electro.

MISCELLANEOUS

Mains cord and plug; scrap sheet metal for board mounting brackets; handle and rubber feet for case; 2-way section of miniature B-B connector strip; tinned copper wire for board links; connecting wire, solder, screws, nuts, solder lugs, etc.

ALWAYS RELY ON R.D.S.

SPECIALS FOR MARCH

R D S	30 watt PA Amp	\$75.10
	Signal injector SE250B	\$7.13
	Compax transcription turntable comp.	\$39.50
	2-stage intercom.	\$7.94
	3-stage intercom.	\$12.88
	CT 500 Meter with mirror scale	\$13.23
	200H Meter	\$11.50
	Small Dynamic Microphones	69c
	ST.708 Stereo Amp. 3½ watts per channel	\$41.25 nett
	8in Twin speed personal fan	\$10.18

★

The Independent Wholesaler
RADIO DESPATCH SERVICE,
Radio and Electrical distributors,
869 GEORGE STREET, SYDNEY.
Cnr. George and Harris Streets.


Phone 211-0816, 211-0191.
Open Saturday mornings.

EVERYTHING FOR THE HOBBYIST and

40 Watt & 60 Watt Instrol-Playmaster GUITAR AMPLIFIERS

All parts now available

Like all Instrol-Playmaster kits, the 116 and 117 Guitar Amplifier Kits are complete in every detail, down to the last nut and bolt, and precisely to "Electronics Australia" specifications. Chassis is ready drilled, cadmium plated and finally passivated to avoid fingermarking. The front label is beautifully finished with black lettering on silver-white background. Kits for both the 116 and 117 include extras such as 3 inputs (circuit included), vibrato and extra treble pull switches, and foot switch complete with chrome housing.



	PRICE
40 Watt complete kit of parts	\$84.36
40 Watt built and tested	\$91.49
60 Watt complete kit of parts	\$92.31
60 Watt built and tested	\$98.83
(Freight extra)	



All parts available separately if required.
Chassis only \$4.70 (plus 85c postage)
Front Label \$2.80 (plus 20c postage)
Fuzz Box Kit . . . \$12.95 (plus 75c postage)

SPEAKER BOXES FOR GUITARS

Available to order. M.S.P. designed, strongly constructed vented speaker enclosures. Your choice of 2 or 4, 12in speaker combinations, admirably suited for use with your guitar amplifier. Ready built, or kit of parts to assemble yourself. Portable enclosures require a durable finish, so we suggest the use of clear or coloured Estapol. The material used in kits and built units is natural veneered wood grain and the built version is smooth sanded ready for finishing.

4 Speaker Box, complete kit of parts	\$31.40
4 Speaker Box Built, ready for finishing	\$45.80
2 Speaker Box, complete kit of parts	\$21.30
2 Speaker Box Built, ready for finishing	\$30.70

Freight extra.



The new INSTROL-PLAYMASTER
115 SOLID STATE STEREO AMPLIFIER ("Electronics Aust.," April-May, 1967).

A fully transistorised 10 Watt Stereo Amplifier using the latest F.E.T. high-efficiency transistors.

Crystal/Ceramic Kit \$95.00

Magnetic kit extra \$10.50

Postage Extra.

INSTROL-PLAYMASTER 123 PROGRAM SOURCE

("ELECTRONICS AUSTRALIA" Oct. 68)



A high quality wide band solid state unit, fitted in free-standing metal case, featuring meter tuning and large illuminated dial.

Kit of Parts — with Ceramic Filter \$91.20

Kit of Parts—without Ceramic Filter \$77.50
(Postage extra)



THE 10-PLUS-10 STEREO AMPLIFIER

("Electronics Australia," November, 1968)

A high quality solid-state 10 watt amplifier. Suitable for crystal or ceramic cartridges.

KIT OF PARTS \$60.50
(Postage Extra.)



THE 3-PLUS-3-STEREO AMPLIFIER,

("Electronics Australia," August, 1968).

A small, modern, 3-watt solid-state audio amplifier.

Kit of parts \$43.50
(Postage extra.)

OTHER PLAYMASTER KITS

Price Add Post

111 Tuner	\$39.00	\$1.20
114 Tuner	\$47.00	\$1.20
107 Amp Tuner	\$81.80	\$2.00
108 Amp Tuner	\$69.80	\$2.00
101 Amp	\$61.00	\$2.00
No. 3 Amp	\$57.80	\$2.00
10W U.L. Amp	\$85.80	\$2.00
No. 10 Control Unit	\$39.00	\$1.20
113 Amp	\$64.00	\$2.00
119 Tape Adapter	\$86.70	\$1.20
No. 4 Amp	\$73.00	\$2.00

Most Playmaster Designs are also available Completely Built and Tested.

INSTROL PRINTED CIRCUIT BOARDS

High-quality, pre-fluxed boards to suit the 115 Amp. Clearly printed on reverse side with component location map. Easy to assemble.



PRICE

Crystal Pre-Amp \$2.00 ea.
Main Amp (2 required) . . . \$1.60 ea.
Magnetic Pre-Amp \$1.60 ea.
(Add 15c for postage)

Tick catalogue required, and please include stamps for postage.

- | | |
|--|--|
| <input type="checkbox"/> Playmaster | <input type="checkbox"/> Test Equip Kits |
| <input type="checkbox"/> Toolkit | <input type="checkbox"/> Tape Recorder Instrol |
| <input type="checkbox"/> Cannon Connectors | <input type="checkbox"/> Microphone |

Name

Address

Post Coupon for Free Catalogue.

BROADWAY ELECTRONICS

TECHNICIAN...

INSTROL EDUCATIONAL ELECTRONIC KIT

In this Electronic Age, every person should have some knowledge, however elementary, of "how it works." The new Instrol 20 in 1 electronic kit will enable you to understand in an absorbing, simple manner the basic principles underlying computers, satellite communications, industrial electronic devices, etc., etc. You make 20 different experimental circuits, including 10 working radio transistor operated radio circuits. Audio Amplifier circuits, home intercom, testing circuits including Audio Frequency Oscillator and Signal Tracer, Morse Code practice set and telegraph transmitter, etc. You use and learn about the amazing SOLAR CELL.





**NO TOOLS OR SOLDERING IRON
REQUIRED**

All components pre-wired, ready for clip-on assembly. 50 page Instruction Manual supplied.

ONLY . . . \$16.90

(Plus 85c for Registered Post)



INSTROL SPEAKER BOX. PRICE \$6 plus 10 cents Postage.

To allow others to hear the results you achieve, why not obtain the Instrol SP1 Speaker box. Completely assembled, includes transistorised audio frequency amplifier, dynamic speaker and leads, housed in an attractive plastic box, and ready to plug-in at any appropriate stage of your experiments with the Instrol 20 in 1 Electronic Kit.



ELECTRONIC TOOL KIT

For Hobbyists Students and Servicemen

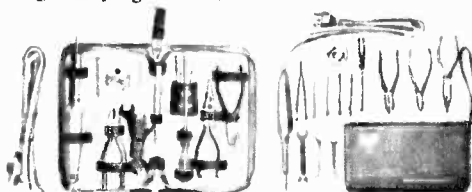
An inexpensive, yet most comprehensive, pocket-sized tool kit. Ideal for the Student, Hobbyist and Practising Service Technician. The Soldering Iron is an Australian made high efficiency 30 Watt 240 Volt type. All the other hand tools are imported, high grade steel. The complete kit fits snugly into a strong attractive zip-fastening carrying sachet.

COMPONENTS

- 1—Soldering Iron with 3-pin plug 30 Watts 240V
- 1—Set 3 Spanners.
- 1—Coil Resin Cored Solder
- 1—Pair Pliers standard
- 1—Pair Long Nose Pliers
- 1—Pair Side Cutters

- 1—Pair Tweezers
- 1—Screwdriver Set complete with handle and chuck, comprising
- 2—Screwdriver bits
- 1—Philips driver bit
- 1—Pointed awl
- 1—Spintite for tin nuts

PRICE \$12.50. Plus Regd. Postage \$1.00




V.T.V.M. (Feb., '66)




**TRANSISTORISED
AUDIO OSCILLATOR
(Dec., '67)**



**R.C. BRIDGE
(MAY, '66)**



**SOLID STATE AUDIO
MILLIVOLTMETER
(May, '68)**



**AF TONE
BURST GATE
(April, '68)**

TEST EQUIPMENT KITS

PRICE

V.T.V.M.	Feb. 66	\$57.51
Solid State Audio Millivoltmeter		
May 68		\$60.63
Audio Oscillator	Dec. 67	\$44.30
AF Tone Burst Gate, April 68		\$61.00
R.C. Bridge	May 66	\$40.99
Postage extra on all kits.		

PTY. LTD.

**E. S. & A. BANK BUILDING
CNR. BROADWAY & CITY ROAD, SYDNEY
(OPP. GRACE BROS.) Phone: 211-4224, 211-4244, 411-4213**



The Serviceman



FAULTS THAT SHOULDN'T HAPPEN

Why do electronic devices fail? Mostly it is because an individual component fails and, much as we might deplore such failures, they are at least understandable. Occasionally however, failures are due simply to poor design or poor workmanship. A couple of recent experiences reminded me of this.

The first story started out as a fairly routine complaint; "no sound, no picture." I imagined it would be a simple and obvious trouble, such as a faulty fuse, defunct rectifier, or something else common to the whole system.

My first problem turned out to be the language barrier. The set belonged to a migrant family, relative newcomers to the country, and able to speak only limited and halting English. As so often happens in these cases, the one with the best command of English was the son of the family, but even he had his limitations. Trying to get a technical explanation from or to a lay person is difficult enough in any circumstances, but when you have to work through a six year old interpreter—Oh brother!

The trouble was that the owner knew, or thought he knew, where the fault was. He had taken the back off the set and, as soon as I arrived, he lead me to the set, switched it on, and pointed to one of the valves. It was the 6CM5 line output valve and, as the set warmed up, I realised why he had picked on it. It started to glow a bright red inside and I instinctively reached for the power switch.

That was all right as far as it went, but the owner had very definite ideas about what should be done about it. With a combination of halting English, sign language, and the efforts of the six year old interpreter, he indicated that, since the 6CM5 was the obvious cause of the trouble, that was what should be changed, and that was what he wanted changed.

How could I explain to him that the valve itself was the least likely cause of the trouble; that it was likely to be almost anywhere, particularly as the sound section was somehow involved in the trouble?

In the end I simply went ahead with the job, doing my best to ignore the excited three-way conversation between Mamma, Poppa, and Bambino, and hoping that I wasn't supposed to be a part of it. Or, if I was, that my absence wasn't too noticeable.

Most of the set was constructed around two printed wiring boards. One board carried the complete audio stage, a 6GW8 triode-pentode, the vertical

oscillator-output stage (6GV8), and the line oscillator (pentode section of a 6BL8). The other board carried most of the remainder of the set with the exception of the tuner and line output stage.

The first thing I noticed, as soon as I could allow my attention to wander from the overheated 6CM5, was that the valve heaters on the first named board did not seem to be alight. I switched the set off and allowed things to cool down a little while I shifted the cabinet a little so that I could get a better view of the valve heaters.

When I switched on again the valves came on with a sudden burst of brightness, in the manner which some valves have, and I imagined that my original observation had been wrong. But no. As I watched, the heaters dropped to their normal brightness, then kept on dropping until there was virtually no light to be seen. Well, at least I now had some idea of what was responsible for the main symptoms. With no horizontal oscillator function there would be no drive for the 6CM5, no bias, since this is normally derived from the grid drive, and hence the severe overheating. And since the 6GW8 audio valve was on

the same board, it was easy to see why there was no sound.

The next thing to discover was what was going on in the heater circuit to make it behave as it did. After some checking I established that there were four heater runs from the power transformer winding; one to the tuner, one to the EHT cage, one to the other printed board, and one to the board in which I was interested. In the case of the first three sections the "earthy" side of each sub-assembly was strapped to the main metal chassis by a substantial lead, thus ensuring that the return side of the heater circuit was provided with a reliable path.

Not so in the case of the board I was interested in. The earthy copper pattern was connected to the main chassis by nothing more than a small rivet, whose main job was simply to hold the board in place. Although the rivet did not appear to be noticeably loose, the heater circuit "came good" immediately I applied pressure to it with the blade of a screwdriver. A hastily improvised bridging strap, similar to the other three, provided a more permanent cure.

The sudden restoration of picture and sound was greeted with obvious delight by the owner and his family. After all, there is nothing quite like a complete cure to settle all arguments as to what was wrong or what should be changed. So everyone was happy and we parted with many expressions of goodwill. Even so, I imagine he may still be wondering whether I changed the valve or not; and if I didn't, why not.

Rather more to the point, as far as I'm concerned, were two other questions; Why there was no strap in this part of the circuit in the first place, and why did the valves behave as they did at the moment of switch on?

In regard to the first question, I am inclined to the theory that the design of the set called for a strap in that position, but that it had simply been forgotten in this individual chassis. The riveted connection was presumably good enough when it was new to let the set get through the factory tests and into the field. It was only with the passage of time and formation of oxides on the metal surfaces that trouble developed.


An answer to the second question is not so easy to provide. Valve heaters, like lamp filaments, exhibit minimum resistance when cold, increasing to several times this value at normal running temperature. Thus they would draw most current at the moment of switch on, assuming negligible impedance in the supply. However, in this case it would appear that there was considerable resistance in the circuit which would effectively limit the current. How was it possible, then, for the heaters to produce the preliminary bright glow?

Frankly, I'm not sure. I can only assume that the faulty connection was heat sensitive so that, at the moment of switch on, the circuit was continuous.

Almost immediately, however, the heavy preliminary current surge would create some heat at the point of imperfect contact, expanding the metals involved until only a relatively imperfect connection remained. This may have continued to generate enough heat to retain the imperfect condition,



"The man's here to fix the television aerial" (Radio Times)



Stanton 500E
Price \$35.00

Here's absolute proof of STANTON CARTRIDGE QUALITY

EXTRACTS FROM HI-FI/STEREO REVIEW LABORATORY TESTS, JULY 1968*

Stanton 681EE: "The tracking was excellent and distinctly better in this respect than any other cartridge we have tested."


"The frequency response of the Stanton 681EE was the flattest of the cartridges tested, within \pm dB over most of the audio range."

"Each cartridge comes with its own calibration data supplied."

Stanton 500E: "The Stanton 500E is designed for use in broadcast stations and other applications in which it will be in use for extended periods of time."

"Although the rated tracking force of the Stanton 500E is from 2 to 5 grams, we found that it performed well at the minimum figure of 2 grams. The IM distortion was under 1 per cent up to about 20 cm/sec., and with the force increased to 3 grams it was only 1.5 per cent at 27.1 cm/sec. This is exceptionally good performance."

* **Cartridges tested in this and previous tests:—**
 ● ADC 220, 550E, 660/E, 10E MK11 ● Dynaco Stereodyne III ● Elac STS 244-17, STS 344-17, STS 444E ● Empire 808, 888P, 888 SE, 999 VE ● Goldring 800E ● Grado A, BTR, BTR/LM, IMF MK III ● Ortofon S15T, SL 15 ● Pickering V15/AM-1, V15/AM-1, XV-15/AM-1/400 ● Shure M55E, M75-6, M75-E, V15 Type II ● Sonotone Velocitone Mk V ● Stanton 500E and 681EE.



Stanton 681EE
Price \$60.00

SOLE AUSTRALIAN DISTRIBUTORS.

Leroya Industries PTY. LTD.
 266 HAY STREET, SUBIACO, WESTERN AUSTRALIA, 6008

**FERROGRAPH
REVOX
SHURE
GOLDRING
LUX**

KNOW PERFECTION

that's why they choose B & W loudspeakers to show off their super fine products

It stands to reason that manufacturers such as Ferrograph, Revox, Shure, Goldring and Lux would choose the finest loudspeakers to show off their superfine products. They did. At the Northern Audio Fair all these firms and many others, chose B & W loudspeakers. For years loudspeakers have been accepted as the traditional weak link in the audio chain yet B & W speakers have been hailed as "approaching perfection."

Each B & W unit is individually hand made, each component must be within ± 2 dB of a master unit, and each completed system must be within ± 2 dB of a completed master unit. Not only is each system issued with a pen recording of its frequency response, but it is checked for white noise response, power handling and distortion.

Every B & W DM3 is guaranteed to meet the following specifications.

Frequency Response

Plus or minus 5dB from 40 Hz to 25 KHz

Plus or minus 3dB from 60 Hz to 14 KHz

Distortion

Less than 1 per cent at 5 KHz and never more than

3 per cent from 60 Hz to 10 KHz for 10 watts input R.M.S.


Polar Response

Within plus or minus 2dB from 40 Hz to 20 KHz over 60° arc.

Power Handling Capacity

15 watts R.M.S. 40 Hz to 25 KHz.

If you have a top quality tape recorder, pick-up and amplifier, why not follow world-famous, reputation-proud manufacturers and choose B & W Loudspeakers?



SOLE AUSTRALIAN DISTRIBUTORS.

Leroya Industries PTY. LTD.
266 HAY STREET, SUBIACO, WESTERN AUSTRALIA, 6008

or it may, in some circumstances, have opened the circuit completely, cooled until the circuit was restored, then repeated the cycle. I don't know, I didn't have time to check all the possibilities.

Hard on the heels of this incident came another, broadly similar. In this case the owner was one of my regular customers who had taken himself, his family, and a 12in portable set up the coast for a few weeks holiday over the Christmas break. Almost immediately the set had packed up, to the disgust of the rest of the family in particular. Since a business situation had then arisen which necessitated a one-day trip back to town, the owner had taken the opportunity to bring the set in to me and ask if it were possible for me to fix before he left for the holiday resort that night.

I said I would do my best.

In fact, it was easy. One glance inside the cabinet showed that all the valves on the printed board were not alight — and that was most of them. In this case the printed board had been made to swing out for easier access and, to ensure a reliable connection to the main chassis, had been equipped with a stout flexible strap.

Which was all very well as far as it went. The trouble was that the flexible strap had been connected to the chassis proper by means of a self-tapping screw and this had not been tightened as well as it might have been. Once this fault was corrected the set came good and a grateful owner took delivery of it later in the day.

The thing that surprised me about this fault was that it should ever have been allowed to happen. The set was a well known make and it came as something of a shock to realise that it had been designed to depend on a screw connection of this type, rather than a reliable soldered joint. Granted, it may be argued that soldered joints can fail also, and I would agree with this. Nevertheless, I imagine that the chances of failure would be much less with a soldered joint than with a screw type.


Here is a short story related to me by a colleague and which is sufficiently interesting to bear repeating. He had been working on a TV set in his own workshop and, while the original fault for which it had been brought in had been found and fixed, it now appeared to be suffering from an intermittent fault. At odd intervals the picture would be broken up by heavy black lines, occasionally losing sync, into the bargain. As my colleague described it, it was very much as if there was a loose connection somewhere in the signal line, particularly the feeder. He also noticed that it was most pronounced on channel 2.

However, all tests along these lines proved negative, and my colleague had almost reached the end of his tether. Then he suddenly realised that the interference on the screen seemed to synchronise with a faint mechanical clunking sound coming from somewhere outside the workshop. He hurried to investigate, and suddenly all was clear.

My friend's workshop is adjacent to his own residence, in the backyard of which is the usual rotary clothesline. Also in the yard was a children's play structure; a combination of slippery dip, swings, and gymnasium bars constructed from metal tubing. On the

ONE CAN'T BE TOO POSITIVE ABOUT PLUS!

From a reader at Orange, N.S.W., we have received two examples of batteries with incorrect polarity markings. We are reproducing photographs of these to indicate the nature of the error, but we have deliberately erased the brand names. With only one sample of each discovered so far, there



is nothing to indicate that they are anything more than isolated cases and, while we feel that we should warn readers that this can happen, it would not be fair to condemn the makers on the basis of one faulty unit. However, we would be interested to hear from any other readers who may have experienced a similar fault.

One battery is the popular miniature 9V type used for the smaller size portable radios, and which uses a pair of snap fastener terminals. The other unit (by a different manufacturer) is a

small cylindrical cell normally used in torches, flash guns, and similar devices.

In the case of the 9V battery the cell assembly and terminals appear to have been fitted to the outer case (with label) the wrong way round, so that the female snap fastener, which is normally negative, is shown nearest the "+" sign on the label. However, the terminal really is negative.

In the case of the single cell, the label has been fitted upside down so that "-" sign is shown closest to the metal cap on the end of the carbon rod; the positive terminal.

While neither error would matter particularly where the true polarity can be recognised by the physical shape of the terminals, it would be possible for people unfamiliar with terminal conventions to be confused. In the case of the single cell, fitting it in strict accordance with the label could cause the equipment not to work, or to work poorly. In the case of the 9V cell, it could only be fitted to existing equipment the correct way, by reason of the polarised terminals. However, an experimenter, wiring equipment to suit such battery, and taking the markings at their face value, could finish up applying wrong polarity voltage to polarity conscious components, such as transistors, possibly damaging them in the process.

PHOTOMULTIPLIER TUBES

HAMAMATSU TV CO. LTD.

HIGH PERFORMANCE — LOW COST

PM TUBE

RESPONSE

HTV-R106	1,600 to 6,500°A	Critical Applications
HTV-R136	1,600 to 8,000°A	Wide range spectral response
HTV-R166	1,600 to 3,200°A	U.V. Range
HTV-R196	4,000 to 12,000°A	Vis. and infrared range
HTV-R213	1,850 to 8,000°A	U.V. to near IR Range

OTHER TUBES AVAILABLE R212, 913A, IP21, IP22, IP28
9 Stage, side-on types, 11 pin base

FOR FULL DETAILS PLEASE CONTACT

Sole Australian Agents

VARIAN TECHTRON PTY. LTD.


Springvale Road, North Springvale, Victoria

Phone: 560 7133

ARROW

presents

Special No. 1



The famous THORENS TD150A turntable fitted with the NEW SHURE M32E cartridge with elliptical stylus.

Incredible value ONLY \$115 nett

Special No. 2
NEW Lenco GL75 transcription player fitted with SHURE M32E cartridge and elliptical stylus.

ONLY \$100

Special No. 3
NEW DUAL 1015 player fitted with SHURE M32E cartridge and elliptical stylus.

An excellent buy \$97

Special No. 4
The bargain of the year \$295 nett

Hear this amazing stereo system now. Small in size, big in sound.

All specials are in limited supply. Don't be disappointed, make your visit to Arrow today.

Complete Stereo System Comprising the following units.

- | | |
|------------------------------------|---------------------------------|
| 1. DUAL 1015 player | 4. 2 "Criterion" 50 2-way |
| 2. SHURE M32E Elliptical cartridge | speaker systems and table or |
| 3. LAFAYETTE LA224T 12 watt | shelf type control console with |
| solid state amp. | perspex top cover |

ARROW

ELECTRONICS PTY. LTD.
NEW STORE FOR STEREO
432 KENT ST. SYDNEY. 298580

previous day this had been moved from its normal site to a temporary position near the clothes hoist—a little too near in fact, because a light wind was now causing the hoist to bash against the play structure with every gust.

And that, believe it or not, was sufficient to cause the intolerable interference on the TV screen. I can only guess at the exact mechanism by which this happens; it could be that some part of the hoist or play structure was resonant at the frequency of channel 2, or the two of them together could have produced a resonant length which was working as a trap in regard to the nearby aerial.

The alternative suggestion was that there was sufficient electrical field around the hoist, from nearby house and street wiring, to create an interference pulse whenever the two pieces of metal touched. That this effect does happen is well known, and is easily demonstrated. In fact a common cause of radio and TV interference is the electrical conduit found in old houses, particularly where two runs of conduit cross one another or run parallel and are lightly touching. Fortunately, conduit has not been used for many years and the trouble is becoming more rare as old houses disappear.

But the story served to remind me of a similar incident which I experienced many years ago. I was a lad in the country at the time, and interference from power lines and other causes was the bane of radio reception, a situation which was aggravated by the relatively low powered transmitters.

On this occasion I was listening to a radio program one morning when the peaceful mood of the program was shattered by a series of regular blurts from the loudspeaker. These followed a definite pattern; there would be a series of five or six blurts, at about half-second intervals, followed by a period of silence for several seconds, then another series, and so on.

The trouble continued for some time and I was about to switch the set off when it ceased and I was able to enjoy the remainder of the program in relative peace and quiet.

The same afternoon, there was another program I wished to hear. It was a hot day and I decided to seek the cooler atmosphere of a side verandah, taking the radio program with me in the form of an extension speaker.

I had just settled down to enjoy the program when the rhythmic series of blurts commenced again. However, such annoyance as I might have felt, was tempered by a realisation that the cause was now fairly obvious. Each blurt in the speaker was followed, a fraction of a second later, by a thumping sound originating several hundred yards down the road. Further investigation revealed a team of workmen engaged in replacing the roofing iron of a house. The thumping sound was the rammer driving in the roofing nails and every time the hammer hit a nail, the vibration apparently found a weakness of some kind in the electrical conduit or wiring, which generated an interference pulse.

As in my colleague's case, the interference pattern had been quite meaningless until it was related to mechanical sound produced along with it; then the relationship between the two was so obvious as to make one wonder why it had ever been a mystery. ■

Some thoughts on

ORGAN TREMULANT, VIBRATO

By Neville Williams and Anthony Leo

This article discusses tremulant and vibrato effects, as applied to electronic organs and goes on to explain the potential advantages of the less well-known phase modulation.

A fully developed phase modulation unit is presented.

To add variety and interest to sound, music makers commonly adopt the trick of modulating — or varying in periodic fashion—either the frequency or loudness of the sound, generally at the rate of a few cycles per second.

Singers achieve a modulating or pulsating effect by suitable muscular control over breath, vocal chords and mouth configuration. Tone, amplitude and frequency are all likely to be modulated and, depending on the vocal expertise of the singer, the result can be variously pleasing or displeasing, interesting or painfully monotonous. It has been suggested that, in extreme cases, singers may modulate frequency or pitch by about 6 per cent, which is equivalent to plus and minus one complete semitone.

Violinists commonly vary or modulate the frequency of notes by rocking the fingers of the left hand, which are being used to "stop" the strings. "Pop" guitarists achieve a similar result by means of a lever, which allows the tension of the strings to be varied in a periodic manner. As a general rule, the frequency variation applied to instruments is less than the extreme figure quoted for the human voice, and 3 per cent or a half-semitone is accepted as a realistic limit figure.

The technique of periodically varying the frequency of a musical note is commonly described as "vibrato."

Vibrato rates usually lie within the range 5 to 8 cycles per second (i.e. 5 to 8 Hertz), with 7Hz probably the most commonly used figure. Rates outside this range are sometimes used but only for rather special effects.

In acoustic organs, it is not easy to modulate the frequency produced by the pipes and an alternative approach

has long been used of varying the pressure of air to the pipes in a periodic fashion, usually by means of small, mechanically driven supplementary bellows. Varying the air pressure has a minor effect on frequency but its main effect is to vary the loudness of the sound produced.

The technique of modulating the loudness of notes is commonly referred to as "tremulant." As with vibrato rate, tremulant rate usually falls in the range 5-8Hz, with 7Hz again the most usual figure.

Vibrato or tremulant effects are exploited heavily in modern electronic (or electric) organs, partly from necessity, partly by reason of opportunity. Let's explain this:

When a complex chord is played on an acoustic organ, the sound as heard is the resultant of many independent pipes, speaking simultaneously. For practical reasons, organ pipes are never perfectly in tune and the constantly changing phase relationships, along with the spatial separation of the pipes, emphasise the complexity of


the chord and adds to its aural interest.

Electronic organs, for the most part, are designed within limits of cost and complexity which dictate the use of a much smaller number of sound source generators. In many cases the generators are highly interdependent, which makes for ease and accuracy of tuning, but the phase relationships are fixed and locked rather than random and variable. And, of course, the sounds are usually propagated through common loudspeaker channels.

Compared with a pipe instrument, the chord structures from an electronic organ tend to lack complexity and aural interest; or, to borrow a phrase, the unembellished sound tends to be "bland."


This being so, the designers of electronic organs have been forced to adopt all kinds of measures to render the sound less bland—or more complex. They — and the players — have come to rely on vibrato and/or tremulant effects to a much greater extent than is traditional or necessary in pipe instruments. So much for necessity!

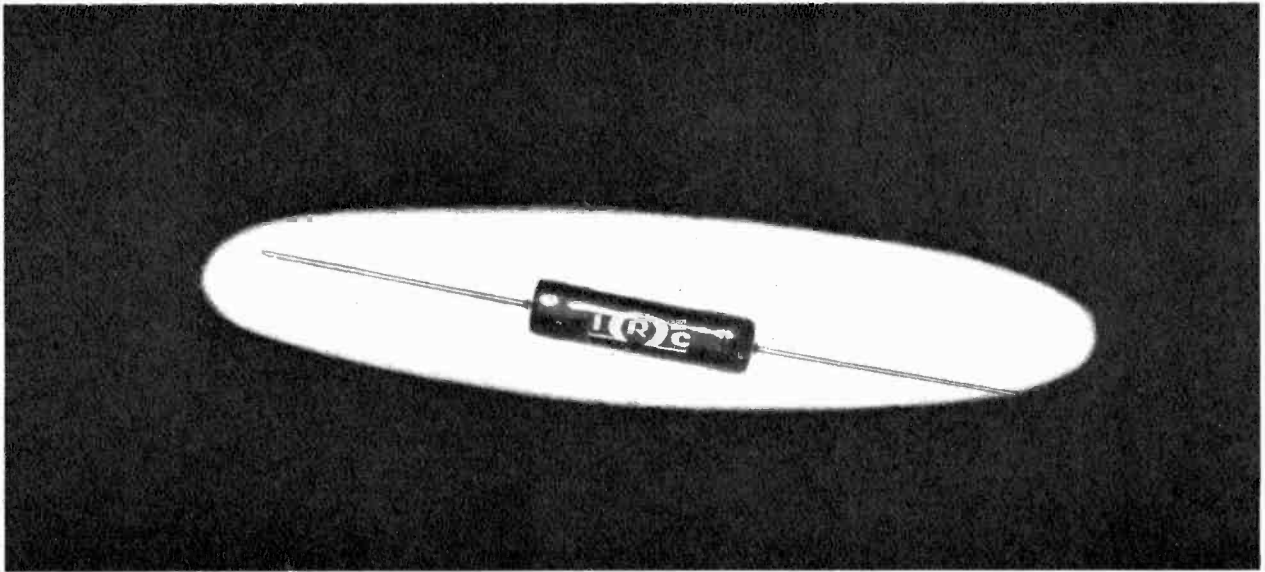
As far as opportunity is concerned, designers of electronic organs can draw upon a very wide range of techniques, either to simulate traditional organ effects or to achieve others which have



An underneath shot of the wiring board is shown at left. The actual wiring uses no tags or eyelets, the component leads being simply bent over and soldered point to point.

A relatively simple phase vibrato unit, comprising one stage only, is shown at right. The LDR and lamp complement are housed in a small aluminium tube and wired to the board at one end.











A TOP PERFORMER IN ANY ROLE

- ... The low-cost dependability of carbon composition
- ... The reliability and power rating of wire
- ... The stability of precision carbon film
- ... The low temperature coefficient of metal film
- ... The premium performance of metal glaze

Whichever your circuit demands—the choice is yours from IRC

Just a few examples from Australia's most complete range of resistors



 <p>Miniature insulated carbon composition 1/4 to 2 watts Bulletin BT62A</p>	 <p>Miniature insulated wire wound 1/2 and 1 watt Bulletin BW62A</p>	 <p>Miniature insulated R.F. chokes Bulletin H</p>	 <p>Deposited carbon High stability 1/8 to 2 watts Bulletins DM and DC</p>	 <p>Variable carbon and wire wound Bulletins CTS and 2W</p>	 <p>Evaporated metal film 1/4 and 1 watt Bulletin CC</p>
---	---	---	---	---	---

For complete information write or mail coupon to

IRH COMPONENTS PTY. LIMITED

Australia's Premier Resistor manufacturer and a member of the IRH Group
THE CRESCENT,
KINGSGROVE, N.S.W.
TEL. 50-0111

POST TODAY

Please forward Bulletin Nos. _____ or
tick ☐ for complete catalogue.


NAME _____

ADDRESS _____


STATE _____



IRH69/G2



The fully developed three-stage vibrato system is shown above, clearly showing the sectional placement of various components. Again the same wiring technique is used for this unit, as shown at right.



no obvious counterpart in acoustic instruments.

A tremulant effect can be achieved by causing the gain or amplification of a stage in the amplifier to vary at the desired tremulant rate. Or, again, by introducing into the signal path a resistive element whose value varies in a cyclic manner. In current practice, this commonly takes the form of an LDR (Light-Dependent Resistor) illuminated by a small, rapidly flashing lamp.

More significant, however, is the fact that an electronic organ designer can outdo his acoustic counterpart by providing full vibrato. This can be achieved by suitably varying the operating conditions of valve (or to a lesser extent transistor) oscillators or by varying the reactive quantities in the frequency determining circuits.

Should it be considered desirable, there is no special problem about providing part tremulant, part vibrato, making either peculiar to individual organ voices, varying modulation depth and speed, or even providing different rates simultaneously for special effects.

It has been stated fairly frequently that there is not a great deal of difference aurally between tremulant and vibrato and this is, in fact, a conclusion one might easily reach, based on observation of single tones or even simple chords. In both cases, the main aural impression is a rapid fluctuation in the loudness of the sound.

With tremulant this is exactly what one would expect to hear, because the signal is, in fact, being modulated, in terms of loudness or amplitude.

With vibrato, or frequency modulation, the effect has to be explained on a completely different basis.

Imagine that a pure, unvarying tone is being propagated into a listening area. What the listener hears is a mixture of direct sound from the loudspeaker, with that reflected from walls, ceiling, structures, etc. The subjective loudness at the listening position is a random resultant of how the multi-

reflections add or cancel in terms of amplitude and phase but, provided everything remains fixed, so will the level of sound as heard.

But now change the frequency of the tone by a small amount. Immediately the pattern of reflections and standing waves in the listening area changes, as also will the amplitude and phase resultants at the listener's ears. An inevitable effect will be a change in the apparent loudness of the signal, in addition to the change in frequency.

In fact, there is good reason to believe that the average listener may react more to the loudness change than to the frequency change!

Evidence of this is provided by the fairly common complaint that the vibrato (not tremulant) in certain electronic organs can scarcely be heard when the player is listening to his own music only through earphones. On the loudspeaker, the vibrato may be quite heavy; on phones it is scarcely discernible.

Almost certainly, the explanation is that there is no pattern of reflections and standing waves between the transducer and the listener's ears and no cyclic variation in this pattern as the frequency is modulated. The listener is left only with pure frequency modulation, to which—surprisingly—he is less sensitive than he might otherwise have believed.

At first glance, this seems to confirm the idea that, in a typical listening environment, there is little to choose between tremulant and vibrato; that vibrato only has a clear impact on the listener when it is transformed by the acoustic environment into a loudness modulation.

For single or simple tones this is not far from the truth but the con-

tention breaks down completely when the reasoning is applied to complete chord structures and harmonically rich sounds, as commonly produced by electronic organs.

Assume a given chord structure, complete with harmonics, being played at fixed level in a fixed listening situation. The listener hears each component of the total sound, not just as a direct radiation from the loudspeaker but as a resultant of the direct sound and its multiple reflections. And, obviously enough, the pattern of reflections will be different for every single component of the total sound.

Now imagine that the frequency of all the oscillators responsible for the particular chord structure is shifted slightly. Immediately the standing wave patterns in the listening area will be affected—but not uniformly. At the listening position some components of the sound will increase in level by various amounts, some will decrease by various amounts and others will not be affected much at all.

A simple shift may not produce a very obvious aural effect but a constantly changing pattern certainly does and here the vital difference emerges, between pure tremulant and pure vibrato, as applied to an electronic organ.

With pure tremulant, simple tones or complex tones alike appear merely to be modulated in loudness.

With pure vibrato, all tones exhibit the expected tremulant effect, but the complex structures tend also to separate out as each individual frequency component behaves in its own individual fashion.

Additionally, in a live environment, new instantaneous frequency components are heard simultaneously with



Choose from the full range of quality Palace stereo equipment.

A NEW SOPHISTICATED STEREO TAPE DECK OF
UNCOMPROMISING QUALITY.

4-Track Stereo & Monaural Record/Playback


Separate Record/Playback & Erase Heads

Built-in Solid State Stereo Record/Playback
Preamplifiers

Records 4-Track Stereo or Mono from FM, AM, FM
Stereo or Phono Sources, Live from Mikes

Push Button 2 Speed $3\frac{3}{4}$ & $7\frac{1}{2}$ I.P.S.

\$170



\$43

SA80S 4W RMS COMPACT STEREO AMPLIFIER




\$69

AM-296 10W RMS SOLID STATE AMPLIFIER



\$116

AM-320 16W RMS SOLID STATE PREMAIN AMPLIFIER



\$162

AM-323 HIGH POWER 40W RMS SOLID STATE
PREMAIN AMPLIFIER

SOLE AUSTRALIAN REPRESENTATIVES.

GENERAL ACCESSORIES

VIEW THE FULL RANGE OF PALACE STEREO EQUIPMENT NOW AT YOUR LOCAL
STATE BRANCH SHOWROOM.

General Accessories
153 Sturt Street
South Melbourne 69 0300

General Accessories
81 Flinders Street
Adelaide 23 4022

General Accessories
443 Concord Road
Concord West 73 0211
and Sydney

General Accessories
46 Milligan Street
Perth 21 2501

Homecrafts - Tasmania
199 Collins Street
Hobart 2 2711

General Accessories
50 Little Edward Street
Brisbane 2 3093

the echo of what has preceded them in time.

In short, frequency modulation tends to impart an individual characteristic to tones and overtones which, aesthetically, have been locked more than they should have been. Thus, vibrato adds an order of complexity and a potential aural interest to chord structures, which is not provided by tremulant.

Is vibrato or frequency modulation, then, the obvious and best choice for electronic organs?

Not necessarily, and for a number of reasons.

The first is the very practical reason that it cannot easily be achieved when the tone generators are toothed wheels (as in most Hammond organs), reeds (as in early electronic Wurliizers) or some forms of transistor oscillator, which are more inclined to "stay put" than be swung in frequency.

A second reason is that, if the oscillators which supply the manuals also supply the pedal clavier by frequency division, vibrato intended for the melody and accompaniment is imposed on the pedal notes. This is usually reckoned to be musically undesirable because the vibrato frequency becomes too great a percentage of the music tone frequency.

A third reason is voiced by some but not admitted by others. This is that the percentage of frequency swing which might be regarded as musically desirable or appropriate for 8ft tones in the melody region, may be excessive for notes in both the lower and upper region.

In the lower register, heavy vibrato is judged by some to be unnecessary and unpleasant, for reasons which differ only in degree from those which apply to the pedal notes.

In the case of high notes and overtones, the interplay of numerous rather wildly deviating frequency components can produce resultants which impart an unpleasant quality to the final sound. Nasal, unnatural, off-key are some of the adjectives used to describe this situation.

Out of these circumstances, of both choice and necessity, has emerged another technique — that of modulating the phase of the organ tones at some convenient point within the amplifier chain. Advancing and retarding the phase of the signals in a periodic fashion has a rather similar effect to varying the frequency.

The method has the advantage that it can be applied to individual pre-amplifier chains so that in more complex instruments, it can operate on the manuals but not the pedals, on individual manuals or even on particular voices. Such flexibility involves additional circuitry but this is not such a problem in these days of transistors and ICs.

An additional and interesting characteristic of most practical phase modulation circuits is that they tend to produce maximum phase shift in a frequency region, which can be selected, with a diminishing amount of phase shift towards the lower and higher frequencies.

This means that the aural effects expected of a vibrato system can be achieved for frequencies in the melody region of the keyboard, with a diminishing amount of modulation in

the lower register (particularly the pedals) and for the higher order overtones.

Phase modulation therefore has a strong appeal to the designer who finds tremulant inadequate but who is unable or disinclined to apply vibrato to the basic tone generators. Or again, to the designer who wishes to provide vibrato selectively for individual manuals and voices, which are derived

from a common oscillator/divider in series from collector to emitter.

The circuit differs from some earlier configurations in that the output from a network is strung between two active signal sources, not between one such source and earth.

Looking back from the output terminal there are two impedances, one the frequency conscious reactance of C and the other a variable resistance R ,

A basic phase modulating circuit, which is essentially a split load type phase splitter, is shown at right. A detailed explanation is given in the text.

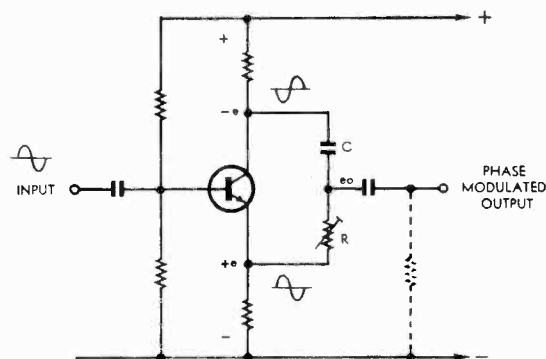


Figure 1

from a common oscillator/divider system.

In general terms, the amount of pure vibrato effect which can be obtained by not-unduly-complex phase shifting systems is less than can be obtained by direct frequency modulation of those basic generators which are amenable to the treatment.

It is therefore substantially true to say that frequency modulation of the basic generators can produce a more dramatic vibrato more easily, than can phase modulation within the amplifier chain. For the reasons already explained, however, frequency modulation can produce a greater array of undesirable effects and phase modulation may therefore be described as more modest but "safer" in its application to a wide variety of voices.

Phase modulation can be achieved in a number of ways, some of them mechanical, as by rotating capacitors or capacitive switches, rotating transformer elements or rotating loudspeakers. Electrical systems include sequential sampling of the 180-degree displaced signals across a push-pull signal source and/or deriving signal from an R/C phase-shifting network of which one or more elements are varying in a cyclic fashion.

In applying these systems a major problem is to achieve phase modulation without simultaneously modulating the amplitude. It is all too easy to end up with a system which is more akin to tremulant than vibrato.

Two practical phase modulating vibrato circuits follow. The first is a relatively simple approach, providing only a limited frequency shift effect. The second circuit, while more complex, is capable of providing a substantial phase shift, resulting in an entirely acceptable vibrato characteristic.

The basic phase modulating circuitry is shown, in simplified form, in figure 1. In essence, it consists of a single stage phase splitter providing two signal sources, one at the collector and the other at the emitter, out of phase by 180 degrees. The modulated output is taken from the junction of a capa-

connected to the independent out-of-phase signal sources. Operation of the circuit may be understood by considering the limiting values of R , infinity and zero.

If R has an infinitely large value, signal output will come from the collector, with a phase angle of -180 degrees with respect to the input, via the reactance of C . On the other hand, if R is zero, the output will come from the emitter with a phase angle of zero. The relatively high reactance of C compared with the zero resistance will have negligible shunting effect.

For intermediate values of R , the output phase will swing between the limits of -180 and zero degrees. There will be no reaction on signal amplitude—provided the junction point is not significantly loaded by the external following circuitry.


To explain in detail this variable-phase constant-amplitude characteristic would require resort to a vector, or more correctly, a phasor diagram. Those who understand such diagrams should have no special difficulty in working out what goes on. For those without as much background it may be sufficient to suggest a vector resultant of constant length, rotating from zero phase angle to -180 degrees and back again, with its tip describing a half-circle.

Ideally, the value of R should vary between zero and infinity for maximum modulation but, in practice, we must be content with a swing between two finite limits. This practical limitation modifies the modulator's basic characteristics, fortunately to advantage in certain respects.

A resistance variation between zero and infinity would theoretically provide a full 180 degrees modulation over the whole frequency range but, in practice, the finite resistance variation compared with the reactance of C results in modulation of less than 180 degrees peaking at one particular frequency. At frequencies above and below this point the phase deviation tapers off gradually.

While the reduction of maximum phase deviation from 180 degrees is

Two for the road from Nova-Tech



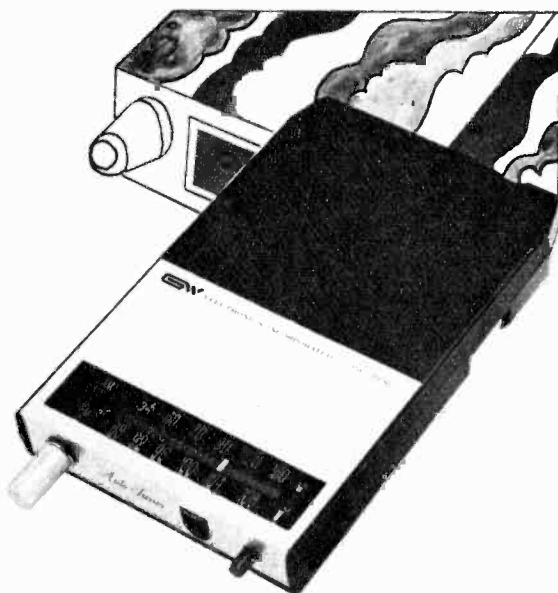
CR-620 Car Radio and Stereo Tape Player. Nova-Tech puts a 100-piece orchestra into a mini-car, or a cosy session with Liza Minelli, in full stereo. The Nova-Tech CR-620 is an eight-track car stereo tape player with an AM receiver combined—the only one of its kind. Installation and operation are remarkably simple, and the sound is rich and full; concert-hall realism if you like. The all-transistorised circuit uses 16 transistors and three diodes, and is designed with a unique automatic selector system: push-in tape cartridge for stereo tapes; pull out for radio. **\$169.90.**

C-100 AM/FM Cartridge Tuner. Nova-Tech turns your cartridge tape player into a broadcast radio. If you've already got a cartridge player installed then this is the tuner that will out-perform all others. Simply slide into the cartridge aperture and you've got brilliant AM or FM reception. That's because of the precision manufacturing and 6 silicon transistors, 9 diodes and shockproof case. Fits any standard 4 or 8-track player system. **\$69.90.**



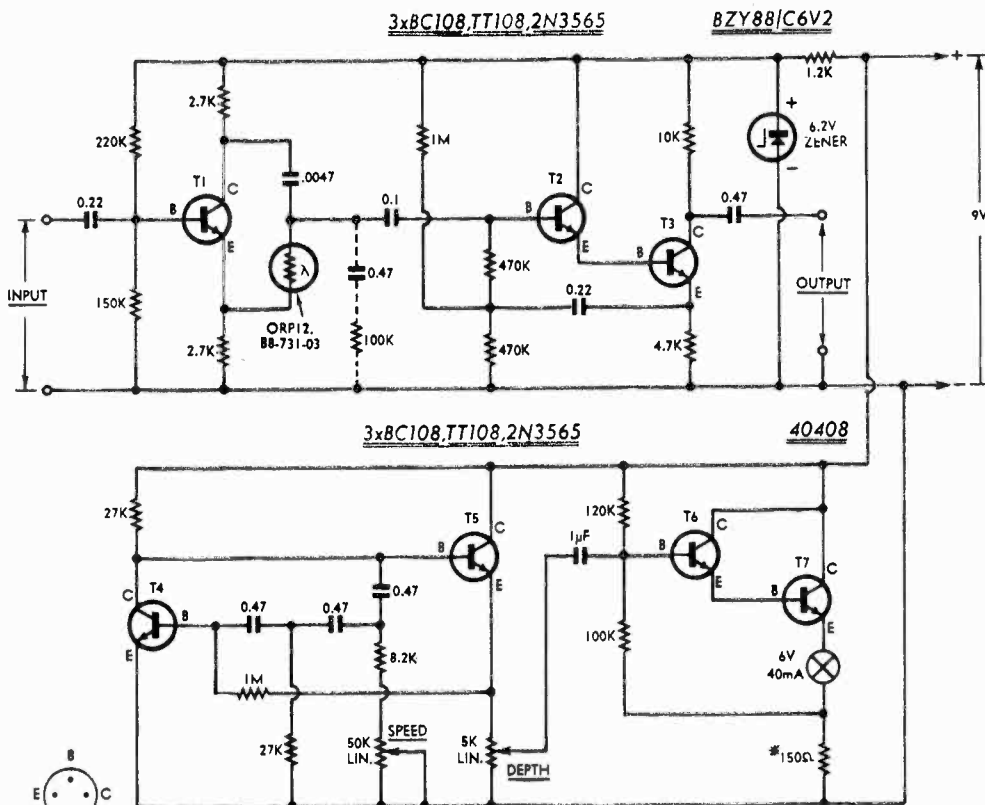
nova-tech, inc.

(Inc. in U.S.A. Limited Liability Company)
212 New South Head Road, EDGECLIFF,
N.S.W. 2027



Trade Inquiries: Lawrence & Hanson Electrical N.S.W., Vic., Qld., S.A., Tas., N.T. Transerve Distributors, W.A.

A circuit diagram for the simple phase vibrato unit is shown at right. Main sections of the circuit are the lamp oscillator/amplifier section and signal modulating section containing the LDR.



a definite disadvantage, the progressive reduction of modulation for frequencies towards either end of the musical range may be regarded as a desirable effect, for reasons explained earlier in the article.

It is also interesting to note that while constant amplitude is a natural characteristic of the circuit, an amplitude or tremulant effect can be obtained by deliberately introducing some loading between the signal output point and earth, as shown dotted. This extra loading forms a voltage divider with resistor R and variations in the latter then affect the amplitude of signal reaching the following stage.

For application as an organ vibrato system the value of R must be made to vary electronically at a rate of between 5 and 8 Hertz. To accomplish this, a light dependent resistor or LDR is used and its resistance is varied by a source of modulated light.

Ideally, the variation of resistance should be equal in both directions about a centre value, resulting in symmetrical modulation of phase angle about a reference point. Unfortunately, the resistance characteristic of the LDR-lamp combination is by no means linear; it is, in fact, rather exponential in shape.

While in theory it would be possible to obtain a linear resistance characteristic by driving the LDR's light source from an asymmetrical waveform, the generation of such a complementary waveform would be a rather difficult task. Added to this is the variation in resistance characteristic between LDRs of the same type, requiring individual compensation.

Accepting that the LDR's associated incandescent lamp must be driven with a symmetrical waveform, we are consequently restricted to a relatively small resistance swing to obtain reasonable modulation linearity. In the circuits presented here the modulating waveform is sinoidal with the lamp(s) driven from a class A amplifier consisting of two transistor stages.

Essentially, the amplifier is a compounded emitter follower, comprising transistors T6 and T7, as shown in the

circuit of figure 2. Sufficient current amplification to drive up to three 6V 40mA lamps is available, with the addition of negative current feedback to stabilise their operating points and raise the input impedance of the driving stage.

The quiescent operating point of the lamp should be such as to produce an LDR resistance of about 18K. This can be adjusted by means of the 150 ohm resistor in series with the lamp. Depending upon the exact mechanical set-up and proximity of LDR and lamp, the above condition will be met with approximately 1.2 volts across the lamp.

It is important that the LDR resistance be set between 15 and 20K in the quiescent condition, otherwise there will be a displacement in the frequency of maximum phase deviation, which should be approximately around centre keyboard.

Modulating signal for the unity-voltage-gain lamp amplifier is generated by a phase-shift oscillator, T4. As readers will no doubt recall, this oscillator depends upon the inherent phase shift in a resistance/capacitance network. By adjusting one of the resistance arms, in this case the 8.2K resistor and 50K potentiometer, the oscillator frequency can be varied.

An emitter follower (T5) functioning as an impedance buffer then delivers the signal to the lamp amplifier via a 1uF plastic capacitor. Note that this capacitor must be a plastic or other non-polarised type; electrolytics are not suitable. With the 5K potentiometer in the emitter of T5 the signal level can be adjusted, thus providing a modulation depth, or deviation control.

For simplicity we used potentiometers for both the speed and depth control in the prototype oscillator/

amplifier combination. However, some may wish to provide pre-set speed and depth controls, usually in the form of rocker switches, on an organ console and these may be arranged in the present circuit if desired.

Turning now to the actual modulating stage (T1) in the circuit of figure 2, it will be seen that there is very little difference between it and the basic stage of figure 1. The collector and emitter load resistors are relatively small in value, providing sources of constant voltage. Either an ORP12 or B8-731-03 LDR, in conjunction with a .0047uF capacitor, may be used in the series network between collector and emitter.

Output from the modulator is coupled via a 0.1uF capacitor to a compounded stage having an input impedance of several megohms. As already mentioned, high impedance is vital, as any loading of the modulator will introduce amplitude modulation, i.e. tremulant.

This following stage, comprising transistors T2 and T3, employs "bootstrapping" of bias resistors to obtain the very high input impedance. At the same time it provides a voltage gain of two, off-setting a small loss in the modulator.

A maximum phase swing of about 120 degrees is available from the single modulating stage, as presented. This may be considered quite sufficient for a classical organ situation, particularly as it is possible to augment the phase modulation with a judicious level of amplitude modulation.

This may be introduced by loading the output of the modulator stage with a capacitively coupled resistor. A suggested value of 100K in series with a 0.47uF capacitor is shown in dotted form. For increased amplitude modu-


Figure 2



SIMPLE PHASE VIBRATO UNIT

1/EM/21

MAXIMUM power **MINIMUM** space **MODERATE** cost



STABILISED MODULAR POWER SUPPLIES

The Advance PM Series of Stabilised Modular Power Supplies has been developed to meet the need for a range of units each capable of giving the **maximum** power in the **minimum** space at **moderate** cost.

Designed and engineered in the modular form of construction, the units are intended to be used as integral parts of other equipment, either singly or in multiples. They are fully transistorised and the use of all silicon semiconductors permits operation up to +60°C.

An overload circuit, with automatic reset, offers complete protection against short circuits and ensures the resumption of normal working when overload is removed.

All models are capable of being operated in series or parallel for higher power requirements, and whilst they are of open construction, the units can be supplied with a cover if required for bench working.

Features include • Voltage Range 0-50 Volts according to model • Current Capability 500 mA to 10A according to model • Single or double moduled units • Standard or High Reliability ruggedised units • Fully Transistorised • All Silicon Semiconductors • Series and Parallel facilities • Priced from \$60 plus Sales Tax if applicable.



Distributed by—

jacoby, mitchell & co. pty. ltd.

469-475 Kent Street, Sydney. 26-2651

MELBOURNE
30-2491/2

ADELAIDE
53-6117

BRISBANE
2-6467

PERTH
28-1102

LAUNCESTON
2-5322
JM16—68

(Continued on page 173)

The fully developed vibrato circuit is shown at right. An important point to note is the sectionalised configuration of the circuitry. The lower section comprises the lamp oscillator/amplifier while, above the signal circuitry may be divided into three main sections.

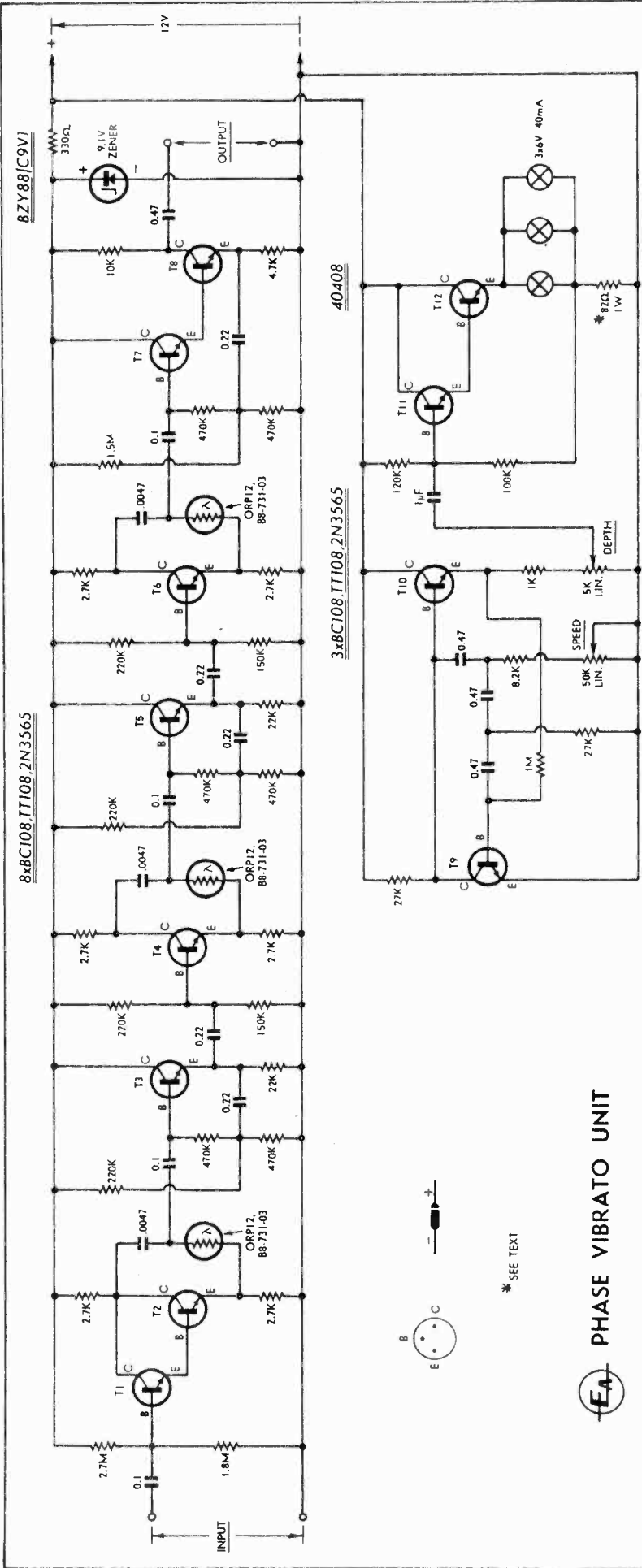


Figure 3



3 OF A KIND WITH A DIFFERENCE

PE31

(PE31R & PE31K) Long Play Tape
A hard wearing Long Play Polyester base tape that stands up to rough treatment, PE31 is especially designed for professional and semi-professional uses. PE31 is unaffected by changes in temperature or humidity because it's tropicalised.

PE41

(PE41R & PE41K) Double Play Tape
The universal tape for all fields of application. A tape with great flexibility on a pre-stressed polyester base. This is the all purpose tape for the amateur. As with all Agfa polyester tapes, it is unaffected by changes in temperature and humidity. Recommended for 4-track and 2-track recordings on home recording equipment.

PE65


(PE65R & PE65K) Triple Record Tape
Because PE65 is so thin any spool of PE65 WILL HOLD twice the length of longplay tape. This doubles the playing time. Like all Agfa polyester tapes, it has high resistance to wear and tear in spite of its thinness. The outstanding flexibility of Agfa PE65 ensures close contact with the recording head. Recommended especially for four-track recorders.

PE31PE31RPE31KPE41PE41RPE41KPE65PE65RPE65K?



PE31-PE41-PE65

(in Cardboard Archive Box)
Agfa PE (POLYESTER) tapes are available in the famous cardboard swivel box. This pack allows you to file your tapes in a library fashion.



PE31R-PE41R-PE65R

(in transparent economy pack)
The transparent economy packs are easy to store, and are very reasonably priced.



PE31K-PE41K-PE65K

(in attractive Novodur Plastic Swivel Type Box)
Perfect for the enthusiasts. This pack allows you to store your tapes in a neat compact library. The Novodur pack is attractive, and also permanently dust-proof and unbreakable.



Agfa Magnetone Universal Mailing Cassette

3" Agfa tapes are available in this attractive, unbreakable mailing cassette. This cassette is ideal for mailing to friends interstate or overseas.



Compact Cassette

Also available are compact cassette C60 supplied with PE65 Triple-Play tape and C90 with PE85 unrecorded.

Write for FREE leaflet on Agfa Recording tapes and accessories.

AGFA-GEVAERT LIMITED

P.O. Box 48, Nunawading, Victoria. 3131

NAME (PLEASE PRINT)

ADDRESS

STATE POSTCODE

*Registered trademark AGFA-GEVAERT Antwerp/Leverkusen.

AGFA-GEVAERT LIMITED • MELBOURNE • SYDNEY • BRISBANE • ADELAIDE • PERTH



Forum

Power line interference problems

This month's "Forum" is of the kind that an editor can't help but like: It calls for a certain amount of arrangement, but not much original writing. In it, readers comment on various matters which have been discussed in recent issues.

Conducted by the Editor

There is, for example, the matter of interference radiated from high voltage power lines — a problem which continues to build while the authorities continue to shrug off their responsibilities. A Victorian reader has this to say:

"Your editorial on the subject of power line interference reminded me of what I saw (and heard) when at Coolangatta some time ago. In this coastal town on the Queensland/N.S.W. border, interference to radio reception can be very severe at times. Underground cables would appear to be the only satisfactory answer.

"Again, when walking along dark roads at night south of Geelong, in the neighbourhood of Leopold (Vic.) I have seen continuous discharges across the insulators of the high tension lines, apparently due to the salt-laden air.

"I have an interest in radio historical research and my mind goes back to the Interstate Electric Conference in 1903. Apparently the P.M.G. Department were afraid of something of the kind eventuating and sought to control transmission lines, etc., in a way which the States regarded as over-stepping the Post and Telegraph Act and the Wireless Telegraphy Act; also exceeding the powers conferred by the Commonwealth Constitution and infringing on the powers of the States.

"The incumbent minister was Sir Philip Fysh, a Tasmanian businessman of substance, who promptly settled the dispute by ruling that the P.M.G. Department must not try to take on too much responsibility!

"Yet, if someone causes radio interference, the P.M.G. Dept. is supposed to be able to act. This should surely apply to power lines.

"When one tries to get something done which is on the borderline of authority between the Commonwealth and the States, things are complicated by inter-governmental jealousy. The Federal Attorney General's Dept. might be the body to look into it.

"Incidentally, therapy plants, X-ray plants, etc., are other possible sources of interference, with specific problems occurring everywhere from the very high to the very low frequencies. There was the instance of a medical installation at Footscray which produced enough radiation for the signal to be heard in America!"

(E.C., Heidelberg, Vic.)

To which one must surely remark: "That's quite a signal."

Just imagine walking into the surgery or consulting rooms and finding the walls plastered with QSL cards.

Or lying there being irradiated by a device that keeps buzzing away: "CQ DX... CQ DX GPs..."

Funny? In print, maybe.

But not when radiating devices (which are not transmitters within the meaning of the Act) add their quota to the radio frequency noise ambient, untouched and untouchable in this enlightened (?) land.

A reader from Western Australia also voices his dismay at the rising interference problem and comes up with a specific suggestion.

Dear Sir,

"Your recent editorial entitled 'Anybody seen Jack?' was right to the point. Is it not time that the Radio Branch of the P.M.G. was dropped out of existence, with the Federal Government introducing a similar department to the F.C.C. in U.S.A.?"

"As a DX'er for many years in both New Zealand and Australia, I can say that the QRM problem is one that concerns every reader of your journal. 'Electronics Australia' is in the best position to coax the wheels into motion to have radio and television transmission and reception of all types — and the interferences with it — controlled by one specific body rather than by a Government Department which has a variety of involvements over and above radio and TV."

(D.McK, South Perth, W.A.)

Mention of the F.C.C. may, of course, bring sneers from some quarters for its present involvement in tobacco advertising, its fumbling of radio and TV station licensing and its inability to cope with larrikinism on the Citizens' Band.

The matter of tobacco we'll leave for others to argue. As for the organisational problems, the lesson may well be the reverse of what appears on the surface. If a specialist body is experiencing so much difficulty in administering the problems of the radio frequency spectrum, how much longer do we think we're going to get away with departmental sub-groups, divided responsibilities and a sheer lack of legal authority to do what should be done?

27MHz transmissions

Mention of the Citizen Band situation in U.S.A. leads naturally to a letter from a reader in New Zealand. He writes:

Dear Sir,

"Your editorial in the November, 1968, issue was right to the point. The Citizens' Band Radio Club in New Zealand has gone altogether too far. They have QSLs, call CQ, and chase DX.

"In general, they use ground plane antennas and — the greatest insult in my eyes — call themselves radio amateurs!


"The Post Office should solidly restrict the power to 125 milliwatts except for approved stations which, by the nature of their use, need higher power — say 1 watt. Two stations I have heard recently had vibrator hum... for one watt!

Some 27MHz operators will even QRM anybody that interferes with them. A concrete example of careless

Play It By Ear With CROSS FIELD HEAD

—Frequency Response: 30 to 23,000 cps ± 3 db at 7 1/2 ips—

- *The wide frequency CROSS-FIELD HEAD
- *4-track stereo/monaural recording and playback
- *All solid-state 40 watts music power
- *4 speeds, 3 heads
- *Automatic shut-off
- *Automatic pinch wheel release
- *Automatic lever release
- *Magnificent oil finished wooden cabinet or vinyl leather cabinet



Model M-9




Model X-V

Model 1710W

Model X-150D/AA-5000/SW-130

AKAI

AKAI ELECTRIC CO., LTD.



Magnecord Sales & Service 210 Clarence St., Sydney, N.S.W./3 Albury Rd., North Balwyn, VICTORIA/399 Montague Rd., West End, Brisbane, QUEENSLAND/8 Arthur St., Unley, S.A./579 Murray St., Perth, W.A.
Homecrafts, Petrie St., Canberra, A.C.T. J.B. Young, Giles St., Kingston, A.C.T.

interference occurred recently when I was trying to use a 27MHz unit as part of my job. The channel was jammed completely by a solid carrier, with a background of vibrator hum. Apparently he was loading up an aerial or carrying out other air tests.

(A.L., Stratford, N.Z.).

Signals on the mains

The same reader comments elsewhere in his letter on the subject of signal tones on the power mains. Superimposed on the lines by the power authorities and used to control switching functions on the system — sub-stations, lights, hot water services, etc. — the tones can penetrate P.A. amplifier, electronic organs, domestic amplifier systems, causing annoying whistles. We quote:

"Recently, you commented on ripple injection for load control on power mains. In New Zealand the Boards are charged on their KVA peak demand and, by closely controlling the peak load, a big saving can be effected. I believe that the saving is about NZ \$150 per year per controlled KVA.

"Ripple is either about 1000Hz or 500Hz. The lower frequencies cause less trouble but it can still happen. In my area the system operates on 530Hz and causes no trouble. The injection level is only about 1 volt but I understand that levels approaching 5 volts are used by other bodies.

"I understand that, if a choke filter is used, very little ripple gets into a set but, if trouble persists, a capacitor of about 0.1uF across the rectifier output helps."

Our correspondent's observations about the 5:1 difference in injection level confirms my own conviction: namely that the rising incidence of readers' complaints, plus personal observations, has to do with a tendency for supply authorities to sneak up the level of injected signals to save having to set the responder equipment too finely, and therefore more prone to accidental triggering.

The higher the control voltage that can be used, the better — until the customers start to complain! And in some areas that level has plainly been exceeded.

However, I find the suggestion quite unconvincing that the tones can be blocked by the addition of a simple inductor or capacitor. In some of the instances which we have observed or heard about, the equipment has been fitted as a matter of course with a regular line filter, with virtually no effect.

In fact, this is not surprising because the usual kind of line filter, containing a couple of inductors and up to four capacitors is intended to discriminate against interference in the radio frequency region, usually over the bands of interest from 500KHz upwards. A line filter intended to discriminate against energy in the 1KHz region would need such large values of inductance and capacitance that it would seem to be quite impractical. Some kind of resonant filter would be the only answer.

Again, I cannot see how a 0.1uF capacitor across the output of the

TECHNICIANS' SALARY LEVEL

Dear Sir,

I would like to comment on a letter in your January issue from a Mr George A. Wiffen, of Melbourne. He comments on the fact that he is unable to get suitably trained men for service in Papua-New Guinea.

Sir, I can tell him in one word: Pay.

To quote him, a "good" technician can earn up to \$3,696 per annum, including allowances, but with an additional allowance of \$360 for married men.

Well, Mr Wiffen, a good technician with similar qualifications and taking on similar responsibility can get a basic salary of \$3,500 as a first year B-grade

technician at any of Australia's tracking stations. With shift penalties, location penalties, etc., the same technician can double this amount and still work a 40-hour week.

Even the R.A.A.F. pay their married technicians a minimum of \$3,900 per annum (approx.) and, in the majority of cases, subsidise their housing expenses to a certain extent also.

The answer is obvious. If Mr Wiffen (or anyone else for that matter) wants good technicians, especially in remote areas, he must be able to offer them as much as they are able to get at home — or better.

R.B. (Dee Why, N.S.W.).

Abbreviations, poor words

Some 12 or 13 years ago, when I was employed by the British Broadcasting Corporation in England, I remember a memo coming round saying that in future B.B.C. would be printed or written without full stops after the individual letters. In other words, B.B.C. was out. As I notice that you still put B.B.C. in your articles I thought you might be interested, as to my mind BBC looks much neater. Perhaps you would like to confirm this detail.

The other point I wish to bring to your attention is the use of the ghastly word 'alright' in a recent advertisement.

rectifier would help. Such a capacitor might conceivably bypass RF type interference but I fail to see how it could influence the response to 1KHz energy when it would simply be in parallel with a large number of microfarads, represented by the normal and existing filter.

In fact, before one can get very far in discussing how to keep 1KHz energy out, it is essential to have some idea as to how it gets in. Perhaps stray paths — resistive, capacitive, inductive, per chassis currents etc.—which cause negligible trouble at 50Hz, are penetrated much more readily by 1000Hz, even at low voltage.

But then again, should the consumer really have to try to figure all this out and become responsible for preventive measures? Should he really have to take precautions against something that should not be there in the first place?

★ ★ ★

The second letter on this page draws attention to abbreviations and words used in the journal.

While we accept the criticism in the spirit in which it is offered, the style to be adopted in abbreviations is one that bugs any company concerned with producing a wide range of publications.

One of our basic "house" rules is that full points should be used in abbreviations which cannot be pronounced as a single word. We've had to buck this rule with abbreviations of technical quantities; firms and or-

vertisement. 'Alright' is not a word, not a real word, and if it were it would probably mean something quite different from 'all right,' in the same way that 'already' and 'altogether' mean something different from 'all ready' and 'all together. You sometimes tell correspondents that you are not responsible for what advertisers put in the space they buy, but as I believe you have also said that you would change 'c/s' to 'Hertz' you must have some system of control. I hope that in the future it prevents the marring of a fine magazine in this way.

K.F. (Darwin, N.T.)

organisations provide more scope for fun and games because many omit the full points just as diligently as others put them in. A few seem not quite to have made up their own minds.

But if K.F. really wants to pick a fight, he should get a copy of the Sydney phone directory. There, at the start of each letter listing is a great collection of initials, all replete with full points, company style notwithstanding!

As for the word Hertz, we have not sought to coerce advertisers into using it. We have stated clearly our editorial policy and have tried to stick to it. We hope that advertisers gradually fall into line for the sake of consistency but, if any of them insist on using the older terminology, they have a reasonable right to do so.

As far as odd-ball words and phrases are concerned, we simply don't have time to read advertisers' copy for literary merit and enter into debate as to why we think it should be changed.

If the copy is obscene, slanderous, patently dishonest or in contravention of accepted advertising industry practices, we would step in for our own protection as publishers. But we certainly couldn't sustain the position where we tried to alter or debate any phrase that we didn't happen to like.

As for the term "alright," it has all the signs of a word in the state of being born. Webster's describes it as being commonly used but not recognised by authorities. ■

FROM
TOYS...
TO
SPACE SHIPS...

HAMLIN MAGNETIC REED SWITCHES

Proximity switches, thermostats, remote readouts, appliances, toys, float switches, space ships—the list of applications which could incorporate Hamlin Magnetic Reed switches is as unlimited as Man's ingenuity in devising ways of using them. Dependent only on a magnetic field for their operation, and isolated from the harmful effects of environment, reed switches have an exceptionally long life (in excess of 100 million operations) and are ideally suited for high speed switching (operating time less than 1 millisecond). The package density of reed switches is of course less than solid state devices but because of the simplicity of the reed switch in comparison with transistorized logic circuitry, the switching cost could be much less.

Hamlin Reed switches have met every conceivable test in a broad range of environmental and electrical applications. As the pioneer in the development of dry-reed switches, Hamlin offers the widest selection and is the industry's largest producer of magnetic reed switches.

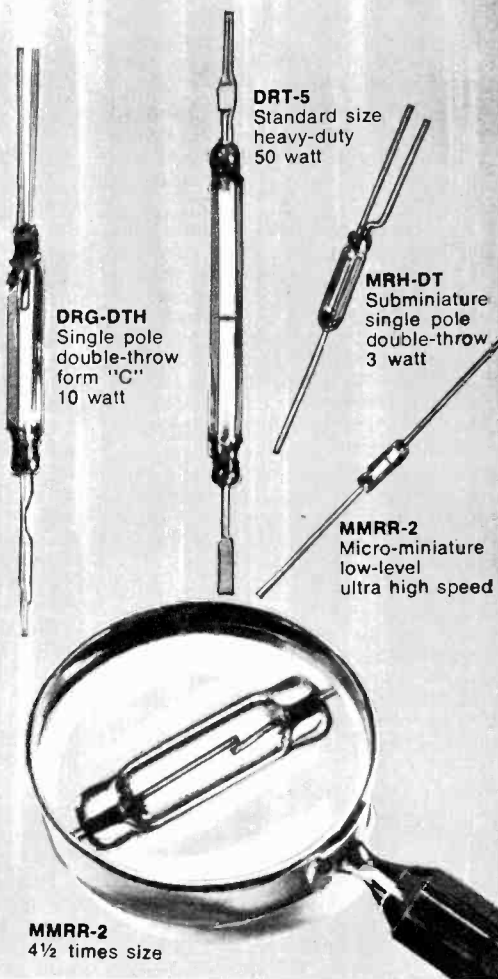
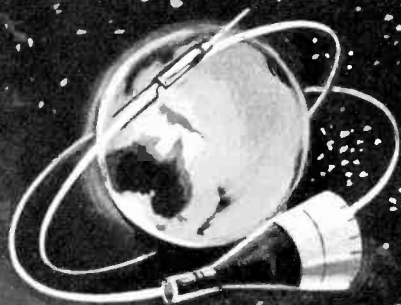
They are available with contacts of gold, silver, tungsten, or rhodium for switching various load types. Mercury wetted contacts are used to eliminate contact bounce. Nitrogen or hydrogen, at various pressures, offer inert atmosphere for clean operation, while evacuated switches are used for high voltages.

There are dozens of reed switches designed for specific load requirements, such as low-level dry circuit loads, or high voltage loads. Various switch configurations in different sizes, ranging from the standard through to micro miniature (Grain of Wheat), are available in single pole throw or single pole double throw. Also with contacts mercury wetted, biased, polarized, or spring loaded. All Hamlin switches are further classified in close tolerances according to magnetic sensitivity. Depending on switch design, these ranges are from 20 AT to 150 AT for pull-in and 10 AT to 100 AT for drop-out.

HAMLIN MAGNETIC REED SWITCHES
FIRST AND FINEST IN THE FIELD
IRH COMPONENTS PTY. LIMITED

(A subsidiary of International Resistance Holdings Ltd.)

THE CRESCENT, KINGSGROVE, N.S.W. PHONE 50 0111



Versatile circuits for LV Lamp Flashers

This brief article describes two circuits for flashing warning lamps which can be used on parked motor vehicles, trailers, boats and stationary obstructions. In addition, a suitable modification is shown which allows the flasher circuits to be automatically switched on at nightfall and off again at daybreak.

by Anthony Leo

The lamp flasher circuits described here are intended to fulfil a need which, although not universal, is very real to those who may require such a device. However, they will no doubt appeal to a number of experimenting readers who will find a diversity of uses for a flashing lamp.

Primarily though, the lamp flashers are intended as warning devices for use on parked or broken-down vehicles, caravans, trailers or other stationary obstructions. Possibly the most useful application would be as a warning for approaching traffic when changing a wheel or carrying out other repairs on the roadside at night. Further applications might include mooring buoy indicators or other navigational requirements.

The main requirement for a portable warning flasher is that it should have low average current drain to ensure prolonged battery life. This condition is satisfied, without reducing lamp brightness, by having a very short duty cycle in which the lamp is switched on for short bursts only. For the circuits presented here, the ratio of on time to off time is about 1 to 5.

Two circuits are presented, the first of which is a low current unit for portable or continuous operation (figure 1). Using a 12V 250mA pilot lamp with duty cycle of about 18 per cent, the average current drain is reduced to approximately 44mA. For portable operation the supply could be made up from two 6V lantern batteries connected in series, providing an operating life of several hundred hours.

As an alternative arrangement, a 6.3V 300mA pilot lamp could be used in the same circuit without any alteration, except for the power supply which could be a single 6V lantern battery. With this configuration the average current drain will be increased to about 50mA, slightly reducing the battery life.

It will be noticed that the supply voltage is shown connected to the circuit via a diode bridge network. The purpose of the network, which is the same as a bridge rectifier used in AC to DC power supplies, is to make the circuits insensitive to supply polarity. Thus the transistors are protected against the inadvertent application of wrong supply polarity which could have disastrous effects. Incidentally, any available 500mA diodes, or a suitable bridge rectifier could be used.

The polarity protection provided by

the diodes will be of particular value when the flasher is to be constantly connected to supplies of unknown polarity; or where darkness prevents the identification of battery polarity. However if the flasher is to be permanently connected to an external or self contained supply the diodes will not be necessary, and may be omitted.

The second flasher circuit, of which there are also two versions (figure 2), is designed to operate from a 12V auto accumulator with intermittent current levels of up to 1 amp. We used auto tail-lamps, in the mock-up circuit, having ratings of 6 and 12 watts or 0.5A

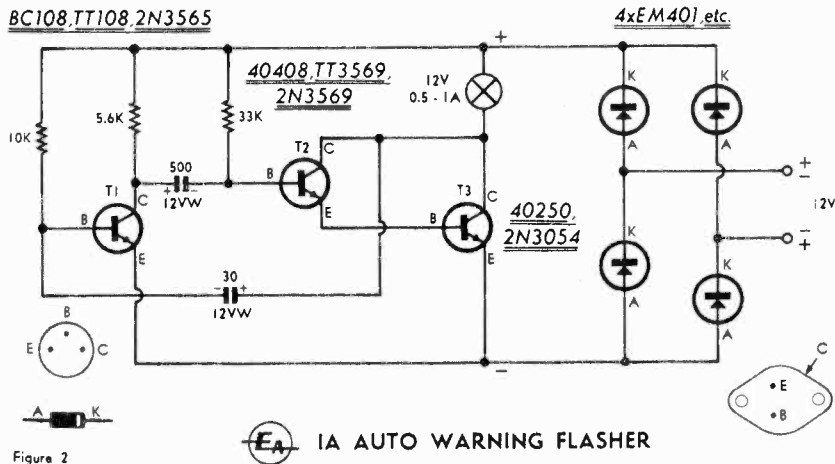
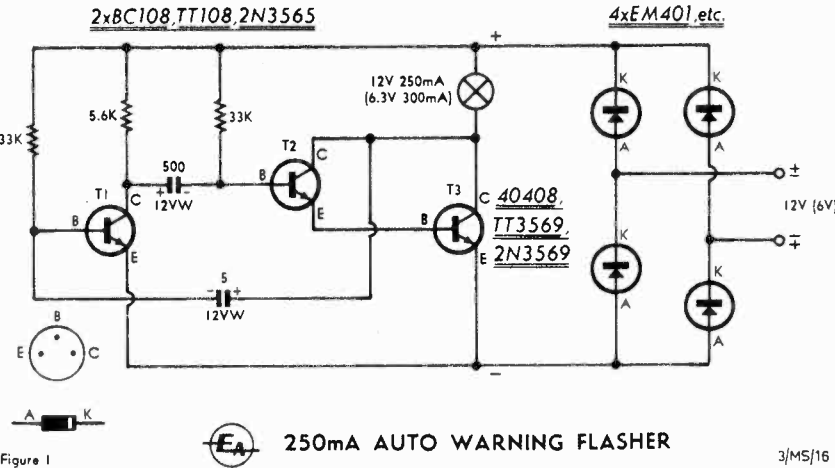
and 1A respectively. However, with short duration flashes the average current consumptions are quite modest.

With a 6-watt lamp and a duty cycle of about 15 per cent, average current drawn by the lower power version is around 225mA. However, if a 12-watt lamp is used the duty cycle is increased slightly to about 19 per cent with an average current consumption of about 350mA. Nevertheless, the current drain imposed on an auto accumulator by even the 12-watt unit is still quite modest.

Again, the supply voltage is connected via a diode bridge network for transistor protection. As the high current circuit is intended for exclusive use with an automobile accumulator as an emergency warning light, the protection network should be considered as essential. In this case the diodes or bridge rectifier should have at least a 1-amp rating.

The fundamental circuit configuration and operation of both flasher circuits is quite conventional, being that

(Continued on page 174)



Circuits for two lamp flashers, a low current unit and a high current version, are shown above. The flasher circuit with a current capacity of up to 1/4 amp and operated from 6 or 12 volts is shown in the top block, while a 1-amp 12-volt version is shown below.

A LOW-FREQUENCY CONVERTER

From time to time, we have been asked for a converter or other means of receiving some of those signals which are somewhat of a mystery to many, in the frequency domain below the broadcast band. This little converter has some interesting features and covers from 160KHz to 400KHz.

by Ian Pogson

We have been looking recently at the possibility of designing and developing some solid-state receiver front ends for the high frequencies and, while doing so, the idea of adapting such a design for the lower frequencies was also raised. The differences between a converter for low frequencies and those for the high frequencies are not very great and accordingly, we decided to have a closer look. The converter here presented, is the outcome.

Before dealing with the converter, it would be perhaps a good idea to outline what can be expected by listeners wishing to explore these lower frequencies. For the average listener there is, in fact, very little which would be of lasting interest. At the same time, however, there are certain services which may be of particular interest and value to other readers.

A report of the Australian Radio Frequency Review Committee gives details of all radio frequency allocations. From 10KHz, yes 10KHz, up to 160KHz, frequencies are allocated to such services as Radionavigation, Radiolocation, Fixed Maritime Mobile and Standard Frequency transmissions. From 160KHz to about 400KHz, Maritime and Aeronautical services may be found.

As we mentioned earlier, our converter only tunes down to 160KHz, leaving all below this frequency untouched. One of the main reasons for this is the fact that as one goes lower in frequency, it becomes necessary to provide coils of very high inductance and these become increasingly expensive and difficult to make. The problems are by no means insurmount-

able but the inductance required for the main tuned circuit would require many turns, even on a large ferrite rod. Also, the ferrite toroid used for the detector transformer would need a very large number of turns, to retain its efficiency. With these difficulties in mind, we accepted a deliberate limit on the lower frequency tuning point.

The type of transmissions which are tuned by our converter, between about 200KHz and 400KHz, are mainly set up as aircraft navigational aids and these are dotted strategically all over the continent. In the Sydney area, we have tuned in the signals from such places as Wollongong on 242KHz, Burragorang on 281KHz, Sydney on 317KHz, Richmond on 347KHz, Katoomba on 353KHz and Williamtown on 365KHz.

From our observations, all of the above stations except Sydney simply keep repeating their call sign in Morse Code. For example, the Katoomba station keeps sending "KAT" in code. On the other hand, the Sydney station transmits "SY" in Morse Code and then goes on to give such details as wind direction and velocity, barometer and temperature readings and other details which are helpful to pilots of commercial aircraft approaching the Sydney Airport.

From this, it would be reasonable to assume that the same pattern would exist around other capital cities of the Commonwealth. If you are interested in a continuous and up-to-the-minute weather report in the vicinity of your capital city, then such a converter would be worthwhile.

In addition, by using a ferrite rod

for the aerial tuning coil, it is possible to use it for direction finding. Provided you know where the various stations are located, the system could be used for navigation, whether over land or along the coastal waters.

In short, it would be wise to consider the foregoing and decide whether you really want or need a converter to cover this range, before going to the trouble and expense of building one.

Let us turn to the circuit and examine its various functions. We begin with a radio frequency amplifier. This uses a junction field effect transistor. At least two reasons are offered for this choice. Firstly, the type 2N5459 junction FET is not expensive and it is readily available. This gives us an opportunity to explore these relatively new devices and so become familiar with them. The second main reason for its use is that, unlike bipolar transistors with their low input resistance, the FETs have a high input resistance. As a result, we are able to avoid the need to tap down on the tuned circuit, as would be necessary to match into a normal base circuit.


The signal input circuit involves a coil wound on a ferrite rod tuned by an independent single-gang capacitor. The rod is one which is normally used for broadcast receiver use and is readily available. In addition to the tuned winding, we have provided a primary winding which may be used if you wish to use an additional aerial and earth system. The coil unit is quite easy to wind. To restrict the upper frequency tuning limit, a 22pF capacitor is shunted across the tuned circuit. Also, it was found necessary to damp the tuned circuit slightly with a 220K resistor. This was found necessary, in spite of the fact that the effective drain load of the FET is low enough to have a stabilising influence on the stage.

Although the spread in characteristics of the lower-priced FETs has been considerably reduced it is nevertheless still fairly wide; the value of 100ohms for the source resistor is about optimum to deal with the expected spread of characteristics.

Since we are using a ferrite toroidal transformer in the drain circuit, we decided to keep DC out of the primary winding by shunt feeding it via a 2.5mH RF choke, the DC voltage being blocked off by the .01uF capacitor.

Another unusual feature of this converter, is the use of the double balanced or ring modulator for the mixer. This circuit is commonplace in some telephone equipment but it is not often used in radio applications. However, it is emerging as a desirable type of mixer when associated with other solid state devices.

Features of the ring modulator, when used as a mixer, include its signal handling ability with a minimum of cross modulation and blocking. Also, when properly balanced, there is no break-through of any signal which





Already established as the most popular basic radio text book the **BASIC RADIO COURSE** has now been reprinted as

BASIC ELECTRONICS

with new and up-dated information.

Out now, only \$2.00

This 128-page text book is packed with diagrams and useful information about radio, hi-fi and electronics.

An ideal gift for either student or enthusiast.

An invaluable source of information for those who are curious to know **HOW** and **WHY** the many electronically based devices of today's world work.

It is written so you can understand it.


For a comprehensive review please turn to page 137 of this issue.

You can buy your copy of **BASIC ELECTRONICS** by calling personally at any of the offices of John Fairfax & Sons — **Sydney:** Sun-Herald Building, 235-243 Jones Street, or 26 Hunter Street; **Melbourne:** 392 Little Collins Street; **Newcastle:** 22 Bolton Street; **Adelaide:** 104 Currie Street; **Perth:** 847 Hay Street and **Brisbane:** 78 Elizabeth Street.

BASIC

THIRD EDITION
PRICE
\$2.00

ELECTRONICS



FORMERLY "BASIC RADIO COURSE"—
AN EASY-TO-READ INTRODUCTION TO
RADIO, HI-FI AND ELECTRONICS

EA "ELECTRONICS AUSTRALIA"
LIBRARY SERIES



To: ELECTRONICS AUSTRALIA:
Box 2728, G.P.O., Sydney, N.S.W. 2001.

Please send me copies of **BASIC ELECTRONICS** at \$2.20 posted within Australia. \$2.00 plus postage to overseas buyers (plus estimated for 11 oz. posted weight). Please enclose only a cheque, money order, Australian Postal Order, etc., **NOT CASH.**

NAME

ADDRESS

STATE


A SPECIAL 10% DISCOUNT is available on single-copy rate for bulk buyers of not less than 25 copies to radio clubs, youth groups. Please enclose remittance with order including estimated parcel postage or freight.

CHEST OF DRAWERS

Three types of Galvanised Chests measuring 17½in x 6¼in x 11½in, containing 16 drawers, each measuring 6½ x 3¼in x 2¼in.


- TYPE C.D.1. With 16 undivided drawers, \$7.00.
- TYPE C.D.2. With 16 triple compartment drawers, \$8.00.
- TYPE C.D.3. With 8 triple compartment drawers, and 8 undivided drawers, \$8.00.

The Chests are finished in blue hammertone stoving enamel, are complete with identification cards and packed in strong corrugated cartons. Provision is made for all units to be bolted together in tiers.



CHEST OF DRAWERS TYPE C.D.4.

A 17½in x 6¼in x 11½in Galvanised Chest containing 4 full-length drawers each measuring 15¼in x 6¼in x 2¼in. Finished in blue hammertone stoving enamel. \$7.00.



WRITE FOR FREE CATALOGUE AND PRICE LIST OF TOOL BOXES AND CHEST OF DRAWERS.

MODEL M6 FOUR CHANNEL TRANSISTORISED MICROPHONE MIXER



All four inputs accept standard two circuit Phone Plugs, while the output jack accepts a standard circuit Phone Pln Plug.

SPECIFICATIONS:

- Input Impedance: "Hi" Impedance for Crystal Microphone, etc. ● Gain: Approximately 6 db. ● Maximum Input Signal: 1.5 volts. ● Maximum Output Signal: 2.5 volts. ● Output for Minimum Distortion: 2 volts. ● Hum: 0. ● Battery: 9 volts.

Mono \$6.75 Stereo \$9.75

BELLPHONE



Pick up the receiver and dial push number desired.

Price \$9.00 per pair

KALTRO SVC TV-RADIO REMOTE CONTROL LISTENER



This TV-Radio Remote Control Listener is a combination of an extension speaker and a remote control station to regulate the sound of both the TV, Radio, Phono, or Hi-Fi set and the speaker incorporated in the Listener itself. In addition, up to two earphones can be attached for listening to the sound of the TV, Radio, Phono, or Hi-Fi set without disturbing others around you. Unwanted commercials can be easily cut off by merely turning down the control of the TV-Radio Remote control Listener. A modern designed plastic cabinet with easily adjustable fingertip controls ideal for use in home, office and business. Complete with earphone. 20ft of lead wire and installation instructions.

Price \$8.75



"PIPGRAS" HOLE PUNCHES

"PIPGRAS" Hole Punches are made from Alloy Tool Steel, and cut clean and accurate holes in sheet metal. They make a smooth, perfect hole without reaming or filing.

SCREW TYPE, ROUND

Supplied with "UNBRAKO" High Tensile Socket Screws and Wrenches. Cut holes in sheet metal up to 18 gauge.

Type	Nominal Size	Actual Size	Water Pipe Size (I.D.)	Pilot Size	Price Each
32.S	¼in	0.507in	—	¼in	\$2.17
40.S	¾in	0.618in	¼in	5/16in	\$2.17
48.S	¾in	0.742in	¾in	5/16in	\$2.80
56.S	¾in	0.884in	½in	¾in	\$3.80
64.S	1in	1.006in	—	¾in	\$4.10
72.S	1¼in	1.133in	¾in	¾in	\$4.53
76.S	1 1/16in	1.172in	—	¾in	\$4.53
80.S	1¼in	1.258in	—	¾in	\$4.97
88.S	1¾in	1.382in	1in	7/16in	\$5.97

With Heat Treated, High Tensile Steel Hex. Head Bolt and Nut.


Cut holes in sheet metal up to 16 gauge.

96.S	1½in	1.512in	—	9/16in	\$6.68
112.S	1¾in	1.762in	1¼in	9/16in	\$7.60
128.S	2in	2.014in	1½in	9/16in	\$8.33

THIS MONTH'S SPECIALS

- PK.633 Transistorised Tuners, 9 volt \$10.25
- PK.544 5 Transistor Miniature Push Pull Audio Amplifiers, 9 volt \$8.50
- Palace MD200 Audio Amplifier \$8.16
- Module Imp. 5000 Ohm. Output, 8-16 Ohm. 9 volt. \$5.50
- Zephyr 26 x A Crystal Microphones \$0.75
- Resistance Boxes. \$4.25
- Capacitor Boxes. \$3.00
- D X Switches. \$3.00
- Megapet Loud Hailers Transistorised \$7.00
- Stylouue. \$1.50
- Micro Stylus Scope. \$3.00

8 WATT STEREO AMPLIFIER MODEL SA-80S OPERATING MANUAL



SPECIFICATIONS

Output Power: 8 Watt, 4 Watts per channel.
Frequency Response: 60 to 15,000 cps. plus or minus 1 db.
Harmonic Distortion: Less than 3%.
Hum and Noise: 52 db below rated output.
Sensitivity: Phone (Crystal) 100mV 250K ohm.
Tuner 100mV.
Tube Complements: 12AX7x1. 30A5x2. 1S315x1 (Silicon Rectifier).
Dimensions: 5.1lb. 9¼in x 6¼in x 3in.

Price \$35.00


"PALACE" SOLID STATE STEREO AMPLIFIER Model AM-320



Power Output: 16W (8W per channel).
Frequency Response: 80-10,000 cps plus or minus 1dB 1W; 50-20,000 cps plus or minus 2dB 1W.
Harmonic Distortion: Less than 2% at 3W; less than 4% at 5W; less than 4.5% at 8W.
Tone Control: Bass plus or minus 10dB at 50 cps. Treble plus or minus 10dB at 10,000 cps.
Loudness Control: Plus 6dB at 50 cps; plus 4dB at 10,000 cps.
Input: Tape head 3.5mV; Mag. 3.5mV; Cer. 100mV; Tun. Aux. 150mV.
S/N Ratio: Minus 45dB.
Transistor complement: 2SB347 x 2, 2SB345 x 8, 2SB481 x 4.
Power Supply: 117V AC 50/60 cps.
Dimensions: 10¼in (W) x 3½in (H) x 8½in (D).

AM-V320 Upright.
Price \$92.00

BOOK SHELF TYPE SPEAKER SYSTEM MODEL SP-4S



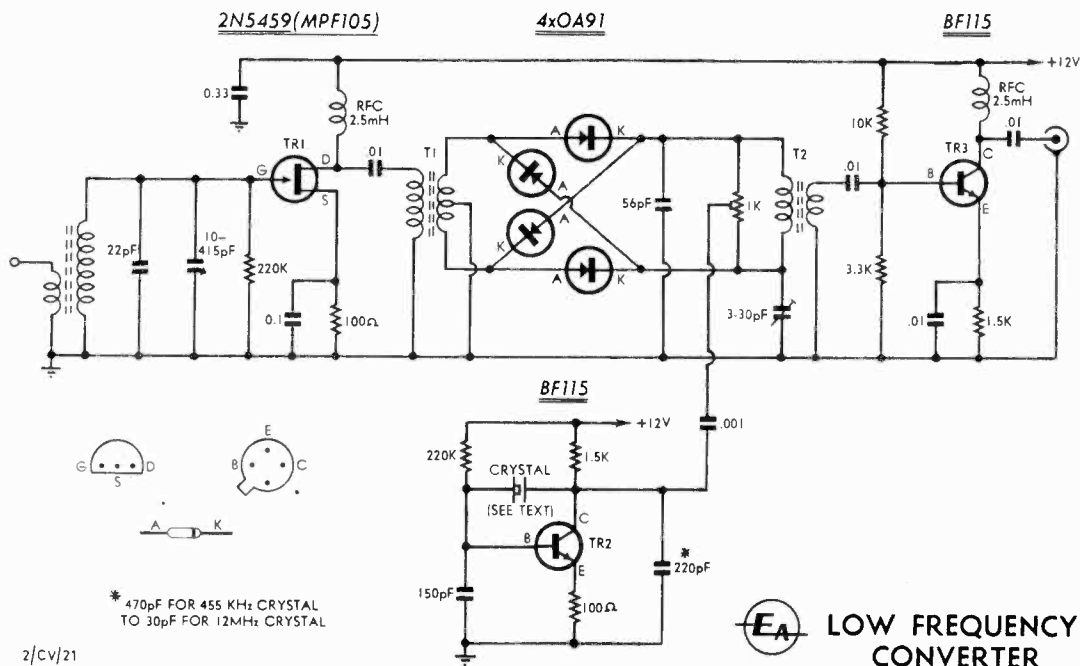
Speaker: 4in. 8 ohms.
Frequency Response: 70-13,000 cps.
Sensitivity: 93dB.
Power Input: 8W (Music Power).
Cabinet Size: 9¾in (H) x 6¼in (W) x 5¾in (D).
Finish: Walnut lacquer.

Price \$12.50

GENERAL ACCESSORIES

(A DIVISION OF ELECTRONICS INDUSTRIES)

116-118 CLARENCE STREET, SYDNEY 443 CONCORD ROAD, RHODES — 73-0211
BOTH STORES OPEN SATURDAY MORNING



The circuit is unusual in that it uses a FET RF amplifier and a ring modulator for a mixer. Both of these features make for desirable performance, particularly regarding signal handling ability and freedom from blocking and cross-modulation.

This circuit for the alternative self-excited oscillator, to replace the crystal oscillator, can be used either as a fixed or variable oscillator, as discussed in the text.

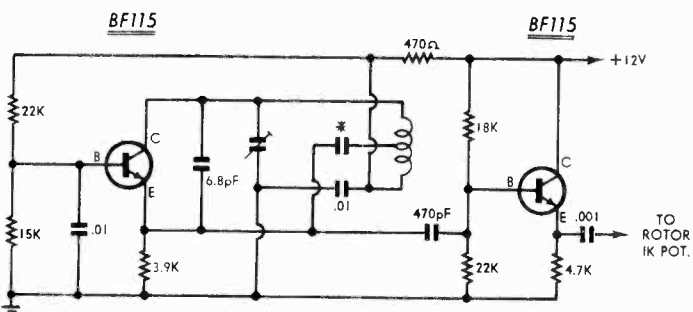


Figure 1

* SEE TEXT

is fed into it; only the sum and difference frequencies should appear at the output. Although the mixer has no gain of its own, this can be made up easily with a following amplifier.

As the output from the mixer turned out to be a little lower than may be convenient for some receivers, we decided to add an extra low gain stage. This consists simply of a BF115 transistor, arranged as a broad-band amplifier. Although the collector output will normally feed into the low impedance aerial terminal of a receiver, the gain will still be found to be adequate. In fact, we did try an emitter follower between the additional amplifier and the output but the available gain turned out to be little short of embarrassing!

Injection for the mixer is from a simple Pierce crystal oscillator. This oscillator, with the circuit constants given, will accommodate almost any crystal from 1MHz to about 8MHz. By raising the value of the 220pF capacitor to 470pF, crystals down to 455KHz will oscillate satisfactorily. On the other hand, by reducing the value of the 220pF capacitor to about 30pF, crystals up to at least 12.5MHz will oscillate.

By using a fixed crystal frequency from the oscillator, a high order of stability is obtained but it is, of course, necessary to tune the receiver into which the converter is fed; in effect, this becomes "tuneable IF." If a suitable crystal is not available, a self-excited oscillator may be used. It will

degrade frequency stability somewhat but not enough to prejudice use of the converter. More will be said about this self-excited oscillator later in the article.

At this stage, a word or two about the oscillator frequency would be appropriate. The choice open to the user is very wide indeed and is largely limited by the crystals which you may have available, and/or the range over which the receiver may be operated as the tuneable IF. Briefly, we wish to cover signal frequencies from 160KHz. to 400 KHz. We can conveniently add the oscillator frequency to this range. Let us have a look at some examples to make the point quite clear.

Suppose we happen to have a crystal on 5000KHz. If we add this to the incoming signal range, we have at the output of the mixer, 5000KHz + 160KHz, which equals 5160KHz, up to 5000KHz + 400KHz, which equals 5400KHz. So we tune our receiver over the range, 5160KHz to 5400KHz. The same arithmetic is used regardless whether the crystal is say, 2000KHz or 8000KHz. It remains true for ex-disposals crystals at all kinds of odd frequencies, except that dial readings cannot be interpreted with the same facility.

Particular comment is called for where a reader may have a crystal on 1000KHz, causing the low frequency signals to appear across portion of the broadcast band, from 1160KHz to 1400KHz. Because of the strength

and concentration of stations on the broadcast band, use of the receiver as a tuneable IF in this frequency range would only be practicable if the receiver was reasonably well shielded and connected to the converter by a length of coaxial cable. A car radio would be well suited to the role but a standard transistor portable, with its rod aerial permanently in circuit, would be virtually hopeless.

The same would be true with a 455KHz crystal, which would result in a tuning range of 615KHz (455 + 160) to 855KHz (455 + 400). As mentioned earlier, the 220pF capacitor would most likely have to be increased to 470pF for the oscillator to operate at this frequency.

As you may have guessed already, there is a serious trap in the last example. More than likely, your receiver will have an IF of 455KHz and there may be so much direct radiation from the crystal oscillator, that it will be almost impossible to keep it out of the IF channel. This would show up as a steady strong signal, which would render normal operation of the receiver out of the question.

As mentioned earlier, it is possible to use a self-excited oscillator, in place of the crystal oscillator. The suggested circuit is shown in figure 1 and the oscillator section is substantially the same as the solid state dip oscillator which was described in February. To avoid undue loading of the oscillator, an emitter-follower is added. The out-

Convoy

FOR SOUND SATISFACTION

ELECTRONICS TECHNOCENTRE

Specifications, Systems, Service, Friendly Advice

Whatever your problem may be in the field of electronic music, tape recording, microphones or electronic equipment Convoy offers you the complete service.

Famous Convoy-Peerless 3 way

This outstanding speaker system is either in 12" or 10" configuration with crisp balanced sound from 30 cycles to 20K. These systems are either 2 or 3 1/2 cu. ft. in top quality teak enclosures specially sealed and tuned for the speakers used. Crossover at 750 cycles and 4K. The new Peerless MT225HFC sealed Tweeter now included with new standards of power and quality of reproduction. In the \$200 per pair range this is the outstanding speaker value in Australia today.

AKG Microphone and Head-set specials


A comprehensive range available from stock, including professional mike stands with boom and shock absorber bases—a must for serious microphone users. We have a full range of AKG accessories. Hear the famous Model D200, and self-contained reverb Model DXII. There is an AKG microphone for every use priced from \$20.00 to \$600.00. Our consultants will advise you on the best model for your use. AKG headsets are outstanding in the field of sound reproduction. Full stocks, demonstrations of all models, boom microphone units available, too.

Come, see our top quality trade-in units. Our service department is on the premises. Bring in your equipment for consultation.

See, hear, and take home REVOX!

The new Revox 77A solid state, tape deck, or full recorder with 4 speakers and 10 watt RMS amplifier is here.

This unit allows you to tape from existing tapes with hardly detectable difference between source and playback. You duplicate tape libraries without appreciable loss of quality. Frequency stabilised capstan makes it ideal for outback power supplies, 10" reels doubles 7" playing times. Rewind and forward at speed without any tape stretch or damage. Hand sound editing with fixed tape cutting slot between heads. Professional machine quality at consumer prices. Hear the superb Revox deck sourcing a QUAD 303 amplifier, into Richard Allen 15in, 3-way Speaker System for a sound that is unequalled in Australia.



Sound Satisfaction Specials

Kenwood TK150U Amplifier with Dual 1015 Record Player complete with Shure M44G magnetic cartridge and teak base with 2 x 10" Coaxial Speakers complete in 2 cu. ft. teak cabinets, frequency response 30 to 18,000 cycles. Convoy special price this month only — \$350.

CONVOY INTERNATIONAL Pty. Ltd., 449 Kent St., Sydney (nr. Town Hall) 29-6475

Homecrafts • RADIO PARTS

MOVED NOW TO LARGER PREMISES AT 289 Elizabeth St. Melb. 60 1442

PIEZO PICK-UP AND CARTRIDGES PU-86 Pickup LP/78 T/O Crystal Cartridge. Length 240mm .. Ea. \$2.95 Y700 Ceramic Cartridge. Mon. LP/78 .. \$2.20 PU-86 Pick-up Ster-LP/78. T/O Cartridge. Length 204mm .. Ea. \$4.00 Y200 Ceramic Cartridge. ST LP/78 .. \$3.00 PU-54 Pick-up LP/45 only. Length 1.25mm .. Ea. \$2.10 Y400 Crystal Cartridge. LP/45 .. \$1.20 Y130 Crystal Cartridge. T/O Type Ster/LP .. Ea. \$2.70 Sapphire Replacement Styl. Each Ster/LP .. 60c Plus postage 15c.	12-Pin Wafer Sockets. 20c ea. 12-Pin Plugs . 25 ea. Plus postage 10c. OCTAL PLUG AND CORD Ext. Socket. 45c pr. Plus postage 10c.	Capacitor Substitution Box. 1,000 VW .. \$5.00 Resistor Substitution Box. 1 Watt. Plus Post. 20c. .. \$4.50
PIEZO MICROPHONE INSERTS MC-7 Crystal. 50-7K. 35 x 25 x 8mm. -57 DB .. \$1.00 ea. MC-7 Crystal. 100-7K. 39mm Round x 11mm. -56 DB .. \$1.00 ea. MC-8 Crystal. 50-8K. 48mm Round x 17mm. -50 DB .. \$1.00 ea. MC-9 Crystal. 50-8K. 25mm Round x 9mm. -68 DB .. \$1.80 ea. MC-33 Crystal. 50-10K. 33mm Round x 9mm. -60 DB .. \$1.30 ea. MD-5 Dynamic. 100-15K. 33mm Round x 14mm. -35 DB .. \$1.80 ea. Plus postage 20c.	ALL TYPES AMPHENOL PLUGS AND SOCKETS Carried in stock. Plugs 27c ea. Sockets 30c ea. Meall Covers for same 27c ea. Plus postage 10c.	TRANSISTOR AERIALS 4in extends to 27in .. \$1.60 5in extends to 39in .. \$1.70 6in extends to 43in .. \$1.70 6in extends to 32in .. \$1.00 6in extends to 28in .. \$1.00 7in extends to 39in .. \$1.20 9in extends to 39in .. 95c 6in extends to 4ft 6in .. \$1.80 7in extends to 5ft 8in .. \$3.70 Plus Post 15c.
TRANSISTOR SET ACCESSORIES Magnetic Earpiece with 3.5mm Plug .. 75c Crystal Earpiece with 2.5mm Plug .. 75c Crystal Earpiece with 3.5mm Plug .. 75c	HALF-INCH MINIATURE PLUGS AND SOCKETS 2, 3, 4 and 5-Pin Plugs 10c ea. Sockets 10c ea. Plus postage 10c.	CRYSTAL SET BUILDERS Coils .. 80c Diodes .. 35c Headphones .. \$2.50 Tuning Conds. .. \$2.00 Terms .. Ea. 12c Plus Postage.
LAPEL TYPE CRYSTAL MICROPHONE With 3.5mm Plug .. \$1.00 ea. Plus postage 15c. Fuses for Japanese equipment 1A, 3A, 5A 3c ea. OR \$2.00 per 100. Plus postage 10c.	ELECTROLYTIC CAPACITORS IN METAL CANS 16 + 16 450 VW .. 95c ea. 32 + 32 450 VW .. \$1.30 ea. 50 + 50 450 VW .. \$1.85 ea. 50 + 50 + 50 350 VW .. \$1.90 ea. 100 MFD P.V.C. Cover .. \$1.15 ea. Jacks, 2.5 and 3.5mm .. 20c 3.5mm Plug and Cord Ext. Jack Pair .. 50c Metal Co-axial Plugs and Line Sockets .. 65c "Din" and "Hirschmann" 2, 3, 4 and 5-pin Plugs, Chassis and Line Sockets, carried ex stock. Prices on application. P.M.G. type Plugs from .. 50c P.M.G. type Jacks from .. 35c P.M.G. Line Jacks from .. 55c Plus postage 15c.	TAPE RECORDER ACCESSORIES 2 1/2in Spools .. 30c 3in Spools .. 35c 5in Spools .. 40c 5 1/2in Spools .. 70c 7in Spools .. 50c 2 1/2in x 100ft Tape .. 60c 2 1/2in x 300ft Tape .. \$1.40 Plus postage 20c.
EDYSTONE TYPE CERAMIC INSULATED TUNING CAPACITORS 15 PF, 50 PF, 100 PF. \$2.40 ea. Plus postage 20c.	5 CORE CABLE 7/0076. P.V.C. insulated, P.V.C. covered. 25c yd. 6 CORE CABLE same spec. as above 30c yd.	See us for Tape Recorder Patch Cords, Adaptors, etc. NIBBLING TOOL CUTTERS \$3.50 ea. Plus postage 20c.
TELETRON 9-PIN SHORT VALVES CANS 10c ea. Plus postage 10c.	STEREO PLUGS AND JACKS Metal Plugs .. 95c Bakelite .. 70c Bakelite ext. sockets .. 70c Chassis Jacks .. 65c Plus postage 10c.	MAIL ORDER SPECIALISTS

put at low impedance feeds into the mixer.

The coil and tuning circuit details generally for the oscillator, will depend upon the frequency which you decide to use. In our prototype, the tuning capacitor across the coil had a maximum capacitance of 100pF and the following coil details are given to cover from 1.3MHz to 16MHz. If you wish to get down to 1MHz, it will be necessary to add some turns to the coil, or increase the size of the tuning capacitor. For 1.3 - 3MHz, wind 136 turns, centre tapped, 30 B&S en. wire on a 4in dia. former, winding, 1-11/16in long. A 68pF capacitor connects from the centre tap to the oscillator emitter. For 2.9 - 7MHz, 60 turns, centre tapped, 24 SWG en., 1 1/4in long, with a 39pF capacitor to the emitter. For 6.5 - 16MHz, 23 turns, centre tapped, 18 B&S en., 1in long, with a 10pF capacitor to the emitter.


From this information, it will be possible to wind up a coil to suit the particular frequency to which you intend to set the oscillator. An interesting point now arises from this approach to the oscillator. Up to now, we have assumed that the local oscillator will be set to a fixed frequency and the "tuneable IF" will be used to tune in the wanted signals. There is no reason why we should not make the oscillator variable, by providing a suitable capacitor, and setting the receiver which would otherwise be the tuneable IF, to some specific frequency.

Suppose that we wish to use an ordinary broadcast receiver, into which we will feed the output of the converter. A convenient frequency, depending upon the possibility of interfering local stations, would be say, 1600KHz. So that we can tune from 160KHz to 400KHz, then we would need to tune the variable oscillator over the range, 1760KHz to 2000KHz. As was already the case with the fixed frequency first oscillator, it would still be necessary to peak the input tuning circuit, as well as the main tuning.

Some readers might ask why we do not gang the oscillator and signal tuning circuits. This could be done but, for a unit of this type, it is hardly worth the extra trouble. It is not too much of the burden to have to tune the signal circuit separately.


From the constructional point of view, we made up the prototype on a piece of "Veroboard," which measures 5 1/2 x 3 1/2in. This includes everything except a power supply and the ferrite rod assembly. We made it up this way, simply as a convenient way of presenting the working unit. Some readers may see fit to make up the board more or less as we have done and possibly mount it in some convenient case. If the rod is to be used for direction finding, it could be mounted atop the case, in such a manner as to allow free rotation through at least 180 degrees. It is also important to keep the rod at least an inch or two from any metal parts. On this occasion, we are leaving the exact physical details to the builder.

Starting with the signal tuned circuit, the coil consists of 150 turns of 30 B&S enamelled copper wire, on a 9/16in O/D cardboard former. This is made to slip easily over the 1/4in diameter ferrite aerial rod. A pri-



This photograph from the top of the board, shows the layout and disposition of the components.

Wiring under the board gives some idea how this may be done, although it is not necessary to follow it in detail.



mary winding is also provided by adding 15 turns over the top and at the earthy end of the tuned winding. The bottom leads of both windings are connected to earth and the other end of the 15 turn winding may be used if a separate aerial wire is used. When the winding is finished, it may be held in place with plastic adhesive tape. The windings are located at about the centre of the rod.

The variable capacitor is a standard 10-415pF single gang, made by Roblan. Any broadcast type of capacitor would be satisfactory in this position.

The two transformers for the ring mixer also have to be wound. The input transformer consists of a primary winding of 40 turns of about 24 gauge enamelled wire and when wound on a Mullard type FX3019 ferrite toroidal former, should occupy about half of the available space. The secondary winding is centre tapped and should be wound each way from the centre and so that it is equally distributed about the primary winding. The output transformer is wound on a Mullard type FX3012 ferrite toroidal former. The primary winding consists of 20 turns of the same gauge wire and this occupies about three-quarters of the available space. The secondary winding is wound equally about the centre portion of the primary. (Your supplier should be able to obtain the toroids without difficulty from Mullard Australia Pty. Ltd., 35-43 Clarence Street, Sydney, 2001.)


The OA91 diodes for the ring mixer, strictly speaking, should be a matched quad and if you wish to obtain a matched set, Mullard will make them available for a small extra charge for matching. However, we feel that for this particular application matching is

not really necessary; more will be said about this under adjustment.

Many readers will have a suitable crystal on hand. As mentioned earlier, we tried a number of different crystals in this oscillator with success. The crystal in the socket when the unit was photographed, was one on 5000KHz, in the familiar FT243 holder. This brought the tuning into the 5-6MHz range which we provided on the April, 1968 version of the 1967 All-Wave Seven receiver.

The coded photograph shows the position of most of the components and no trouble should be had in copying the layout. The layout does not appear to be critical but if you intend to depart from this one, then

COMPUTER BOARDS




TRANSISTORS 15c Each.
Resistors, Diodes, Capacitors Free.

8 BOARDS WITH A MINIMUM OF 30 TRANSISTORS \$4.00
25 BOARDS WITH A MINIMUM OF 100 TRANS. \$12.00


Technical information supplied with goods. Minimum order \$1.50. Please add Postage.

COLSTOK ELECTRONICS
Box 178, KELLERBERRIN. 6410

A Bass Guitar Enclosure specially designed for ELECTRIC GUITARS

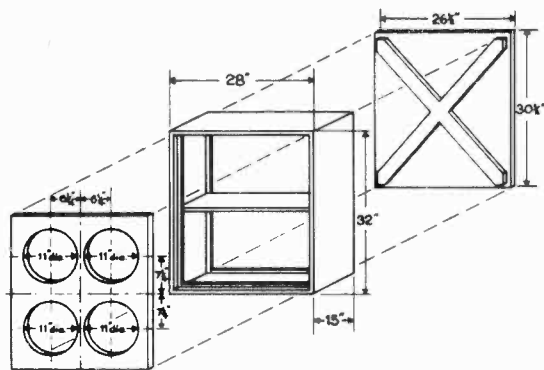


Built to handle the severe stresses imposed by the sounds from a bass guitar, this highly reliable unit has been designed to satisfy the rugged requirements of 60 watts of deep, rich sound. The enclosure contains four 12" Hi-Flux speakers, type 12PQ with Alnico ring magnetic systems for maximum sensitivity and durability. Low resonance and controlled excursion make for the utmost in bass response.



SPECIFICATION

TYPE NUMBER	50226/12PQ/15 PRESTIGE FINISH	21622/12PQ/15 MANUFACTURERS TYPE	53416/12PQ/8 MANUFACTURERS TYPE
Impedance	15 ohms	15 ohms	8 ohms
Frequency Range	35-6000 Hzs	35-6000 Hzs	35-6000 Hzs
Resonance	40 Hz	40 Hz	40 Hz
Maximum Power Handling	15 W	15 W	15 W
Magnet Material	Alnico V	Alnico V	Alnico V
Flux Density	10500 gauss	10500 gauss	10500 gauss
Total Flux	82000 lines	82000 lines	82000 lines
V.C. Diameter	1 3/4"	1 3/4"	1 3/4"
Mounting Hole Centres	1 1/4" P.C.D.	1 1/4" P.C.D.	1 1/4" P.C.D.
Maximum Depth	6 3/4"	6 3/4"	6 3/4"



MANUFACTURERS SPECIAL PRODUCTS PTY. LTD.
47 York Street, Sydney. 2 0233



Hi-Flux SPEAKERS

DISTRIBUTED BY:

ADELAIDE: Newton McLaren Ltd. 51 0111.
BRISBANE: Chandlers Ltd. 31 0341.
HOBART: Amalgamated Wireless (Australasia) Ltd. 3 3836.
LAUNCESTON: Amalgamated Wireless (Australasia) Ltd. 2 1804.
MELBOURNE: Amalgamated Wireless (Australasia) Ltd. 67 9161.
Radio Parts Pty. Ltd. 30 1251. J. H. Magrath & Co. Pty. Ltd. 32 3731.
PERTH: Amalgamated Wireless (Australasia) Ltd. 28 3425.
Atkins (W.A.) Ltd. 21 0101. Carlyle & Co. (1959) Pty. Ltd. 21 9331.
SYDNEY: Electronic Parts Pty. Ltd. 533 1277.
 George Brown & Co. Pty. Ltd. 29 7031.

it would be wise to at least follow a logical sequence.

In the process of wiring, the usual precautions should be observed. These include attention to properly soldered joints. At the same time, care should also be taken not to overheat any components in the process. The junction FET appears to be reasonably rugged as such items go. With reasonable care in handling and soldering it into place, no trouble should be experienced. Make sure that you refer to the diagram to get the correct connections.

Having assembled and wired the unit, it is always wise to make a thorough check to be sure that no errors have been made. Assuming that all is well, a power supply of 12 volts will be required. Our unit, when fed with 12 volts, takes 13½ milliamps. This current value will vary from one unit to another, due to normal component variations but more particularly due to the spread which occurs with the junction FET. Although we have specified 12 volts, satisfactory operation can be had down as low as 6 volts, although the output is somewhat reduced.

The power supply can be a battery, or any other unit which will deliver the required voltage and current. A suggested supply, if no other is avail-

done, although it may not have much effect on the signals received. The adjustment involves balancing the ring mixer.

To do this, you must be able to tune the receiver to the frequency of the crystal or self-excited oscillator. Suppose that the oscillator is on 5000-KHz. Tune the receiver to this frequency and you will find the "carrier" of the oscillator and it will possibly be very strong. In order to make the adjustment, the receiver should have an "S" meter. If this is not the case, then a VTVM should be put across the AGC line of the receiver. If this is not available either, it is scarcely worthwhile attempting to make the adjustment and, as a compromise, the 1K potentiometer should be set with its rotor in its mid position. You may even omit the 56pF capacitor and the 3-30pF trimmer shown as part of the mixer circuit.

But, assuming that a meter is available, the method of adjustment is to vary both the 1K potentiometer and the 30pF trimmer, in conjunction with each other, with the object of reducing the signal from the oscillator, to an irreducible minimum. This takes some patience and a steady hand, particularly when you are approaching maximum attenuation.

We have shown a 56pF capacitor

PARTS LIST

- | | |
|---------------------------------------|---|
| 1 Base board, 5½in x 3½in. | 1 10K ¼W. |
| 1 Variable capacitor, 10-415pF. | 2 220K ¼W. |
| 1 Crystal. | 1 22pF NPO ceramic. |
| 1 Crystal socket. | 1 56pF polystyrene or NPO ceramic. |
| 2 2.5mH RF chokes. | 1 150pF polystyrene. |
| 1 Ferrite rod, ¼in dia., with tubing. | 1 220pF polystyrene. |
| 1 FX3019 toroid. | 1 .001uF polystyrene or ceramic. |
| 1 FX3012 toroid. | 4 .01uF low voltage plastic. |
| 1 1K tab potentiometer. | 1 0.1uF low voltage plastic or ceramic. |
| 1 3-30pF trimmer. | 1 0.33uF low voltage plastic. |
| 4 OA91 diodes. | |
| 1 2N5459 FET (Motorola). | |
| 1 BF115 transistor. | |
| 2 100 ohms ¼W. | |
| 2 1.5K ¼W. | |
| 1 3.3K ¼W. | |

NOTE: The above list is a guide only and reference should be made to the text for possible other details and possible substitutions.

able, is that as used for the Playmaster 123 Program Source and described in October, 1968.

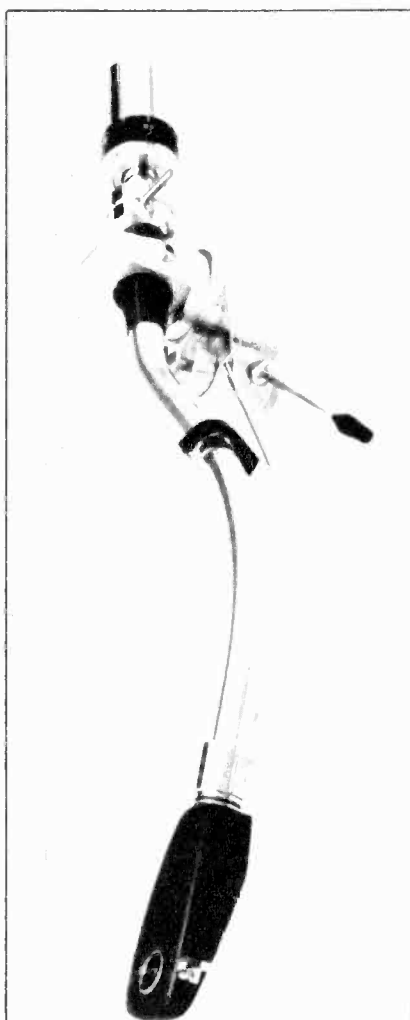
Connect up the unit to the power supply and feed the converter output into the aerial terminal of the receiver to be used as the turntable or fixed first IF. Switch on and search for signals. The variable capacitor across the ferrite rod should be adjusted for maximum noise pickup during the tuning process. When a signal is found, it should be peaked by the tuning capacitor just mentioned, as well as at the tuneable IF. If a fixed IF is used, then the variable oscillator must be peaked.

As a direction finder, the ferrite rod may be rotated, for a "null," or weakest signal. The rod will then be pointing in line with the transmitter location. Maximum signal will be obtained by rotating the rod through 90 degrees from the null.

At this point, the converter is virtually complete. However, there is one adjustment procedure which may be

on one side of the mixer. It is possible that your mixer will not balance with this value. You will be able to tell by the behaviour of the 30pF trimmer. If the trimmer has to be screwed right in and the null is not reached, a larger capacitance will be needed. If the trimmer has to be screwed right out, the opposite is the case. Even if you are unable to bring the signal well down, it does not really matter in this particular unit. If you have gone to the trouble to get a matched quad of diodes, then better balance will be attainable.

Once you have succeeded in getting this little converter going, we hope that you get the fun and satisfaction from it that you are seeking. Just one more thing; although this unit is not designed for the higher frequencies, it will perform quite well, simply by changing the ferrite rod over to a coil which will cover the frequencies desired, together with suitable choice of local oscillator frequency and tuneable IF.



THE NEW LUSTRE MODEL ST-510 TONE ARM . . . TRACKS AT LESS THAN ¾ GRAM . . . AND COSTS ONLY \$19!

Orders for the new Nikka-Lustre Model ST-510 tone arm can now be filled immediately. Miniature ball races are used throughout, the head shell accepts all standard ½" mounting cartridges, finish is satin chrome and anodised aluminium. An outrigger bias adjustment is fitted and stylus pressure is adjusted with the counter balance weight. The Model ST-510D is fitted with a lifting/lowering device and costs \$24.50. The Model ST-510 (without lift) is priced at . . . inc. sales tax . . . **\$19**

CP3 TONE ARMS IN STOCK AGAIN

Because of the popularity of the CP3 arm, we've been obliged to re-order. Price has been reduced to only \$17.50, or \$22.50 with the lifting/lowering device. Order now! Limited stocks. Inc. sales tax . . . **\$17.50**

Encel
ELECTRONICS
(STEREO) PTY. LTD.

Head Office:

431 Bridge Rd., Richmond, Victoria 3121.
Tel. 42 3762.

Sydney Store:

Ground Floor, 25M Building,
257 Clarence Street, Sydney, N.S.W. 2000.
Tel. 29 4563; 29 4564.

*Wholesaler

*Trade-ins accepted

Australia's Greatest Hi-Fi Centre



PRECISION D. C. POWER SUPPLY

*For use with DIGITAL
INTEGRATED CIRCUITS, Etc.*

TYPE PS85

- All Silicon Semiconductor Circuitry.
- Short Circuit Proof.
- High Gain Operational Amplifier for Maximum Stability.
- Small Size.
- Parallel & Series Operation Possible
- Temperature Range 0-55°C
- Either the positive or negative output terminal may be grounded or the power supply can be operated floating.

The A & R Micropak type P.S. 85 is designed primarily for use with Digital Integrated Circuits which require a supply voltage between 2 and 6 volts, but may also be used as a high quality power supply for any other purpose within its ratings.

AVAILABLE SHORTLY. — PS97. ... 2-15V 0.4A

Both models. **\$85** Plus Tax if applicable
Manufactured by:

A & R ELECTRONIC EQUIPMENT PTY. LTD.
42-46 Lexton Rd., Box Hill, Vic., 3128
AGENTS IN ALL STATES



SPECIFICATIONS

A.C. Input: 105-130V or 210-260V 50-60Hz.
D.C. Output: 2-6V. 1A Maximum 1.2A Short Circuit.
Load Regulation: Less than .05% for full load current change.
Line Regulation: Less than .05% for $\pm 10\%$ mains variation.
Ripple & Noise: Less than 250 μ V Peak to Peak.
Temperature Co-Efficient: Less than .05% per degree Centigrade.
Output Impedance: Less than .05 ohms from D.C. to 1 MHz.
Size & Weight: 5 $\frac{1}{2}$ " Wide x 7" Deep x 2.7/8" High
4 lb. 6 oz.

S.A. SCOTT THOMPSON P/L, 93 Gills St., Adelaide 23 2261 N.S.W. SOANAR ELECTRONICS P/L, 82 Carlton Cres., Summer Hill 798 6999
W.A. EVERETT AGENCY P/L, 17 Northwood St., W. Leederville 8 4137 Q'LAND. R. A. VENN P/L, 71-73 Doggett St., Valley, Brisbane 51 54 1

T.O.S.C.A.

ELECTRONIC SALES

180 LYONS ROAD, DRUMMOYNE
TELEPHONES: 81-1810

Open till 5 p.m. daily and till 3 p.m. on Saturday.

TRANSISTORS

2N3055	\$2.90
AC127	75c
AC128	75c
2N408	65c
BC107	65c
BC108	65c

SPEAKER SPECIAL

5" Double Cone Tweeter MSP
\$4.00

ELECTROLYTIC CONDENSERS

40-80 Mfd 250vw	95c
60-250mfd 275vw	\$1.00

ROLA HAMMOND REVERB UNIT

Few left.
\$12.00

BOXED, NEW YOKES

TV2017
TV1811
\$10.00 each

POWER DIODES

AD4004	400v
OA210	
50c each	

152 E.H.T. SOCKET

HMV Type.
30c

DIODES

OA91	27c
OA79 in Matched Pairs	
55c pair.	
AS9 50V, 100ma	25c

DOUBLE POTS.

A.W.A. with switch
2" spindle, .1meg .5meg
\$1.00

SPEAKER TRANS.

E Type
7K-3.5
7K-15 ohms.
\$1.40 each

INDOOR AERIALS

Gold Spiral
\$1.60

VALVES SPECIAL ONLY 90c EA.

1U4 6AN8 6BD7 6BW6 12AD6 1S4 6AE8 6BJ8 6BW7
12AT7 3S4 6AM5 6F12 32A8 12AC6 12AH8 12CR6 12SQ7
12FK6 12BL6.

20 Assorted Pots incl. some with sw.	\$3.50
20 Asstd. Ceram Cond. Diff. values	60c

58 WATTS LOW VOLTAGE TRANSFORMERS. 14.5 OR 21v. Ideally suited Voltage Regulated Power Supply. In metal box with 240v 3-pin plug and Output socket. Only **\$8.00**. Was originally used as blanket transf.
POSTAGE IS INCLUDED IN ALL ITEMS. ADD 20c for Registered Mail.

100 Asstd. $\frac{1}{4}$ w Resistors
\$3.00

A SIMPLE TWO-STATION TELEGRAPH SYSTEM

by Philip Watson

Here is a simple project which will appeal to our younger readers, particularly those who wish to gain practice in Morse code for their A.O.C.P. At the same time, building the project will provide useful experience for those just beginning on the practical side of things.

The basic idea is a simple telegraph line between two "stations," over which code messages may be passed. The important thing is that these two stations should be physically separated by a reasonable distance; at least sufficient to prevent the students having any other convenient means of communication. In short, their only means of communication should be over the telegraph line.

Such a situation provides a much greater incentive to concentrate than one where verbal communication can override the system one is trying to perfect. There can be no idle chatter, mistakes are seen at their true value, (they must be corrected by the same communication system) and one must, of necessity, concentrate entirely on the job in hand.

Such a system also provides practice in procedure; calling and identification (using fictitious call signs) message handling, break-in, correction, etc.

An ideal situation is where two enthusiasts live in adjacent flats or home units, allowing the cable to be run temporarily, without going outside the boundaries of the one property. A more typical situation is between adjacent houses with the cable hung on a trellis or otherwise kept out of the way.

In fact, the latter idea is possibly against the strict letter of the law.

When, in the November, 1967 issue, we described how to make a simple telephone which the reader could use to "talk to his mate next door" we received a prompt, polite, but firm message from a Mr D. M. Coleman, on behalf of the Director General of Posts and Telegraphs. In it he drew our attention to Telephone Regulation

154A, which he quoted in detail. We reprinted this in "Forum" for February, 1968 (page 75) but, in its essentials, it makes it an offence for a person to set up "... any private line which passes beyond the boundary of land of which he is the owner or occupier ..."

And, while the above appears to apply specifically to telephone (as distinct from telegraph) lines, it would be a pretty good bet that the P.M.G. has a similar regulation tucked away somewhere in which all references to "telephone" becomes "telegraph" etc.

On the other hand, the department is apparently not entirely without a heart. Mr Coleman commented, "There is, of course, no intention on the part of the Post Office to discourage the building and use of instruments like the one described; in fact, this could be an encouragement to young people to interest themselves in the question of becoming Post Office technicians. However, I have to draw your attention ... etc."

From which one might surmise that the Department is not likely to concern itself with the efforts of a couple of lads practising Morse Code through the intervening fence. At the same time, it would be most unwise to invite trouble by going beyond this or, above all, by stringing wires along or across a footpath or any other public property.

From which one might surmise that, provided the Department's attention was not specifically drawn to a situation such as we have suggested, they would not go looking for it. So, whatever you do, be discreet.

Another situation would involve clubs and Youth Radio Schemes


where, ideally, there may be a building large enough to allow two rooms to be used as stations, or there may even be two buildings available on the one site.

At this point we should perhaps emphasise that the scheme is not intended as a way of learning code, so much as a way of practising it; and these are really two different things. Learning involves memorising the code, in an approved fashion, learning how to hold and operate a key, and the first stages of recognising a character by its complete sound, without the need to analyse the individual elements of which it is composed. But at this point, when a speed of a few words per minute has been achieved, the student needs practice—and lots of it. It is then that our telegraph system could be most valuable.

In considering the requirements of such a system we decided that it should, (1) allow either party to call the other party by simply operating his key. (2) allow a listening party to interrupt a sending party in the event that a character or word was incorrectly sent or received, and (3) ideally should not involve any switching requirements at either end.

Such requirements are not difficult to satisfy, and the set-up shown in the accompanying diagram is also simple and economical. In fact, a number of stations could be connected to such a line, if desired, permitting practice in "net" operation. In this case anyone wishing to initiate a practice session might reasonably call "CQ."

In simple terms the arrangement is one where all sounders are permanently connected across the line, thus satisfying requirement (1). Each key and battery combination, in series, is also connected across the line, so that any key which is depressed will cause all sounders to operate. This satisfies requirements (2) and (3). In practice, a listening party who wishes to interrupt a sending party for any reason simply holds his own key down. This



The complete two-station system is using the "Sonalert" unit (right) and a two-transistor oscillator.

PETER SHALLEY ELECTRONICS Pty. Ltd.

127 YORK STREET (Just near Town Hall) 29-7021 29-3767



TOKAI TC502

- 1 watt
- All steel case.
- Ruggedised/Defence spec.
- Leather case.
- Ext. Aerial con.
- Ext. power con.
- Fully P.M.G. app. as base or hand-held.
- Noise limiter/squelch.
- Ear plug and Mic. input Options.
- Nick. Cad. Batts.
- Base aerial.
- A.C. adapter.

We've got lots cheaper.
None better.



NEW RELEASE
TOKAI PT51 100MW

- | | |
|------------------|-----------------------|
| ★ 11 Transistors | ★ Sep. Spkr. and Mic. |
| ★ All metal | ★ Ear piece |
| ★ Leather case | ★ Squelch |

STATE DISTRIBUTORS
K. J. KAIREs and CO.,
4 HILL COURT,
MACLEOD, VIC. 3085.
Phone 45-4953.

L. E. BOUGHEN and CO.,
95 CENTRAL AVENUE,
SHERWOOD, QLD. 4075.
Phone 79-2207.

D. K. NORTHOVER and CO.,
337 WELLINGTON STREET,
PERTH, W.A. 6000.
Phone 23-4683.

We have lots of other units, new and used from as little as \$35 each. Repairs, tuning and alignment are our specialty.



SPECIALISTS IN HI-FI FURNITURE AND RECORD STORAGE UNITS

Standard range or built to your specifications




This Hi-Fi Cabinet is a first in every sense of the word. Your turntable, whatever it may be, is cut into the top of the cabinet. Hinged lid in either acrylic or timber as optional extra. Beautifully finished in teak.

Dimensions (approx.) 16 x 16 x 28in high.
Retail Price \$49.00
Hinged lid extra \$10.00
Other sizes to special order.

Acrylic covers in neutral shade. Suit most units. Retail price \$9.50
Turntable bases suit Dual and Garrard.
Recessed and rebated edges. Teak veneer finish. Retail price \$10.00
Other bases to order.

Wide range of speaker enclosures from \$39.00 pr.

Teak veneer finish. Solid back. Fabric face with Black Timber piping.



Remember WE specialise and that means we give you personal attention and quality.

TRADE ENQUIRIES:
MAIL ORDERS ATTENDED
TO PROMPTLY

RECAR STORAGE CABINETS

69 COLLETT STREET, KENSINGTON, VICTORIA 3031 PHONE 33 3416

will cause the sounder at the sending end to operate continuously, rather than in accordance with the keying impulses. The sending party can then cease transmission and wait for the receiving party to indicate what is to be repeated.

The equipment required is quite straightforward, and is the same for each station; a key, a battery, and some form of sounder such as a buzzer or oscillator. The line may be almost any kind of wire strong enough to withstand normal handling: Twin bell wire, or 1/.028 twin figure-8 extra low tension PVC insulated bell wire, to give it its official title, is one suggestion. Alternatively, it may be possible to use a single wire and an "earth" return, assuming the availability of a reasonably good earth connection, such as a water pipe. This is well worth investigating if wire has to be bought.

The key selected will be largely a matter of personal choice and what is available. If you intend to continue with the code when you get your licence, then the key you buy now might just as well be the one you will ultimately use. If, on the other hand, you plan to join the "Dustv Keys Club," then it may be possible to borrow a key for the duration of the course. Unfortunately, there does not seem to be a plentiful supply of keys on the market at present, but it is worth trying disposals sources, particularly those specialising in ex-P.M.G. equipment.

For the sounder there is a fairly wide choice. One ready-made device is the Sonalert, described in detail in the November, 1968 issue (page 68). Alternatively, a simple transistor oscillator driving a small loudspeaker can be made up quite easily and, if some of the parts can be found in the junk box, quite economically. Such an oscillator was described in the May, 1962 issue and again in the November, 1968 issue (page 71). Even if it does not take the same physical form, it will still do the job required.

Another suggestion is a small high-pitched buzzer. These are quite good when they are working properly, but some types are inclined to be cranky and critical of adjustment, particularly older ex-disposals models. However, if you can find a good one at a reasonable price, by all means try it. Even the more conventional type of buzzer might be tried, but the harsh note from most of them can become very trying after a while.


The battery will be dictated by the voltage requirements of the sounders selected. And, while the sounders used at each station need not be the same, they should at least have similar voltage requirements, since it is essential to use the same voltage battery at each station. This is to avoid complications if two or more keys happen to be pressed at the same time, as in break-in operation, since this effectively connects the batteries in parallel. For the same reason it is desirable that the batteries be of a similar type and in a similar condition of discharge. Otherwise there will be a tendency for the battery with the higher voltage to discharge into the one with a lower voltage.

Our own transistor oscillator will work quite well from a 3V battery and

the Sonalert, although specified as requiring 6 to 28V, also appears to work quite satisfactorily from 3V. In fact, the lower voltage is something of an advantage in this case, since both devices tend to generate more volume than necessary on higher voltages. On this basis the popular 3V cycle lamp battery (Eveready type 701 or similar) would seem to be a logical choice. Alternatively, a pair of 950 cells connect-

screws do not foul any part of the key mechanism which is recessed in its own base. Other types of keys may be already provided with mounting holes.

The battery can be held by means of a "U" shaped strap, cut from a scrap of aluminium. The oscillator, if built as originally described in a plastic box, is probably most easily secured by drilling a single hole through the face



Block diagram showing how the two stations are interconnected.

ed in series would serve nearly as well, and have the advantage of being readily available.

The layout of a station can take almost any form, but it is worthwhile to provide some orderly method of combining the separate parts into one unit. We provided a small baseboard cut from particle board and secured each item by the most appropriate means.

A key with a wooden base is most easily secured by driving a pair of countersunk screws upwards from underneath the baseboard. This avoids marring the visible surface of a polished wood base. Make sure that the

—opposite an area inside which is free of components—and passing a long (about 2in) wood screw through the box into the base.

If using the Sonalert, it is best to mount this device at an angle of about 45 degrees so as to approximately face the user, since the beam from the device is quite narrow. The Sonalert sits more of less naturally in this position with its terminals resting on the board. A couple of small "L" brackets, drilled to accommodate mounting screws in the baseboard and the terminals of the Sonalert, will solve this problem very neatly.

BUY RECORDING TAPE AT WHOLESALE PRICE

WILCOX BROS. & BARCLAY

are now offering their line of recording tape direct to the Public at wholesale prices. This is a leading American manufacturer's first-grade line especially packed for us in a plain box. We are not allowed to reveal the maker's name.



TYPE	CODE	LIST PRICE	YOUR Wholesale PRICE
5" 900ft Acetate PVC	5R9	\$2.75	\$1.80
5" 1200ft Tensitized Polyester	5P12	\$4.45	\$2.95
7" 1800ft Acetate/PVC	7R18	\$5.10	\$3.35
7" 2400ft Tensitized Polyester	7P24	\$8.35	\$5.50

Wholesale prices allow for 33 1/3 per cent trade discount and cash settlement discount and include sales-tax. Freight free throughout Australia.

MONEY BACK GUARANTEE

WILCOX BROS. & BARCLAY tape is guaranteed to be first-grade splice free recording tape made in the U.S.A. Your money will be refunded in full on return of goods within fourteen (14) days if you are not fully satisfied with your purchase.

ORDER FORM (capital letters please)

FROM:

NAME:

STREET AND NO.

CITY OR SUBURB:

POSTCODE:

PLEASE SHIP:

..... rolls 5R9 at \$1.80. Total \$

..... rolls 5P12 at \$2.95. Total \$

..... rolls 7R18 at \$3.35. Total \$

..... rolls 7P24 at \$5.50. Total \$

I enclose cheque/postal note/ Money Order for Total \$

Return this order to:

Wilcox Bros. & Barclay

WHOLESALE MERCHANTS

Mail Order Office:

Room 7, 3rd Fl., 823 Bourke St., Melbourne

**W
B&B**

KENWOOD's TK-20U


Priceless Precision

At Reasonable Cost


You can't afford not having the TK-20U (A\$219) solid state stereo receiver. Powered by silicon transistors, it's in the same class as the more expensive models. A highlight is its 30 watts of total music power, F.E.T. (Field Effect Transistor), 3 gang tuning condenser, 5 IF stages with a top-tone bass and clean treble sound. For more power, KENWOOD has other amplifiers.

▼ TK-20U

- * F.E.T. (Field Effect Transistor) 3 Gang Tuning Condenser frontend for superior sensitivity, image rejection and cross modulation ratio.
- * 5 IF stages with 3 limiters and wideband ratio detector have been incorporated to provide 40 dB alternate channel selectivity and freedom from noise and interference.
- * 4-position program source selector permits AM, FM AUTO, PHONO and AUX.
- * USABLE SENSITIVITY: FM: 2.5 microvolts (IHF Standard), AM: 10 microvolts (IHF Standard)
- * TOTAL MUSIC POWER: 32 watts (IHF Standard at 4 ohms), 30 watts (IHF Standard at 8 ohms)
- * FREQUENCY RESPONSE: 25Hz-40,000Hz
- * DIMENSIONS: 14 $\frac{1}{16}$ "(W), 4 $\frac{3}{4}$ "(H), 11 $\frac{1}{4}$ "(D)



30 WATT FET SOLID STATE AM/FM STEREO RECEIVER TK-20U




the sound approach to quality



KENWOOD

TRIO ELECTRONICS, INC.



**BOOKSHELF TYPE 4-WAY
5 SPEAKER SYSTEM KL-60**

- * Mounted speakers: 12-inch, free-edge woofer \times 1 (Bass)
- 6 $\frac{1}{2}$ inch cone squawker \times 1 (lower midrange)
- 4 inch cone squawker \times 1 (higher midrange)
- Horn-type tweeter \times 2 (Treble)
- * Dimensions: 15" (W), 25 $\frac{1}{2}$ " (H), 11 $\frac{3}{8}$ " (D)




**40 WATT
SOLID STATE STEREO
AMPLIFIER TK-150U**

- * 5 pairs of input terminals for MAG, AUX 1, AUX 2, TAPE REC and TAPE PLAY
- * Damping factor: 40 (at 16 ohms), 20 (at 8 ohms)
- * Dimensions: 10 $\frac{1}{4}$ " (W), 4 $\frac{1}{8}$ " (H), 9 $\frac{3}{8}$ " (D)



**60 WATT
SOLID STATE STEREO
AMPLIFIER TK-250U**

- * 2 sets of stereo speaker terminal and front panel speaker selector switch
- * Dimensions: 13" (W), 4 $\frac{1}{8}$ " (H), 9 $\frac{5}{8}$ " (D)



**NEW MODEL
180 WATT SOLID STATE STEREO
AMPLIFIER KA-6000**

- * The wide power bandwidth of 10Hz to 50,000Hz with very low IM distortion
- * Dimensions: (not including control knobs) 16 $\frac{5}{16}$ " (W), 5 $\frac{9}{32}$ " (H), 11 $\frac{1}{32}$ " (D)


Ask for a catalogue or demonstration by your nearest dealer.

To: Jacoby Mitchell & Co., Pty., Ltd. EA
469-475 Kent St., Sydney.

Send me information on KENWOOD RECEIVER, AMPLIFIERS, SPEAKERS & name of nearest KENWOOD retailer,

NAME _____ AGE: _____

ADDRESS: _____



FIND FAULTS IN TV RECEIVERS IN MINUTES WITH **telestrode**

BAR GENERATOR — SIGNAL TRACER

Made especially for the T.V. Serviceman; a completely portable Transistorised Bar Generator and Signal Tracer, operates on a 9volt battery. Produces all TV frequencies VHF channels O-11, 36MHz Vision IF 5.5MHz FM Modulated (Sound IF) plus Audio and Video Signals.

All checks produce a horizontal bar pattern on the screen or an audio signal in the loudspeaker and this enables the serviceman to inject the appropriate signal into any stage of the TV Receiver.

Accurately calibrated outputs allow the serviceman to check the sensitivity, stage by stage and quickly locate where the fault exists.

Bar pattern can be used to adjust vertical height and linearity. The Telestrode can also be used as a signal tracer for radio receivers and audio amplifiers.

These features all in one instrument measuring $4\frac{1}{2} \times 3\frac{1}{2} \times 2$ ".

WRITE FOR FREE BROCHURE

\$50

plus 15per cent Sales Tax

Manufactured by **STANDARD COMPONENTS PTY. LTD.**, 10 Hill Street, Leichhardt, N.S.W. 2040.


660-6066

Interstate Agents: Qld., C. A. PEARCE & CO. PTY. LTD., Brisbane; Vic., RADIO PARTS PTY. LTD., MELBOURNE; S.A., HEALING (SALES) PTY. LTD., ADELAIDE; W.A., TEDCO PTY. LTD., PERTH; Tas., MEDHURSTS WHOLESALE LTD., HOBART


This is the fabulous . . . **JORDAN WATTS**

MODULAR HIGH-FIDELITY DRIVING UNIT the cleanest, clearest, most natural sound you can buy.


SPECIFICATIONS: Frequency range, on axis: 30-17,000Hz ± 3 dB., Power Handling Capacity: 12 watts RMS.



Unit 2: P.E. 34 turntable (as illustrated), Sansui 222 fully transistorised amplifier, 2 Wharfedale Golden 10in RSDD loudspeakers, Empire 808 cartridge, frequency response from 10—20,000 cycles.
Total Price \$365.20
Special Package Deal \$277.00




Unit 5: Ampex Model 753 tape deck (as illustrated), 4-track stereo, sound on sound tape monitor, sound with sound, echo chamber, with Armstrong Model 226 tuner/amplifier, 2 Jordan Watts loudspeakers.
Total Price \$820.00
Special Package Deal \$600.00



Unit 6: Armstrong 222 integrated stereo amplifier 10-watt RMS per channel, frequency response from 30—20,000 cycles plus over minus 1dB, less 1% distortion measured at 8-watt RMS (as illustrated) 2 Goodmans 8in Twinaxial loudspeakers, Dual 1010F turntable, complete with cartridge.
Total Price \$356.20
Special Package Deal \$250.00

Unit 8: Tannoy Dual Concentric 15in loudspeakers
Special Price \$142.65 ea.
Tannoy Dual Concentric 12in loudspeakers.
Special Price \$116.55 ea.
Tannoy Dual Concentric 10in loudspeakers.
Special Price \$95.85 ea.
P.E. 34 turntable, Special Price \$62.00
Dual 1019 turntable complete with Empire 888E cartridge.
Total Price \$208.00
Special Price \$145.00

Unit 3: Kenwood TK-250U amplifier, Dual 1015 turntable, Empire 888 cartridge, frequency response from 12—25,000 cycles, 2 Goodmans 10in Twinaxial loudspeakers.
Total Price \$395.00
Special Package Deal \$322.00



Unit 4: ERA Mk. 3 turntable (as illustrated), Schaub-Lorenz Model 4000 fully transistorised tuner/amplifier, four wavebands (VHF/FM, SW, MW, LW), 31 transistors, 17 semi-conductor diodes, 2 rectifiers, transformerless push-pull output, 18-watt output per channel, music power: 2 x 25 watts, 2 Schaub-Lorenz speaker systems with separate bass and treble, complete with fully imported speaker cabinets, Empire 888TE cartridge, frequency response from 6 to 32,000 cycles.
Total Price \$660.00
Special Package Deal \$480.00

Unit 1: Armstrong 421, 15-watt per channel RMS fully transistorised stereo amplifier, frequency response from 20—20,000 cycles plus over minus 1dB less than 1% distortion on the full 15-watt RMS (as illustrated) 2 Jordan Watts loudspeakers complete in cabinets P.E. 2020 turntable, Empire 808 cartridge, frequency response from 10—20,000 cycles.
Total Price \$564.00
Special Package Deal \$450.00

Unit 7: Pioneer SA-400 amplifier, 2 Wharfedale 8in RSDD loudspeakers, Dual 1010 turntable complete with cartridge.
Total Price \$317.50
Special Package Deal \$206.00

RECORDED MUSIC SALON

C. PINCZEWSKI

TRUE FIDELITY

WHOLESALE AND TRADE ENQUIRIES WELCOME

23 COLLINS STREET,
MELBOURNE 3000
Telephone 63-6257



A READER BUILT IT!

Circuits and devices which we have not actually tested in our laboratory but published for the general interest of beginners and experimenters.

A MODULATED LIGHT COMMUNICATION SYSTEM

Mr A. G. Murrell, P.O. Box 18, Penola, S.A., has developed a communication system using modulated incandescent light, claimed to give satisfactory signals up to 300 yards by night and 70 yards in daylight.

The principle of light modulation is very simple, and I first tried out the idea in 1941 using a photo-electric cell recovered from a faulty gramophone pick-up. The exciter for the pick-up was an ordinary pea lamp, and the possibility of modulating it was investigated. All the necessary equipment was available—photo-electric cell, supply and amplifier—and it only needed the lamp to be connected across the 8-ohm speaker terminals of the transformer.

The results were very distorted. Further investigation suggested that the lamp would have to be biased so as to operate at some suitable "mid point" on the luminance characteristic curve, so that positive and negative halves of the audio AC would cause equal changes in luminance above and below this reference point. Unbiased, the lamp caused frequency doubling and gross intermodulation distortion.

A battery was therefore connected into circuit to provide a DC bias, see figure 1. The best results in this early experiment were obtained with a 2.5V lamp energised by a 3V battery, with the modulation kept below the point where the lamp could be seen to flicker. These conditions still apply. The voltage at the lamp was the battery voltage less the voltage drop across the transformer secondary winding, and was somewhat less than 3V.

This rather crude set-up gave really surprising results, and a plotted response showed the -3dB points at 45-Hz and 5KHz. The limited high frequency response is due, in the main, to the thermal inertia of the lamp filament, it being obviously impossible for the filament to heat and cool rapidly enough as the frequency increases. It was also considered that some loss may have been due to core magnetisation caused by the rather heavy DC current (300mA) through the transformer secondary.

No further experiments were carried out until 1961, when a germanium junction photo-electric cell — an STC type P50A — was substituted for the original "Lumatron" cell. The same supply and amplifier were used. A condenser lens was used to focus the light on to the small area of the cell, and

a 7in parabolic mirror was placed behind the lamp. Both lens and mirror were from theatre picture projectors. With this equipment, it was possible to send quite good quality music over a distance of up to 70 or 80 yards and intelligible speech up to 300 yards.

More recently, attention has been given to solid state circuitry using phototransistors, but results were marred by the everpresent hiss from the light-sensitive cells. The greater sensi-

tivity, however, allowed the use of much simpler and cheaper optics still with a useful range of up to 250 yards.

Some experimenting was done to see if amplifier output matching was critical. For this purpose a transformer was made up with design characteristics which allowed for the 300mA DC in the secondary and which matched the 3-ohm output of the amplifier to the approximate 8 ohms of a 2.5V pea lamp drawing 300mA, see figure 2.

It was found that, for the frequency range required and the level of distortion acceptable (voice only), the parallel feed system of figure 3 was quite satisfactory. The mismatch of the amplifier load had little or no effect due to the small amount of audio

The diagrams below illustrate the development of the transmitter. The receiver circuit is shown at right.

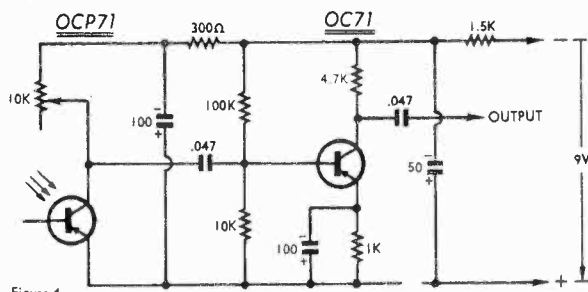


Figure 4

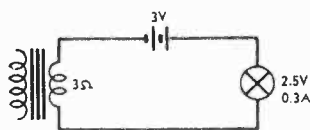


Figure 1

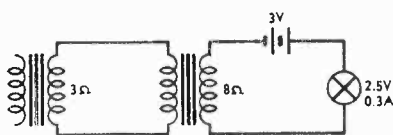


Figure 2

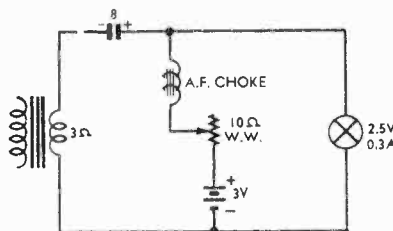


Figure 3


power being involved. It is possible to reduce the voltage across the lamp to a point where the filament is a mere red spot with the modulation causing the very slightest flicker, and still receive a good signal over a distance of more than 60 yards.

Although the main circuit shows the lamp biased from a separate battery, it may derive its power from the main amplifier battery or power supply, by adding sufficient resistance in series with the 10W variable resistor shown in the lamp circuit.


The receiver, figure 4, starts with an OCP71 phototransistor which has an ordinary 3in reading glass to focus the incoming light on to the tiny sensitive area. These are arranged in a tube made by soldering three jam tins together to provide a mounting for the lens and keep extraneous light away from the cell.

The OCP71 is quite sensitive to variations in the light intensity of what could be termed the carrier. It is possible to vary the sensitivity over a wide range by adjusting the collector load resistor to give maximum signal. Too high a light intensity can easily drive

DOW-KEY



DK60-G2C



DK78-6

HIGH PERFORMANCE

SPDT COAXIAL RELAYS

R.F. Co-axial relays with a power rating of 1 KW up to 500 MHz. Operating from coil voltages 6 to 220 VAC and DC. VSWR less than 1.15 : 1 from 0 to 500 MHz. Fitted with external DPDT auxilliary contacts if required. Used extensively by Govt. Departments and commercial manufacturers.

Prices from \$18.80 (plus ST). Available ex-stock.

Technical brochure available from Aust. Agents.

R.H. Cunningham PTY. LTD
608 COLLINS ST., MELBOURNE. 64 Alfred St., MILSON'S POINT.

Manual Coaxial Switches

Dow Key's manual co-axial switches have excellent R.F. characteristics (not wafer switches). Available in four configurations . . . SP two-throw, SP three-throw, SP six-throw and transfer switch. R.F. power ratings 1 KW to 500 MHz. Impedance 50 ohms. Ideal for antenna farm switching.

Prices from \$18.70 (plus ST). Available ex-stock.

HEAR the — FANTASTIC reproduction with a magnetic cartridge "RAPAR" SOLID STATE STEREO AMPLIFIER



SPECIFICATIONS

TRANSISTORS: 20 Transistors. 2 Power Diodes.
OUTPUT POWER: 24 Watts (4 ohm), each channel 12 Watts.
AUDIO SENSITIVITY: 16 Watts (4 ohm) continuous sine wave. 8 Watts per channel.
AUX. TUNER: 140mV.
MAG. TAPE HEAD: 5mV.
FREQUENCY RESPONSE: 30c/s, 25 Kc/s plus over minus 1 db.
HUM and NOISE: AUX. or TUNER: 60 db at 8 ohm SPKR Max. Vol. Flat Tone.
TAPE or MAG: 50 db at 8 ohm SPKR Max. Vol. Flat Tone.

MODEL RP242

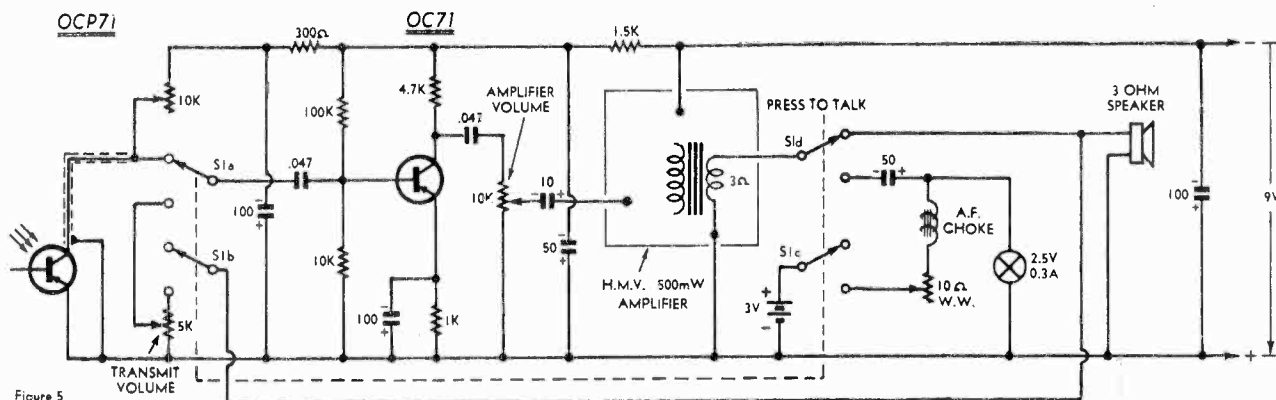
AUDIO DISTORTION: (AUX) Max. Output 1/10 Output
100 c/s 0.7% 0.52%
1 Kc/s 0.55% 0.55%
10 Kc/s 1.70% 0.6%
CONTROLS and SWITCHES: Selectors: Phono: Tape Head, Aux Tuner.
Made: Stereo, Mono.
Bass: Treble, Volume, Balance, Power.
Input: Mag. Tape Head, Tuner, Aux.
Output: 4 16 ohm SPKR.
Below 45 deg. C.
240V. AC, 50/60c/s. 90VA at Non Signal.
DIMENSION: 13in(W) x 4 1/2in(H) x 8 3/4in(D).
WEIGHT: 7 1/2lb.

FEATURING IMPORTED "RAPAR" EQUIPMENT

WRITE FOR PARTICULARS ON ANY COMBINATION YOU DESIRE

HI-FI (STEREO) PTY. LTD.

STATE SAVINGS BANK HOUSE, Mezzanine Floor, 157 Elizabeth Street, Melbourne, Vic. 3000 — 67-3263.



the OCP71 to cut-off, and the adjustment caters for this. With the receiver set to maximum sensitivity and with careful focusing of the lens, it is possible to pick up the pea lamp, without reflectors, across a 12ft room or up to 20ft with a fairly high hiss level.

If a reflector of any kind is used behind the pea lamp and the distance is less than about 40 yards, a lack of signal strength from the cell is more likely to be due to too much light than to too little! Reducing the light intensity by shading and/or adjustment of the cell sensitivity control should create optimum conditions. Reducing the lamp intensity by means of the pot in the lamp circuit will also have the desired


result provided that modulation depth is also adjusted to prevent distortion.

The amplifier which follows the phototransistor is a pre-amplifier stage using an OC71 transistor with comparatively small coupling capacitors to cut low frequencies. The main amplifier can be any type, valve or transistor, with a sensitivity of approximately 100mV. This is used for transmitting as well as receiving as it is only necessary to connect the output to the lamp circuit instead of the loud-speaker.

This is the method used in the complete circuit, figure 5, which shows one of two units used as a communication system. Using ordinary good qual-

ity torches as light sources and lenses which cost me \$1.75 each, they provide telephone quality communications usable to more than 250 yards. Distances obtainable depend on the quality of lenses and reflectors and the care with which they are set up.

Using the original equipment (one unit of which is seen in the photograph, below) first class communication was



PROTECTING OUTPUT TRANSISTORS

Mr L. Paol, Technical Officer, Department of Psychology, The Australian National University, Box 4, Post Office Canberra, A.C.T., has submitted a method of protecting output transistors from overload.

Following your article "One Stray Wire — Two Dead Transistors," published in Audio Topics in December, 1968, I would like to add this circuit I built to protect power transistors from overload.

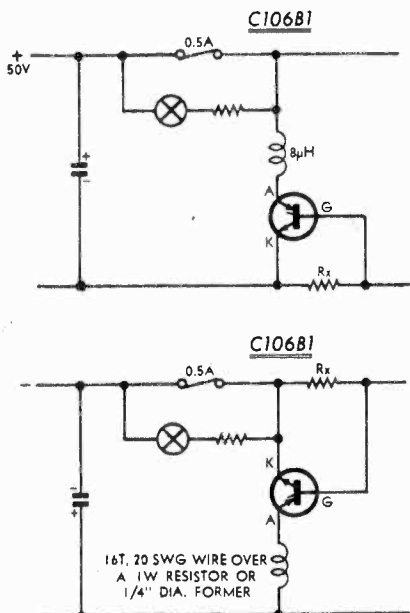
The circuit is placed between the

power supply and the power transistors. The principle is quite straightforward. The voltage developed across a properly chosen resistor will turn on the SCR when the current reaches an unsafe amplitude. This in turn presents a short across the power supply, removing 60 per cent of the voltage from the transistors in about 4 microseconds.

The inductance of 8uH keeps the current rise within the maximum allowable value. (The 0.5A fuse has about 1.5 to 2 ohms resistance.) The short circuit current, up to 35A, is under the maximum surge current limit (75A) of the C106B1. After a few milliseconds, the fuse wire will blow and the small lamp will show the overload.

The apparatus has to be switched off to restore the circuit to the unactivated condition, also to replace the fuse. If larger currents are to be drawn from the power supply, an additional resistor (of about 2 ohms) is needed between the SCR and the electrolytic capacitor.

Editor's Note: We have revised the design of our 10-plus-10 amplifier to include protection, using an alternative approach to the one shown. An overload triggers an SCR but the result is used to disable a transistor in a simple regulator circuit. The amplifier has to be switched off to restore operation, but the problem of having also to replace a fuse is avoided. The circuit will be published, probably next month.)



set up over a distance of 70 to 80 yards in broad daylight. Alignment of the beams is a little more difficult than in darkness, and there is an increase in hiss level due to the ambient light. However, the signal level indicated that a much greater distance should be possible before the signal disappears in the noise. Test distances greater than 70 to 80 yards were prevented by practical limitations such as buildings, trees, traffic, etc. The hiss due to ambient light can be reduced by painting the inside of the lens mounting tube with a flat black paint, such as chartboard black.

By using an old car headlight instead of a torch head, i.e. only increasing the reflector size, a readable signal was received at a distance of considerably more than one mile along a main road at night. Above this distance distortion became a pertinent factor due to heat haze and air movement above the road surface. The total power required to transmit and receive a readable signal over this distance was only 1.1 W!

Larger lenses, larger mirrors and more powerful lamps will all extend the range, but there is a limiting factor to the type of lamp which can be used. The type of filament dictates the thermal inertia and upper frequency limit, and a current rating of more than 300mA irrespective of voltage, brings roll-off below 5KHz. Experiments are currently being carried out with a 15W 240V light source, but unfortunately, the filament will not focus.

(Continued on page 174)



THE SHOW-OFF

There is a great reserved pride in the higher priced cartridges, such as the top-rated ADC.10E/Mk II. In quality and sound reproduction it is in a class by itself, and accordingly, you pay well for this prize.

However, take the case of the perky ADC.220 . . . BOOM. Although it sells for about one-fifth the price of the 10E, it has many of its excellent qualities . . . It has the same unique "induced magnet" principle, almost the same construction, flat frequency response, **REMARKABLE SMOOTHNESS**, and freedom from resonance in the audible range. In fact, most audio critics have taken the position that it sounds very much the same.

Although it has astounding separation at the higher frequencies (up to 20 dbs), it does not compare to the 10E separation of over 25 dbs. Yet, its higher tracking force is ideal for all playing conditions, even for inexpensive record changers. To wit, as was stated by Hi-Fi/Stereo Review Magazine, " . . . we know of no other cartridge of comparable sonic quality."

With rave reviews like these, it's no wonder why the 220 is as proud as a peacock and thrice as show-offy.

Given the opportunity, the ADC.220 can reproduce the entire musical range from piccolo to bassoon **DRAMATICALLY BETTER THAN ANY OTHER CARTRIDGE IN ITS PRICE CATEGORY**; track better ("I'm the grooviest"); and out-perform consistently.

In total, ("I'm the greatest").

And, in closing, the final word from the magazine review board, " . . .

TRULY AN AMAZING PERFORMANCE FROM A CARTRIDGE SELLING FOR ONLY (U.S.) \$19.50. It sells in Australia for \$17.00.



J. H. REPRODUCERS PTY. LTD.

293 HUNTINGDALE ROAD, CHADSTONE, VICTORIA. 3148

TELEPHONE: 277-3066

Exclusive Australian Representatives of ADC, U.S.A., and KEF, U.K., and manufacturers of the popular J. H. SYNCHRONOUS TURNTABLE.

AUDIO TOPICS

LAYMAN'S GUIDE TO RECORD MANUFACTURE

Between the recorded performance and the gramophone record which spins on your turntable, there is a chain of events which require the utmost skill and care to give you a high quality product. This article describes, in largely non-technical terms, what goes on in the record factory.

By E. B. PINNIGER

The shining black plastic disc that is the gramophone record is such a familiar object in most homes that it is taken very much for granted. Few of us pause to wonder how the minute grooves, often less than one thousandth of an inch deep, manage to contain all the information necessary to re-create in our living-room the complex sound of a full orchestra. The spread of sound and separation of instrumental detail from a modern stereo record almost rivals the experience of listening to a live performance. Most of us accept the near perfection of the modern record and we think about quality of the product only if some minute blemish in the 700 yards of groove produces the odd snap or pop which disturbs our listening. Some of us are then quick enough off the mark to complain about the shortcomings of record manufacture.

There is so little written about the complex processes used to produce a record that I suppose one cannot blame the record-buying public if they know little or nothing of the details. The wonderful BBC film of the recording of *Götterdämmerung* in Vienna must have given viewers some idea of the complexity of modern recording techniques. But few people can have seen Decca's own excellent film "Handle With Care" which illustrates the subsequent technical processes through which the complex recorded signal gets on to the finished record.

The pioneering work on sound recording was carried out by Thomas Edison and his team of co-workers, using cylinders; and Emil Berliner, who invented the disc recording. The early recordings were made by acoustic methods, which relied on the vibration set up by sound pressures in a diaphragm to operate the cutting stylus. In the subsequent development of recording methods, certain events stand out as major landmarks, notably the

introduction of electric recording systems; the invention of the single groove stereo recording, first successfully demonstrated in 1930 by the brilliant British scientist Alan Blumlein, of the E.M.I. company, whose death during the war was a major blow to science; and the development of the lightweight pickup which made possible the long-playing microgroove disc.

On a somewhat lower plane, but still contributing to the present-day excellence of recordings, are the steady improvements in pressing materials and

studio equipment; and, of course, the development of the tape recorder which is used exclusively now for the initial recording.

Few readers of this magazine will not be familiar with the method of operation of tape recorders. As the professional recorders used by the recording industry operate on the same basic principles, despite their more elaborate construction, there is no need to go into details of the master tape, which nowadays forms the starting point of gramophone record production. Of course, the original tape must be as near perfect as possible, if the finished record is to have the desired standard of quality.

The tape is its final edited and approved form is known as the Master Recording. The disc that we know really begins to take recognisable shape with the transfer of the recorded signal on the tape to the blank lacquer disc. This Recording Blank, as it is termed, consists of a disc of aluminium coated

Figure 1. Profile of the standard LP groove, showing the reduced bottom clearance on a 0.0005in radius stylus (right) compared with an 0.0001in stylus.


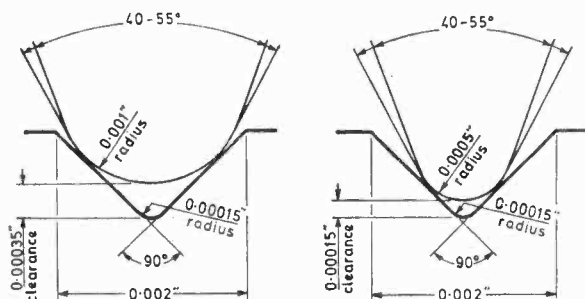


Figure 2. A bank of rotary nickel plating tanks as used in record production. (Courtesy Metals and Methods Ltd.)

This article is reproduced from "The Gramophone" by arrangement. The author is employed by British Homophone Company Ltd.

CHOOSE THE BEST CHOOSE GOODMAN'S

12 INCH HIGH FIDELITY LOUDSPEAKERS

Goodmans loudspeakers possess an envied Tradition of Excellence, earned by setting the very highest standards: of impeccable performance, enduring reliability, flawless reproduction and outstanding value.

Goodmans range of 12" High Fidelity loudspeakers includes AXIOM 201; AXIOM 301, the world's largest-selling 12" High Fidelity loudspeaker; TRIAXIOM 212c and 1220c—each the best in its class.

Just look at these features—

ALL MODELS

A pure plastic roll suspension for the moving assembly, providing great strength and excellent acoustic termination, and allowing long and linear excursion, reducing distortion to new, low limits.

A pressure diecast chassis, in which open construction and high rigidity are combined to give positive alignment of all parts and to minimise chassis resonances.

Smart new hammered grey finish.

AXIOM 201 and 301

- Twin diaphragms—with automatic crossover from the 12" base cone to the smaller high stability plastic terminated inner cone.
- Long throw aluminium voice coil suspended in a massive FERROBA 11 magnet system.

TRIAXIOM 212c and 1220c

- Twin cones, plus high efficiency HF pressure unit, in one compact unit. Built-in crossover and attenuator, on flying lead, for high frequency level balancing.
- A full sized 12" Superfoam patented diaphragm for rich tone bass.

The results speak for themselves. Hear them soon.

THE FULL RANGE HIGH FIDELITY LOUDSPEAKERS

AXIOM 201

12 inch—15 watt—15 ohms
Frequency range:
30-16,000 c/s



AXIOM 301

12 inch—20 watt—15 ohms
Frequency range:
30-16,000 c/s




TRIAXIOM 212c

12 inch—15 watt—15 ohms
Frequency range:
30-20,000 c/s

TRIAXIOM 1220c

12 inch—20 watt—15 ohms
Frequency range:
30-20,000 c/s



For illustrated literature post coupon or telephone the sole Australian Distributor:

**BRITISH MERCHANDISING
PTY. LTD.**

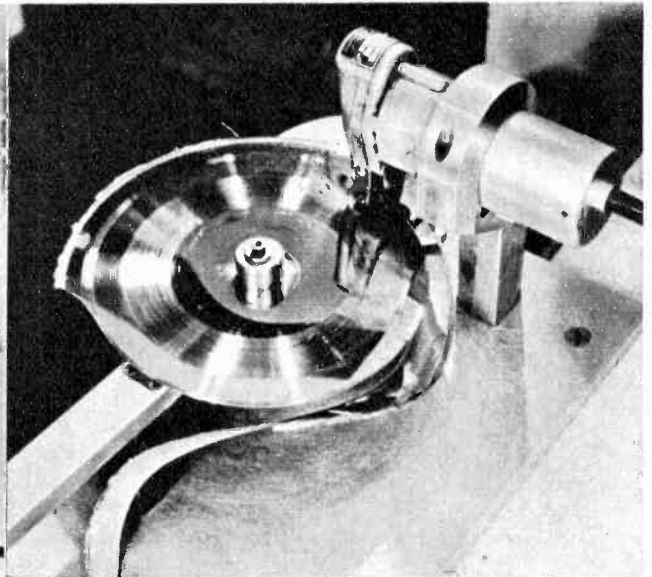

49-51 York St., Sydney. Telephone 29 1571

Please forward literature re. Goodmans Loudspeakers (free and post free).

Name.....

Address.....

State.....



LEFT: Figure 4. Cleaning a metal master to remove contaminants before a mother is made by electro-deposition.

RIGHT: Figure 5. Trimming excess metal from an unfinished stamper.

with a cellulose lacquer. The formulation of the lacquer is very carefully controlled to produce a compound suitable for cutting by the recording stylus. This cutting stylus consists of a minute sapphire chisel which cuts a groove in the lacquer of the recording blank by removing material in the form of a continuous, thread-like swarf. Cutting the disc to produce the master takes place on a special precision lathe. The recording blank rotates on the face plate (turntable), usually being held in position by suction, and the cutting head is carried on a lead screw which traverses it across a radius of the disc.

In basic principles, the cutting head is the converse of a gramophone pick-up. The signal is fed to a coil, producing movements of the armature to which the cutting stylus is attached. Pitch and depth of groove can be automatically varied to accommodate changes in the degree of modulation of the groove. It is also usual for the cutting stylus to carry a minute heating coil in order to soften the lacquer as it is cut. The resulting swarf is removed by suction. Naturally, clean air conditions are vital both at the cutting and the later pressing stages.

The sound track on a record takes the form of an archimedian spiral which, on a long playing record, consists of a groove of 90 deg. included angle, 0.022in top width and 0.00015in bottom radius. On a monophonic disc the modulation is lateral: on a stereophonic record the groove carries two signals recorded at 90 deg. to each other and at 45 deg. to the plane of the record surface. Differences in phasing and content between the two signals cause the groove to vary in both depth and width. Normally the outer wall of the groove carries the channel which actuates the right hand loud-speaker.

Having now obtained the original recording in a form substantially similar to the finished record, the disc now goes through a sequence known as electroforming. Although the sound track is now in exactly the same form as it will appear on the finished record, and is capable of being played, it is not usually considered advisable to do so as the risk of deforming the soft lacquer groove is so great.

Electroforming is basically a form of heavy electroplating. Ordinary plated articles have metal deposited on the surface less than one thousandth of an inch thick, whereas an electroformed record master may have 25 times this amount. Recording blanks are of an insulating material, therefore the first step in processing is to render the surface electrically conducting.

All the earlier recordings were made "live," the signals obtained going directly on to massive wax blanks (in fact the term wax still persists in the trade). Waxes were usually "metalised" by coating the delicate surface with finely divided graphite or bronze powder to produce the necessary conducting film. The fact that this mass of individual particles gave rise to noise was masked by the fact that the shellac pressings of that time contained a mineral filler which was responsible for the typical record surface noise. In the later years of 78rpm records, attempts were made to process waxes by chemical methods employing the immersion deposition of silver, or vacuum coating with gold or silver. However the introduction of direct recording on to lacquer discs, just before the last war, produced a revolution in the industry. Lacquer blanks are thin and light. They do not need the exacting conditions necessary for cutting waxes and the surface is not so easily damaged. From the processing angle a lacquer disc is much more

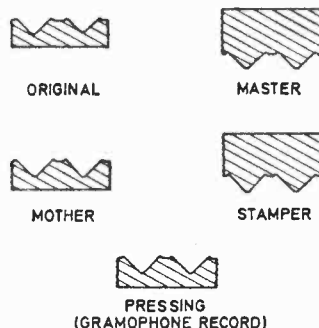


Figure 3. Stages of production leading up to the stamper used for record production and the actual pressing.


easily "wetted" than a wax and, as all processing solutions are aqueous, a wet silversing process can be used.

The first stage consists of careful cleaning of the disc with detergent to produce a chemically clean surface, with a water film showing no breaks. After sensitising in a special solution, the disc is rinsed with pure water and a silver film applied by a special spray gun with two barrels. The two jets of mist blend on the surface of the disc to produce a mirror bright film of silver by chemical reduction. One jet applies a silver-bearing solution and the second a reducing agent which causes rapid deposition of the silver in the metallic state.

The next stage is the deposition of the metal master (or negative). Until recent years, electroforming of the master and subsequent positive usually used copper. However, with improvement in nickel plating processes, almost all record electroforms are now made in nickel. Basically, the process consists of connecting the silvered disc as the cathode in a nickel electrolyte with pure nickel anodes. A DC current of up to 200 amps per square foot is passed at 12V to 16V. Under these conditions, nickel is deposited from the nickel sulphamate electrolyte at a rate of about 0.01 inch/hour, to produce a master of suitable thickness in 1½ to 2 hours. Conditions under which the deposit is made vary widely in different factories but it is usual to rock or spin the cathodes while the nickel solution is constantly agitated and filtered. Under the right conditions the nickel is fine grained, hard yet ductile, free from stress and is almost ideal for the production of masters.

When the metal has reached the required thickness, that is after a specified number of ampere-hours, the disc is removed from the plating tank and stripped from the metal master. This operation often damages the delicate lacquer surface, which is then of no further use. The newly stripped master

AKAI[®] *From Melbourne's leading tape recorder specialist*



AKAI X-300

10½" Reel Studio Tape Recorder with Cross-field Head, 4-track Stereo-Monaural Record-Playback; 3 Outer Rotor Motors (No Belts); 4 Heads; 2 Speeds and 15 ips optional; 50 W Solid State Amplifier; Sound over Sound; Automatic Shut off; Frequency Response: 30 to 24,000 cps \pm 3 db at 7½ ips.

Check our amazingly low discount prices on the entire range of AKAI Model X 300 (illus.) list \$7 86 our price \$495.

DOUGLAS TRADING P/L

Inc. City Hi Fi — Tape Recorders (Vic.) — BJD Electronics
191 BOURKE STREET, MELBOURNE 3000—PHONE 63-9321

is carefully rinsed, dried and any roughness removed from the edge. It is then "filmed" by immersion in a potassium dichromate or organic colloid solution which produces a separating film about one molecule thick on the surface. This enables a further positive electroform to be made on the master and subsequently parted from it. This second electroform is known as the positive (or mother) and is in effect a record in solid nickel, which can be played for quality control purposes.

For the production of the stampers, which are the negatives used in pressing the record, the positive is "filmed" and a third stage nickel electroform

added layer of metal nowadays, though it was essential with the abrasive materials used for 78rpm records.

As all the operations needed to produce a stamper have now been completed, the final stage is reached with the production of a test pressing. Before we consider the production of pressings it will be as well to examine the raw materials from which records are manufactured. The old-standard 78-rpm disc consisted of a compound made in the following proportions: shellac 25-30 per cent, other resins up to 5 per cent, mineral filler 50-60 per cent, pigments, lubricants, etc., about 5 per cent. It will be seen that over




Figure 6. A four column press for 7in disc production. (Courtesy Hunt and Mitchen and British Homophone Co. Ltd.)

produced. These stampers are usually thinner than the previous stages, being only about 0.01 to 0.015 inch in thickness. All the matrices, which is the generic term by which processing electroforms are known, have a mirror surface and are objects of quite considerable beauty. It is fortunate that they are capable of reproducing the minutest details through all the stages of processing, otherwise the mass production of records would be impossible.

Even when the disc has reached the master stage and is in solid nickel, careful handling is vital. At the negative stage, the minute bottom radius of the groove is very easily damaged. The plates are carefully examined for blemishes at each stage. Finally, the stampers are trimmed to size and provided with an exactly central pilot hole. To do this, the spiral is centred by viewing it through a microscope while it rotates on a face plate. This is adjusted until the spiral feeds steadily towards the centre without any "kick back." The thin nickel plate is then "coined" in a forming tool to provide the contours of the modern LP record with raised edge and centre. In the case of a 7-inch stamper, the anti-slip serrations are also embossed at this stage. In some factories the stamper is given a light flash of chromium plate to improve abrasion resistance. Opinions vary on the need for this

50 per cent of the mix consisted of a cheap mineral filler so that, despite the fact that shellac was itself quite expensive, the compound could be produced comparatively cheaply. The hard mineral was needed, as acoustic soundboxes, and early "groove straightener" pickups, often had needle pressures of 150-200 grams, which amounted to tons per square inch on the record face. Under these playing conditions it was essential that the needle sustained more wear than the record.

The principles employed in pressing LP records are similar to those used for shellac discs but the techniques have become much more refined and the raw materials are synthetic rather than natural products. Natural raw materials (particularly shellac, which is an insect product) are very prone to variation between batches and quality control becomes very difficult. Synthetic materials can be much more uniform in quality. In contrast to the heavily filled shellac material, modern records contain up to 95 per cent of basic plastic and only the odd 5 per cent of pigments, stabilisers and lubricants. The plastic employed is usually a copolymer of vinyl acetate and vinyl chloride. Polystyrene, cellulose acetate and polyvinyl acetal have all been tried in the past but the best combination of wear resistance, dimensional stability and satisfactory signal-to-noise

If you want STEREO EQUIPMENT

You'll deal better with
H. B. RADIO SALES

MARCH SPECIALS

KENWOOD TK250 AMPLIFIER/ 2 Wharfedale Golden 10 speakers in R2 teak cabinets—Dual 1009F player with Shure magnetic cartridge on platform, **\$386.00.**

KENWOOD 150 AMP, 2 Magnavox 10in speaker systems in Teak. Garrard AT60 with Shure M44G on Platform, **\$275.00.**

TOKAI AMP. 2 Magnavox 8in speakers, Garrard 1000 Players on Platform, **\$98.50.**

NEW B.S.R. UA70 Stereo Changer-Player (or Garrard 50 MkII) on teak platform, **\$47.50.**

MAGNAVOX or ROLA design slimline cabinet with 8 W.R. (V.C. 15, 8 or 3 ohms) or 8 CMX speaker fitted **\$27.50**
Cabinet Kit only **\$10.50**

MAGNAVOX 10 W.R. and 3 T.C. Tweeter with Crossover network in 2 C.F. cabinet 1/2" material **\$41.00**
12 W.R. in 3 cubic ft. cabinets **\$43.00**

GOODMANS design 3 CF Cabinet and Twin-axiom 10 speaker, 1/2in material **\$55.00**
Cabinet Kit and Speaker **\$44.20**

WHARFEDALE design, 3 CF cabinet (R3) 1/2in material and Golden 10 speaker \$58.50
Cabinet Kit and Golden 10 Speaker **\$47.50**

Special quotes for other Wharfedale or Goodmans speakers.

Available in Maple, Walnut or Rosewood colours. Teak veneer \$1 extra for Slimline and Bookshelf models. \$3.00 extra for others.

PLAYMASTER Bookshelf Spenser System, Complete, \$31.00
Cabinet kit only \$7.

All other parts, including speakers, innerbond, etc., **\$16.00**

POINT 4. BOOKSHELF UNIT, complete kit of parts, cabinet, speaker, innerbond, etc., **\$25.00.**
Complete. Price **\$35.00.**

PLAYMASTER Super Bookshelf System, Complete, \$43.00.
Cabinet kit only **\$10.50.**

All other parts, including speakers, innerbond, etc., **\$25.00.**
Teak, **\$1.00 extra.**

Packing charge \$1 per order.

Postage. N.S.W., \$1.00; Qld., V.C. Tas., \$1.40; other States, \$2.00.

Send for Stereo Catalogue



H. B. RADIO SALES

Manufacturers of Quality Radio and Radio Furniture for 36 years

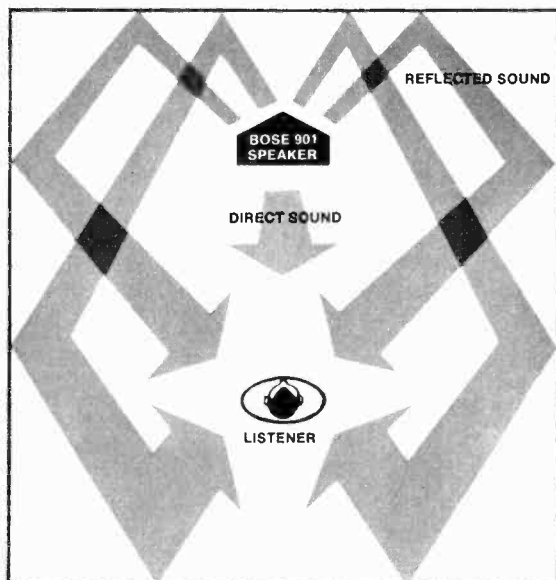
103-105 Catherine Street,
LEICHHARDT, SYDNEY

Telephone 56-5580

5 sides to a revolutionary new speaker!



**BOSE 901
Stereo Speaker
System**



Now in Australia! The Bose 901 — the pentagonal-shape Speaker that's the only one of its revolutionary kind in the world. There are five sides to the story, too, on why you'll prefer this new dimension in high-fidelity sound:

1. For more than 30 years speaker design has consisted of merely experimental speaker rearrangement and modification of materials. Then years ago, the American Bose Corporation embarked on a programme to include the principles of acoustics for consideration.
2. The result is the Bose 901, consisting of 9 speakers, eight of them angled to the rear, with the ninth mounted on the front of the enclosure facing the listening area.
The reason was that constant research had revealed the interesting concept of reflected sound. In a concert hall, only a small portion of the sound reaches the listener through a direct path from the instruments, while the far greater ratio
3. arrives via reflections from side and rear walls. (See diagram above.)
The shape of the Bose 901 ensures maximum utilisation of this significant technical phenomenon.
4. For precise control of the frequency response of the radiated sound the Bose Active Equaliser is included in the Bose 901 speaker system.
The effect is high-fidelity realism, a sense of presence, of surrounding sound, yet emanating as from a front stage, across which the orchestra seems uniformly distributed.
5. From almost any position in a room you will observe the clarity and definition of individual instruments, accurate tonal balance of organ lows, violin highs, the full range of percussion. The Bose 901 Speaker is the most technically advanced in the world today. A new dimension in high-fidelity sound you'll want to possess.

FIRST AND ONLY AUSTRALIAN DISTRIBUTORS

W. C. Wedderspoon Pty. Ltd.

193 Clarence Street, Sydney, 2000. 29-6681

ratio seems to be found in pressings made from vinyl copolymer.

In the pressing of 78rpm discs, the shellac material was normally made up in rectangular slabs or biscuits. These were softened on a steam-heated hot plate immediately before the pressing operation.

With suitable adjustment of operating temperatures, the same system has been adapted for the pressing of the LP disc. The vinyl compound is used in the same biscuit form, and is pre-heated on the hot plate to 290 deg. F before being placed in the press. Other methods which are currently practised is to use the vinyl compound in granular form and to pre-heat it by hot air blast so that it starts to cohere before it is fed to the press.

More recently, a method has been finding favour in which the basic dry ingredients of the vinyl compound are mixed in a special blender to become as homogeneous as possible, then forced out through a turn by a worm type drive similar to that used in the domestic mincing machine, passing through a heating zone in the process so that it emerges in plastic form. The material extruded in this way is placed directly onto the press.

When the material is in position, the two halves of the stamper are brought together by hydraulic pressure which is carefully controlled to ensure that the material is evenly pressed over the entire surfaces of the stampers. The stampers are then automatically cooled by cold water flushed through the dies, so that the vinyl sets immediately, and the finished disc can be removed from the press.

A gramophone record, then, is simply a moulding of thermoplastic material, produced from two stampers by the application of heat, pressure and subsequent cooling. A record press consists of top and bottom platens carrying the record dies which in turn hold the stampers. Provision is made for closing the daylight between the platens by applying hydraulic pressure to one of them. The dies must be capable of being heated and cooled at the correct points in the pressing cycle.

In its simplest form, the press consists of a four-column structure with a fixed head and portable dies mounted on slides; the base consists of the main hydraulic cylinder and piston. In the open position the dies are supplied with steam for heating, and insertion of the dies completes an electrical circuit bringing into operation a process timer. This applies the hydraulic pressure and, after a pre-determined period of heat, shuts the steam valve and opens a further valve causing cold water to circulate through the dies. When the record is cooled sufficiently, the hydraulic pressure is released causing the press to open. The moulded record is then extracted and steam heating is restored to the die faces in readiness for the next cycle.

The usual type of top platten or press head is pivoted and counter-balanced to form a tilting head press. In this case the dies are fixed to the platens and, after loading, the pressing cycle commences with the lowering and locking of the head. The actual time cycle is very critical and the stampers must be at the correct temperature at the start of each moulding sequence. A typical example of such a manufacturing sequence is as

follows: open press time for loading labels and material 10sec, automatic closing and locking or press 5sec, heat and pressure 10sec, cooling 20sec, opening press 5sec. This is a total press time of 50 seconds for the production of a 12-inch record. As, during this brief period, the temperature of the die may range from 80 deg to 320 deg F, it is obvious that efficient steam and water circulation and rapid heat transfer are essential. In compression moulding the weight of material used always slightly exceeds the weight of the finished record. The waste material forms a ring or "flash" round the record and the removal of this flash is the only operation needed to complete the manufacture.

Records may also be made by injection moulding. In this the pre-plasticiser is an integral part of the press and closing the press results in injection of the soft plastic into the mould cavity. This method is speedy and can be used with double impression dies to produce two records per press cycle. The application of this technique to the production of 12-inch long playing records presents problems but at least one factory is making 7-inch records in large numbers by this method. It is a development of which more may be heard in the future.


A very obvious feature of the finished record is the label. This should be of attractive design, and well printed, but the paper and print must be capable of withstanding the high temperatures and pressures encountered in the pressing cycle. No adhesive is necessary or desirable as the labels are moulded into the surface of the plastic and will not be removed even by prolonged immersion in water. The stampers are held in the dies by means of clamp rings at the edge and steel bushes at the centre. There is a fixed pin in the bottom bush and a retractable pin in the top. These pins must be of the correct diameter to form the centre hole of the record and the hole in the centre of the labels must be dimensioned to grip the inverted top pin and locate correctly in the centre of the record. Setting up the stampers and bushes calls for great care as the centre of the recorded spiral must coincide exactly with the centre of the pin which forms the central hole; otherwise the record will be a "swinger."

As they come off the press, the records are stacked in special containers or on a spike. Periodically they are collected from the press and passed to the examination and bagging department. There they are inspected and placed in the inner bags and, finally, printed sleeves before being packed in boxes ready for dispatch.

The first pressing from each set of stampers goes for critical evaluation by quality control, where it is checked for concentricity of the centre hole and played to check for sound quality. At regular intervals during the production run, samples are taken and similarly checked. Thus everything possible is done to ensure that the gramophone record reaching the customer is technically perfect and free from blemishes. That a few accidents occur is the penalty we pay for the economic benefits of mass production. In fact, faulty records represent an extremely small percentage of the millions of records manufactured each year.

The HI-FI experts

Have expert advice on your choice of a stereo system. Come to Kent Hi-Fi and choose from our complete range of imported, world-famous brand Turntables, Amplifiers and Speakers. We'll advise you on latest trends and on the best value system for your price. Our personal six months' guarantee covers every unit sold, delivered and installed free of charge.



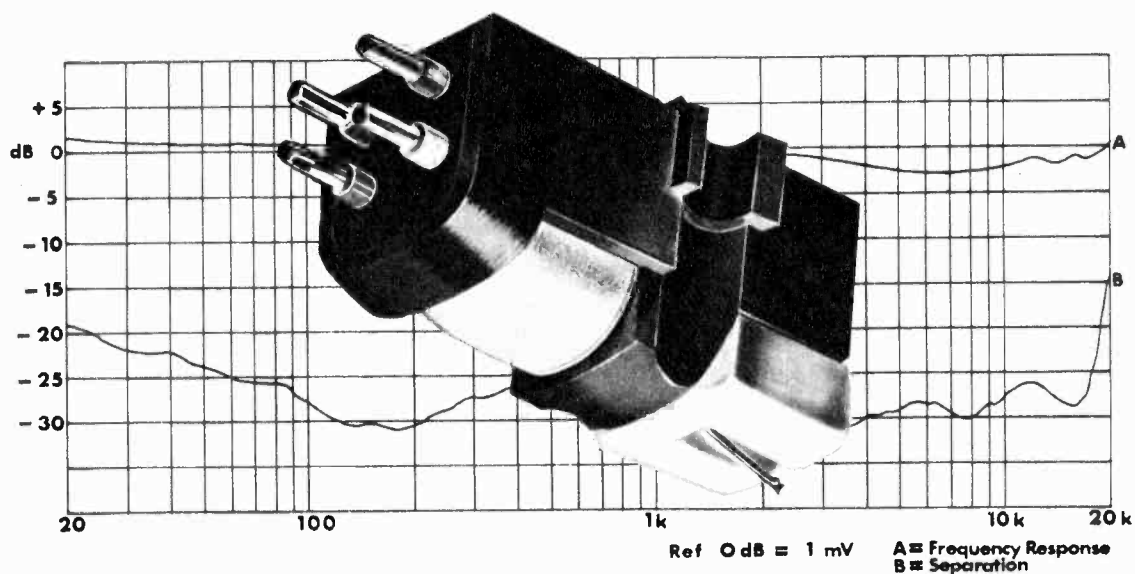
**BOSE 901
SPEAKER
SYSTEM**



While you're here, inspect the newest, most-revolutionary trend in speakers, the Bose 901, designed with five sides, on the basis of technical discoveries during ten years of research into acoustics. Bose 901 gives fuller, more realistic high-fidelity reproduction.

KENT HI-FI
432 Kent Street, Sydney. 29 2743
(20 yards from Druitt Street)

Chosen by the BBC... GOLDRING '800' SERIES



Goldring '800' and '800E' free field stereo cartridges

With a choice of the finest cartridges anywhere in the world, BBC engineers chose the Goldring '800' series. They recognised the unparalleled advantages of the 'free field' system in re-creating the finer shades of original sound. Read the specifications and you'll agree. In these cartridges a very lightweight tube of magnetic material lies in a 'free field' generated by a fixed source coupled to a low mass diamond point. They feature low mechanical impedance, tracking at 1 to 3 grams (800) and 0.75 to 2 grams (800E), screening from external hum fields, gold-plated contacts. Stylus is replaceable.

Specifications:

	'800'	'800E'
Type	Magnetic	stereo & mono
Frequency Response	20Hz-20kHz	10Hz-25kHz
Sensitivity	5.5 mV at 5 cm/sec	25dB at 1kHz and
Separation	nowhere less than 15 dB	
Load	100k-47k/ohms	
Compliance	20×10^{-9}	30×10^{-9}
Static	cm/dyne	cm/dyne
Effective Point		
Mass	1 mg	less than 1 mg
Stylus Point	Conical 0.0005" diamond	Elliptical 0.0008" x 0.0003" diamond
Tracking Weight	1-3 gm	0.75-2 gm
Head Weight		8 gm
Connections		4 pins
Fixing		Standard 1/2" centres
Vertical Tracking Angle		15°
Mu-Metal Shield for hum protection		
Removable Stylus		

GOLDRING ENGINEERING (A'ASIA) PTY. LTD.

N.S.W.: 443 Kent Street, Sydney. 29-1275/6/7

VIC.: 368 Little Bourke Street, Melbourne. 67-1197

QLD.: 235 Edward Street, Brisbane. 2-3247

W.A.: 91 Hay Street, Subiaco, Perth. 8-4988

S.A.: 77 Wright Street, Adelaide. 51-5117

FROM THE EVER-WIDENING RANGE OF HI-FI EQUIPMENT AVAILABLE FROM GOLDRING.

There's an **AIWA** microphone to solve your recording problem.

AIWA DM.57 DYNAMIC MICROPHONE—Impedance: 60 and 50K. Frequency Response: 100-13,000 cps. Sensitivity: 75 db's. Dimensions: 7½" x 1½". Weight: 14 ozs. **\$16.80**

AIWA DM.17 OMNI-DIRECTIONAL DYNAMIC BOOM MICROPHONE—Impedance: 50K or 50Ω. Frequency Response: 70-14,000 cps. Sensitivity: 75 db's. Dimensions: 5½" x 1½". Weight: 10½ ozs. **\$16.80**

AIWA DM.51 DYNAMIC MICROPHONE. Impedance 50Ω or 50K. Frequency Response: 50-15,000 cps. Sensitivity: 55 db's. Dimensions: 10" x 1½". Weight: 29 ozs. **\$27.00**

AIWA DYNAMIC NON-DIRECTIONAL MICROPHONE DM.13—Impedance: 50K or 50Ω. Frequency Response: 60 c's-14,000 cps. Sensitivity: 55 db's. Dimensions: Length 10½". Weight: 18½ ozs. **\$23.00**

AIWA UNI-DIRECTIONAL DYNAMIC MICROPHONE DM.47—Impedance: 50Ω or 50K. Frequency Response: 40-18,000 cps. Sensitivity: 75 db's. Dimensions: 5½" x 1½". Weight: 18 ozs. with cord. **\$36.00**

AIWA DM.10 DYNAMIC DESK MICROPHONE—Impedance: 50KΩ or 50Ω. Frequency Response: 60-13 Kc's. Sensitivity: 75 db's. Dimensions: 7¼" x 1½". Weight: 11 ozs. without stand. **\$16.80**

AIWA DM.14 DYNAMIC MICROPHONE—Impedance: 50Ω or 50K. Frequency Response: 90 c's-14,000 cps. Sensitivity: 75 db's. Dimensions: 3½" x 1½". Wt. 10 ozs. **\$12.50**

AIWA DM.67 CARDIOD DYNAMIC MICROPHONE — Impedance 50Ω or 50 KΩ. Frequency response 100> 12000 CPS with 15 dB. Front to rear separation. Sensitivity: 74 dB. Dimensions: 5½" x 2" max. Weight: 8 ozs. **\$30.00**



DM 57



DM 17




DM 51



DM 13




DM 10



DM 47



DM 67



DM 14




Distributed by:
GOLDRING
ENGINEERING (A'ASIA) PTY. LTD.

N.S.W.: 443 Kent St., Sydney. 2000. 29-1275.
VIC.: 162 Telham St., Carlton, Vic. 3053. 67-1197.
QLD.: 415 Adelaide St., Brisbane, Qld. 4000. 23247.
W.A.: 32 Northwood St., Perth, W.A. 6007. 84988.
S.A.: 77 Wright St., Adelaide. 5000. 51-5117.

GE:P345

can you afford to buy anything less than SANSUI?




Illustrated this month: The new Sansui Model 800 Tuner/Amplifier. 70 watts music power.

Twelve months from now you will have forgotten precisely how much you paid for your Sansui Amplifier. Price will have become irrelevant. The only important factor in your mind will be how satisfied you are — how glad you paid that little bit more for the first class workmanship that has been put into your Sansui.

On the other hand, if you bought something that was a "bargain" and maybe only bought it because it was cheap, you will most likely regret it for ages. Measure it this way: Over a ten year period of enjoyment and complete satisfaction with your amplifier, is it worth jeopardizing all this to save a few dollars?

12 models to choose from



... and appearance wise they look what they are ... top performance combined with smart styling.

SANSUI

Imported direct from Japan by: Magnecord International Pty. Ltd., Chapman House, 210 Clarence St., Sydney 2000. Tokyo Office: Tokyo Ginza Building 5-6 Chome, Ginza, Tokyo.



Classical reviews

By JUDIAN RUSSELL

Karajan "lyrical" in new Rheingold

WAGNER — Das Rheingold. Complete Music Drama. Dietrich Fischer-Dieskau (Wotan); Robert Kerns (Donner); Donald Grobe (Froh); Gerhard Stolze (Loge); Erwin Wohlfahrt (Mime); Zoltan Kelemen (Alberich); Karl Ridderbusch (Fafner); Martti Talvela (Fasolt); Josephine Veasey (Fricka); Simone Mangelsdorff (Freia); Oralia Dominguez (Erda). Berlin Philharmonic Orchestra conducted by Herbert von Karajan. DGG Stereo 104966/7/8.

Back in 1959 Decca issued the first complete recording of "The Rheingold," in the now famous Solti performance. In those days even the most sophisticated of critics was awed by the sound of producer John Culshaw's anvils and the shrieks of the Nibelungs when they fled from Alberich's whip. The set won instant universal success, both artistically, and, surprisingly so far as Decca's upper echelons were concerned, financially. It was this later factor that encouraged the always venturesome company to record the whole of "The Ring," a project which took six years to complete. Decca recorded the works in the order Wagner wrote them, with their recording techniques improving all the time until, when they reached "Götterdämmerung," they produced a set which many today still regard as the finest example of the recording engineer's—and recording producer's—art.

It was inevitable that another complete recording would appear one of these days, the only impediment being the vast cost of such an enterprise plus the fact that there was always the danger that anyone who wanted a complete set of "The Ring" would already have the Decca and would be naturally reluctant to go to the expense of buying another. DGG took the plunge and with conductor Herbert von Karajan started their set with the "Ring's" most popular component, "The Valkyrie." Now we have "The Rheingold" in a version that can stand up fearlessly to its earlier rival. Both the Solti and Karajan sets have enormous virtues and a few shortcomings. The approach of each conductor to Wagner's great scores is slightly, but nonetheless importantly different.

Very briefly the difference between the two readings might be summed up as Solti's being the more vivid, more overtly dramatic, Karajan's the more lyrical. Indeed there are long passages in Karajan's "Rheingold" in which the orchestra is treated with almost chamber music-like sensitivity. Yet let there be no mistake, Solti's fine performance never lacks lyricism, while Karajan, if

perhaps more sparing in his use of overwhelming climaxes, never plays down a dramatic thrust when it occurs.

When, however, comparison is made of the singers in the two sets potential buyers will find their choice still more difficult to make. For one singer excels in his Decca role, another is better in the DGG version. The most important character in "The Rheingold" is Wotan, the king of the gods, his character a mixture of grandeur, irresolution, and disreputable shiftiness. For Decca, George London offered a Wotan given godlike stature by his powerful, dark-coloured voice and dignity of bearing. DGG's Fischer-Dieskau has a lighter voice but scores on the grounds of his perfect diction, used with such high musical intelligence that every word receives its full value. And, in my opinion, Fischer-Dieskau's already great performance is helped to a great extent by Karajan's use of his orchestra in a slightly more custom-built account of the accompanying music.

The same problems of preference are presented by the other characters. I found nothing to separate the two Alberichs, both Niendlinger for Decca and Kelemen for DGG allotting their part a full measure of malice and hatred. With Donner I found the choice easier, preferring Waechter's (Decca) to Kern's solely on the former's bigger voice that is more suitable to the god of thunder. On the other hand Wohlfahrt's Mime (DGG) is, to me, preferable to Kuen's (Decca) because his vocal characterisation is both deeper and broader. DGG's and Decca's Fafner are about equal and both fine, but the former's Fasolt, Talvela, has a walkover win over his Decca rival, Kreppel.

After Wotan's, the most important contribution to "The Rheingold" must come from Loge, the tricky god of fire who encourages his master in his double dealing, and here again I choose Stolze as the finest Loge singing—and acting—the role today. He was the Loge in the Bayreuth performances of "The Ring" I attended in 1962, and I left the Festspielhaus after "The Rheingold" feeling that his had been the performance of the evening. I thought at the time that a good deal of his success was due to the highly imaginative production by Wolfgang Wagner, but even without the benefit of this visual aid, his recorded performance is just as vivid and his understanding of the complex character just as surely projected.

I find little to choose between the excellent performances by the women in both sets, though I have a slight

preference for Decca's Rhinemaidens. But the most formidable problem of choice is offered by the different orchestral readings of Solti and Karajan. Both present incontrovertibly valid interpretations with Solti's perhaps the most vehement and immediately impressive, and Karajan's better calculated, with the whole work, and not only a scene to scene, presentation in mind.

Some readers may think Solti's brilliant use of his brass more dramatic than Karajan's restrained handling of this section of the orchestra. But it must be remembered that Wagner, who himself designed the Bayreuth Festspielhaus especially for performances of his works only, was careful to make provision for the brass under the apron of the stage, the better to balance the orchestra against the singers. That Karajan's brass is less assertive shows—to me at any rate—that this was in his mind when he made the DGG recording. Temperamentally the two conductors are very different and which you will prefer must always remain a personal choice. The engineering of both sets is fine and I can only express my regret at not being able to make a more clearcut decision on which to buy.

The old Decca set has been recut and is nowadays obtainable only on special indent. The DGG should be available in most good record or music stores. There is a difference of only 50 cents in the price, the Decca \$17.50, the DGG \$18.

★ ★ ★

BRAHMS—Piano Concerto No. 1 in D Minor. Daniel Barenboim with the New Philharmonia Orchestra conducted by Sir John Barbirolli. HMV Stereo OASD 2353.

There have been many fine recordings of the two Brahms Piano Concertos but I like this new one of the first as well as any, and better than most from all those I heard. In the first place, here is an interpretation that has many novel features, none of them wilfully eccentric. Thus Barbirolli's majestic introduction makes one immediately expectant of something different. It is immensely massive but quite without stodginess. The whole structure is enlarged to heroic proportions but without disfiguring inflation. Moreover despite this weight, Barbirolli brings to the notice small details of the scoring which might have otherwise passed unheeded. And I repeat that he does all this without hint of freakishness. It all sounds immensely grand.

As soon as Barenboim enters you know that you can look forward to a completely satisfying collaboration between soloist and conductor, for Barenboim's playing has the same grandeur as Barbirolli's. For a pianist in his middle 20s his is an astonishingly mature performance, forceful when that merit is necessary but beguilingly tender in Brahms' moods of poetic reverie. You won't have to be much of an expert to spot an unusual detail in his performance. A cadenza plainly marked forte by the composer is delivered very quietly indeed. Why I shall probably never know. From the wilful Glenn Gould such an adven-

SHURE

**the finest range
of high quality magnetic
cartridges available**

V 15 Type II
\$ 87.50*



M 75EJ Type 2 \$38.00*
M 75E Type 2 \$45.00*
M 75G Type 2 \$35.00*
M 75-6 Type 2 \$29.50*

M 55 E
\$ 32.50



M44E \$28.50* M44C \$18.00*
M44-5 \$20.00* M31E-EP \$25.00*
M44G \$19.50*
M44-7 \$19.50* M32E-EP \$25.00*

PRE-MOUNTED CARTRIDGES

M80E-D19 \$38* M75E-D19-Type 2 \$50*
DU10-M75E-Type 2 \$48* M75E-95G-Type 2 \$50*

Contact your local representative for
detailed literature on SHURE magnetic cartridges.

N.S.W.: Audio Engineers Pty. Ltd., 342 Kent Street, Sydney.

W.A.: Athol M. Hill Pty. Ltd., 613-15 Wellington St., Perth.

QLD.: Ron Jones Pty. Ltd., 7-9 Merton Rd., Woolloongabba,
Brisbane.

VIC.: Audio Engineers (Vic.), 2A Hill St., Thornbury.
Phone 44-3295.

* Recommended Resale Price.

ture might well be expected, but from anyone with the respect Barenboim has always shown for strict observance of the composer's intentions it is a little puzzling. I hurry to add, however, that this is the only fault I could find in an otherwise quite wonderful performance of the concerto, the only rival to which, in my opinion, is Curzon's. Moreover the whole superb exercise has been recorded with great fidelity by HMV.

★ ★ ★

BEETHOVEN—Symphony No. 5 in C Minor transcribed for piano by Franz Liszt and played by Glenn Gould. CBS Stereo SBR235296.

I mentioned the unpredictability of Glenn Gould in the previous review, and here is a prime example of his irrepressibility. Who but he would have ventured to record the Liszt arrangement of this, perhaps the most famous orchestral work ever written? That he expected astonished comments is shown by his witty sleeve notes in which imaginary critics writing for non-existent journals have at him in typically English, American, German and Communist fashion. Each attacks him for a different reason and each made me rock with laughter. I only wish there was enough space here to reprint them, for I doubt if any but those seeking a musical curio will find any other reason to buy this disc.

Not that it isn't beautifully played. On the contrary. Gould is sometimes content to make the music sound just pianistic, at others seeks, with often surprising success, to suggest orchestral timbre. Though I must add that some of his tempos would sound very odd if played at a similar speed by an orchestra. The sleeve notes suggest that Gould undertook the whole enterprise as a great joke. But his playing sometimes makes one uneasily uncertain about this. Why not go and listen to it just for the hell of it?

★ ★ ★

LISZT—A Faust Symphony. Two Episodes from Lenau's "Faust." Orchestra of the Swiss Romande conducted by Ernest Ansermet with, in the Faust Symphony, Werner Krenn (tenor). Decca Stereo SET 370/1.

Except for his two piano concertos and an odd tone poem Liszt is an unjustly neglected composer nowadays. Indeed it is fashionable to sneer at the music of a man whose influence on the whole of the German romantic movement was as great as the sums of money he so generously donated to its cause. Those however who accept Liszt in the context of the mainstream of 19th century Central European music should find this new recording of one of his finest works of much more than ordinary interest.

Even Liszt's greatest admirers find bars throughout his oeuvre that can only be described as vulgar, though much the same charge might be laid against many other composers, too. But Ansermet is, for these days, in an unusually virile yet sensitive mood and refines even these into acceptability. I think it is the best performance to come from him and his Swiss Romande

Orchestra for many a long year. And this fact is made even more obvious by the generally spacious and fine-toned recording Decca has awarded him. In the epilogue, the Pro Arte Choir of Lausanne and the clear, high tenor singing of Werner Krenn should thrill all but the most resolutely unresponsive.

The symphony takes up three sides, and on the fourth are two interesting episodes, also by Liszt, from Lenau's "Faust" which differs considerably from the Goethe version to which Liszt went for his inspiration in the symphony. The first is a sombre funeral-like procession to which Wagner was considerably indebted for his Pilgrims' Chorus in Tannhauser. The second is the better known Mephisto Waltz. Both are admirably played and recorded.

★ ★ ★

TCHAIKOVSKY — Suite No. 3 in G for Orchestra, Op. 55. Orchestra of the Swiss Romande (with Ruggiero Ricci, violin) conducted by Ernest Ansermet. Decca Stereo SXL6311.

The Swiss Romande plays much less attractively in this suite. Tchaikovsky's notes present no difficulty to modern orchestral players, but what he does demand is tonal richness and quality, both completely absent in this exercise. In addition the orchestra lacks verve to a degree that makes much of the playing sound downright listless. This suite has long been famous for its Finale, the Theme and Variations. It used to be a popular piece to end a Henry Wood Promenade Concert before World War II. And here it is the mostly satisfactory movement chiefly due to the brilliant contribution of Ruggiero Ricci in the extended solo violin part. He seems to encourage the orchestra to capture some of his own tasteful vitality. Otherwise I can find nothing else to recommend.

★ ★ ★

BORODIN. Symphony No. 2 in B Minor.

TCHAIKOVSKY. Francesca da Rimini, Op. 32. (Fantasia after Dante). Orchestra of the Swiss Romande conducted by Silvio Varviso. Decca Stereo SXL 6352.

I found the Swiss Romande's playing much more enjoyable in the Borodin Symphony. Much of it goes with a brio that makes one forget the often stringy woodwind tone, especially in the oboes. Here the phrasing sounds much more purposeful, at times even elegant. It was a favourite work of the fine conductor Albert Coates, a musician who spent much of his adult life in Russia before and during the early part of the revolution. Quite without authority he used to take the first subject of the opening movement at a slowish four in a bar instead of alla breve, as the composer intended. I got so used to it played like that that even today I find it difficult to accept the correct tempo which Varviso uses here. The work itself wears very well, and the quite wonderful modulation that leads from the first to the second movement can still give me a thrill. But while I can recommend the orchestra in this piece, I am much less happy

with "Francesca da Rimini." Here again the luscious Tchaikovsky tone is diluted to almost pastel hues. And the vehemence one expects to find in the tense climaxes is replaced by disappointing laxity. True, it has its moments, but they are much too rare to move one.

★ ★ ★

ORFF. Carmina Burana. Chorus and orchestra of the German Opera, Berlin, conducted by Eugen Jochum. DGG Stereo 139362.

I know of no work which won such universal acclaim as "Carmina Burana" when it first reached the public early in the 1950s. To most audiences Orff's style, strongly rhythmic and made to sound almost elemental by its constantly reiterated ostinatos, was new at the time, and did much to disguise the lack of melodic stamina of most of the themes. However, after a few repetitions it went out of favour and has since appeared only sporadically on concert programs though it has been recorded, not too brilliantly, several times.

But I found my interest re-awakened by this admirable performance and recording. It is unquestionably the best ever offered. Except for Fisher-Dieskau's tendency to strain after top notes in the high tessitura of his part, the singing, by both soloists and chorus, is splendid. The rhythms are as springy as anyone could desire and Jochum, though dominating the ensemble with unrelenting discipline, is completely successful in avoiding monotony. The engineering is absolutely first rate and the whole production, if critics can forget its present lack of fashionable acceptance, should bring it up among the best to be issued in 1968.

★ ★ ★

HAYDN. Symphony No. 93 in D Major. Symphony No. 94 in G Major (Surprise). Cleveland Orchestra conducted by George Szell. CBS Stereo SBR 235284.

By now readers of this column should have become accustomed to my enthusiasm for almost everything Szell records with his Cleveland Orchestra. Moreover most other critics share my enthusiasm, though the public, generally speaking, is much less inclined to accept him. I am forced to conclude that he must be a musician's rather than a public's conductor. I can only put this down to his unrelenting purity of style that eschews facile effects in favour of classical Apollonian readings. But even the most lukewarm listeners to this record must be impressed by the unfaltering precision of the instrument he has fashioned over the last 20 years. And in these two Haydn Symphonies, with their beautifully limpid, yet always resourceful and ingenious scoring, this merit can be enjoyed without any qualifications whatever. The fast movements though always solid in the Central European tradition, lack nothing in geniality. The slow movements are warm but utterly devoid of sentimentalisation, and the Minuets graceful without ever mincing. I found the whole disc a continuing delight and the sound completely faithful. I refuse to be discouraged and can only reiterate my

enthusiasm for this great conductor and his incomparable orchestra.

★ ★ ★

PONCHIELLI — La Gioconda. Complete Opera. Renata Tebaldi (La Gioconda); Oralia Dominguez (La Ciesca); Robert Merrill (Barnaba); Nicolai Ghiuselev (Badoero); Marilyn Horne (Laura); Carlo Bergonzi (Enzo). Orchestra and Chorus of the St. Cecilia Academy, Rome, conducted by Lamberto Gardelli. Decca Stereo SET 364/5/6.

This opera, though it dates back to 1876 — which makes it nearly 100 years old — is unlikely to be known to many readers, except for the famous excerpt "The Dance of the Hours" and the aria "Cielo e Mar." Its composer wrote many operas but "La Gioconda" is the only one to survive in the repertoire of famous opera houses. It is an opera on the grand scale and needs all the resources of a great opera house to do it justice. Moreover the title role is one of the most taxing in the Italian repertoire, demanding as it does, vocal and dramatic powers seldom encountered nowadays. Its libretto, by the famous Arigo Boito, based on a Victor Hugo melodrama, "Angelo, Tyrant of Padua," is no more extravagantly improbable than many another of the period.

Ponchielli was prodigal in his use of attractive melodies, so prodigal in fact that an occasional banal one crops up from time to time. But presented as well as it is here even those can be overlooked and one can relax and enjoy a score at once intensely dramatic — in the operatic manner — and an orchestra used with much more than the usual amount of sensitivity in a work of this kind.

Tebaldi in the title role still retains enough of her admirable technique to disguise the slight deterioration in quality and the need to pay more than usual care to her resources. Carlo Bergonzi, my favourite bel canto tenor nowadays, is right up to his customary form as Enzo with Robert Merrill eminently acceptable as Barnaba. Marilyn Horne is a thought too heavy

TRANSISTOR SERVICE

All Japanese and local sets repaired

including . . .

Aristone	Aurora	Belair
Berlin	Crown	Fujiya
General	Hitachi	Kenco
Mariner	Mitsubishi	Nanaola
National	Nivico	Sanyo
Sony	Spica	Standard
Sharp	Toshiba	Yashica

We do not sell spare parts

PETER G. BROUGHTON

211 George Street, Sydney.
Tel. 27-5831 (3 lines)

MASTERSOUND

A TRUSTED NAME IN HI-FI

Overheard recently in Electrical department of large store.


SHE: Darling! What a lovely looking radiogram and such a beautiful cabinet. I can see why it costs \$480.

HE: A beautiful cabinet **doesn't** make a good radiogram. See the small turntable platter and that crystal cartridge, its heavy tracking would ruin our records. Now let's have a look at what **MASTER-SOUND** can offer in the same price range.

Look around, compare but don't buy until you've been to **MASTER-SOUND** where quality and realistic prices are the best guides to buying.


Leak Stereo 70

35 watts R.M.S. per channel—distortion a mere 0.1% at 1,000 Hz for all power outputs up to 25 watts R.M.S. per channel. Brand new features of the Stereo 70 include—extra output, enabling a pair of loudspeakers to be connected apart from the two in the main listening room—a headphone socket for private listening—a DIN record/replay socket on the front panel for a portable tape recorder.



Sansui

The Sansui range of amplifiers is an impressive one and includes models 555 (illustrated), 222, 400, 2000, AU70, 777, all available from Mastersound.




Trio

See the Trio 400 at a new low price.



Lafayette

30-watt Solid State Stereo amplifier. SPECIFICATIONS — POWER OUTPUT: 30-watts IHF, 24-watts continuous. FREQUENCY RESPONSE: 30—20,000 cps plus/minus 2db HARMONIC DISTORTION: Less than 1% SENSITIVITY: (Mag. Input) 3 mv; tuner/auxiliary 250 mv. CONTROLS: Power On/Off, Spkr./phones, Bass, Treble, Volume/Balance. Mode (Mono, Stereo). POWER REQUIREMENTS: 220/240 volts AC 50 cps.




Turntables

Dual 1019, 1009 and 1015 plus the impressive THORENS 150, 150A and 124 (illustrated). All at Mastersound.



Speakers

CRITERION 50 2-way bookshelf speaker system SPECIFICATIONS 19in W x 8 1/2in x 10 1/2in. 8in Woofer plus 4in Tweeter. "Tuned" enclosure with Tube-type ducted port. Overall Response 35—18,000 cps. Power rating 20 Watts but efficient at low power, 3,000 cps Electrical Crossover. Other speaker systems available at Mastersound include KEF, KENWOOD, LEAK, WHARFEDALE, to name but a few. Whatever your Hi-Fi needs make sure you don't buy until you've been to **MASTERSOUND**.



MASTERSOUND SALES PTY. LTD.,
400 Kent Street, SYDNEY. 29 1527

as Laura and Nicolai Ghiuselev unimpressive as Alvise. The other, smaller roles are all more than satisfactorily filled. The conductor Lamberto Gardelli wins colourful sounds from the St. Cecilia Orchestra and Chorus, always sympathetic to the singers and firmly in control of the many fine ensembles.

Altogether a most attractive work which all lovers of the middle-period Verdi-style should enjoy.

★ ★ ★

POULENC — Piano Concerto. Aubade (Concerto Choreographique). Valse in C Major. Gabriel Tacchino and the Paris Conservatoire Orchestra conducted by Georges Pretre. Record Society Stereo. No. S/6291.

One's first impression of this pleasing disc is the superb playing of the solo pianist, Gabriel Tacchino. He has a brilliant though always relaxed technique, and can change his tone from pearly softness to firm but never metallic percussiveness when necessary. He is completely in sympathy with Poulenc's bitter-sweet style and plays with all the elegance one expects from an accomplished exponent of the French school. Poulenc's music in all three pieces shows no signs of dating, indeed they all remain deliciously fresh in form and content.

In all but a few cases, ballet music does not stand up well to separation from its stage action. But such is not the case with the Aubade which retains its charm on its purely musical merits. Indeed I enjoyed the whole disc so very much that I hope Tacchino will record more of the composer's piano music — of which there is plenty — and that Pretre will revive some of the orchestral pieces that have remained neglected for far too long. His direction of the orchestra in this recital is always sensitive, and in terms of present-day French orchestral playing, way above average.

★ ★ ★

BEETHOVEN Trio in C Minor, Op. 1, No. 3.

MENDELSSOHN—Trio in D Minor, Op. 49. The Istomin/Stern/Rose Trio. CBS Stereo SBR235265.

The playing in these two trios is never less than brilliant. The rapport between the players is faultless, as is the balance, never easy to bring off satisfactorily when a piano is added to two stringed instruments. Indeed the playing itself is of such a high standard that it seems churlish to mention that the acoustic is a little on the hard side for the romantic Mendelssohn piece, though, on the other hand, this is an asset in the Beethoven. In both trios the players find plenty to dramatise — always with discretion — and much beauty in the musings of the slow movements.

Importantly they change their style drastically to suit two such different composers. There is none of the deliberate brusqueness you sometimes find in the Beethoven used in the more mellow Mendelssohn. I can recall no comparable coupling of these two eminently pleasing works, and doubt very much if a successful rival will appear in the near future.

DOCUMENTARY RECORDS

Reviewed by Glen Menzies

THE IMPORTANCE OF BEING HOFFNUNG: Gerard Hoffnung with Charles Richardson. B.B.C. Radio Enterprises. Mono BBC-33,077. Released by Festival Records.

Gerard Hoffnung, who died at the very early age of 34 in 1959, is still very much with us through his books of cartoons, TV cartoons and the recordings of the Hoffnung Music Festivals in the Royal Festival Hall. He was a genuinely funny man with an eccentric humour which endeared him to millions.

Now from B.B.C. Radio Enterprises we have a selection of Hoffnung's radio soliloquies originally broadcast in 1957 and sent to many parts of the world, including Australia, by the B.B.C. Transcription Service. Charles Richardson, a Canadian broadcaster, was the sounding board, more or less, in all of the soliloquies. Mr Richardson says, "Gerard Hoffnung confronted a microphone with characteristic disrespect. He dared it to reflect anger, boredom, mockery and adulation. On some 50 occasions or more I had the pleasure of substituting for the microphone."

Mr Richardson is really a very subtle interviewer in what are, paradoxically, "non-interviews" cast in the form of the interview. He knows when to listen, when to goad and the right moment to guide the unwilling Hoffnung back on to the subject. The material once on tape was featured as a regular part of the B.B.C. weekly program called "Saturday Night on the Light," and that was the only regular thing about these interviews with the unpredictable Hoffnung.

Twelve of the best have been brought together here, and Hoffnung soliloquies on such diverse subjects as Childhood, The Moon, Sport, Dieting, The Cinema, etc. I can well believe that they were completely spontaneous and unprepared, in fact most of the time in the studio, we are told, was taken up with Hoffnung rearranging lights, tables, chairs, and as a last ditch protest, saying, "Can't we do this another day."

If you know the Hoffnung Music Festival disc or "Hoffnung at the Oxford Union." I have no doubt you will relish "The Importance of being Hoffnung."

★ ★ ★

W. C. FIELDS: The Original Voice Tracks From His Greatest Movies. Narration by Gary Owens. Music Composed and Conducted by Charles Dant. Produced by Gil Rodin and Johnny Wayne. Stereo SDL-933,106 Festival.

The cover note suggests that there is a W. C. Fields cult which has spread like wildfire across the world. That, presumably, is the reason for this very

long recital of somewhat fuzzy voice tracks from the star's old films. I must say that I approached this album with a more than passing interest, with fond memories of a screen classic of some years ago in which Fields co-starred with Mae West, called "My Little Chickadee." W. C. Fields was a comedian who was not only funny to look at, but with a sharp ear for repartee. Few could deliver a clever line to greater effect.

What the producers of this album have tried to do is give us the essential W. C. Fields by selecting hundreds of snippets—some just a few seconds long—from no fewer than 14 feature films in which he appeared. They then decided on a series of headings, i.e., "The Philosophy of," "The Rascality of," "The Spirit of," etc., and proceeded to fit the snippets into whichever slot was relevant. In other words, choose your slot and hear something different every time. Would that it were so! After listening to a couple of tracks one becomes painfully aware of a growing sameness, an aural screen snapshot that lasts forever.

Not that Mr Fields is tossed at us in a jumble of bits and pieces. Mr Gary Owens, in one of those Hollywood cartoon narrator's voices of the ingratiatingly arch kind, is there to explain each insert. I suppose a narrator is essential because unfortunately these "greatest comedy moments" lose a lot of their impact when torn from the visual context of the film itself. Even today movie sound tracks are risky things to play about with, let alone the time-encrusted reels of films such as "Big Broadcast of 1938" and "Million Dollar Legs."

Is it really necessary, one wonders, to go to all the trouble of compiling this kind of thing when local TV stations fill out their days by screening so many old movies.

★ ★ ★

POETRY AND SONG 2.: Edited by James Gibson. Recorded in association with Macmillan and Co. Ltd. Read by Michael Hordern, Barbara Jefford, Prunella Scales, William Squire, Gary Watson, Patrick Wymark and others. Folk music arranged by Ewan McColl, Peggy Seeger and directed by Charles Parker. Directed by Harvey Usill. Argo Stereo ZDA 51.

This album is one of a set of 14 under the general title of Poetry and Song and it is aimed at the age group from 12 to 16, just as the previous set called Rhyme and Rhythm was prepared with the 7 to 11 year olds in mind. The age groups are not meant to be arbitrary as levels of appreciation naturally vary. The anthology follows very closely the four books also called "Poetry and Song" published by Macmillan.

The poems are arranged in groups sharing common themes, i.e., Birds, The Elements, Snow and Highwaymen. The records are banded into approximately ten-minute segments, an advantage in classroom teaching where the teacher can choose any sequence at will. The main aim of the series is to present poetry and song as an adjunct to everyday language. None of the poems has been treated like elocutionary set pieces. They are, in fact, read in the same style as on the other Argo records; indeed the same panel of excellent readers is used.

With the songs an attempt has been made to link the aural tradition of song with poetry. The Highwayman sequence is a good illustration of this. First there is a simple hillbilly style version of a traditional song about Jesse James, followed by Alfred Noyes' poem called "The Highwayman," with its broad sweeping narrative and high drama, and then a further contrast is provided with "Brennan of the Moor" sung by a regional folk singer, Paul Lenihan. I can well imagine this sequence stimulating much discussion in the classroom.

Apart from the obvious educational value of the series, this style of presentation will delight many grown-ups as well. The album under review was more or less chosen at random and would, I am quite sure, be typical of any of the other albums in the set.

Towards the end of last year Argo issued their own booklet to go with the series called, "Poetry and Song in the Classroom," which gives a complete list of all the poems recorded. It also explains about the choice of material and sequences and gives suggestions for the use of recorded poetry as a stimulus for creative writing.


This set of recordings is a considerable achievement, and certainly fulfils the main aims of the producers as stated by Harvey Usill. "The best we, as producers of this anthology, may hope for is to have provided a library of exciting performances to enrich the teaching of English, and thus lead to a lasting appreciation of the beauty and variety of the language."

**STEREO
SOUND
SYSTEMS PTY. LTD.**

304 Chapel Street, Prahan,
Vic. 3181. 51-3998.

NEW Releases!

IN HI-FI STEREO EQUIPMENT BY CLASSIC BASED ON THE PLAYMASTER 118 AMPLIFIER



\$128.00

FREIGHT EXTRA

Dimensions 16½" x 5½" x 11"

MODEL C 300V


This amplifier is based on the Playmaster 118 circuit as featured in "Electronics Australia" to which has been added the following features.

- Inbuilt high gain A.M. tuner with a coverage of 530 to 1,600 K.C.
- Loudness control giving bass boost at low volume.
- High and low filters (scratch and rumble filters).
- Provision for tape, record and play-back, with din connector.
- Provision for headphones with headphones-speaker switch.
- Input for microphone with jack on front panel.
- Calibrated dial available for all States.
- EM84 tuning indicator giving accurate tuning with ease.

POWER OUTPUT: 9 watts per channel R.M.S. FREQUENCY RESPONSE: 20 to 20,000 cycles incorporating Ferguson O.P.412 grain oriented output transformers. VALVES USED: 4-6GW8, 12AX7 or 12AU7, 6AN7, 6N8, EM84 and 2 silicon diodes.

CABINET IN OILED WALNUT OR TEAK WITH METAL TRIM.

(Cabinet and front panel of valve and transistor amplifiers with tuner are the same)



\$118.00

FREIGHT EXTRA

MODEL C200V. BASED ON THE PLAYMASTER 118 WITH TUNER

Specifications as C300V but less high and low filters, headphone and microphone jacks.

Dimensions 16½in x 5½in x 11in.

CABINET IN OILED WALNUT OR TEAK WITH METAL TRIM.

NEW AMPLIFIER AND TUNER BASED ON THE PLAYMASTER 107

107 AMPLIFIER AND TUNER


\$85.00

FREIGHT EXTRA

107 AMPLIFIER

● Output 5 watts per channel (10 watts). Ferguson output transformers with a response of 30 to 20,000 cycles.

● Valves used: 6AN7, 6N8, 2-12AT7, 2-6BQ5, and 6CA4 rectifier.



SPECIFICATIONS

- Inbuilt high-gain tuner with a frequency coverage of 530 to 1,600K.C.
- Two-channel tone control stage with separate bass and treble controls.
- Switching facilities for pick-up and stereo or mono tape recorder for record or play-back.
- Loudness control giving bass boost at low volume.
- Chassis plated and mounted in attractive metal case finished in grey with control panel in silver and black with matching knobs and switches.
- Dimensions: 13½in x 5¼in x 11in.
- Fully guaranteed.


The above amplifier supplied with the new Garrard 40 Mk II Changer with Sonatone ceramic cartridge and diamond stylus and two Magnavox 8WR or Rola 8CMX Hi-Fi speakers.

\$132.00 FREIGHT EXTRA

CLASSIC RADIO

245 PARRAMATTA ROAD, HABERFIELD, N.S.W. PHONE 798-7145

NEW ALL TRANSISTOR STEREO AMPLIFIER ULTIMATE IN DESIGN-LONG DEPENDABILITY USING ALL SILICON TRANSISTORS



MODEL C 500A

SPECIFICATIONS

POWER OUTPUT: 12 watts per channel R.M.S. (24 watts total).
FREQUENCY RESPONSE: From 20 cycles to 20,000 cycles \pm 1dB.
HARMONIC DISTORTION: Less than 1%.
HUM AND NOISE: Aux. 70dB, Mag. 50dB.
INPUT SENSITIVITY: Mag. 3mv. Aux. 150mv. Tuner 150mv.
EQUALIZED: Mag. RIAA.
TONE CONTROL: Bass 50c/s \pm 12dB. Treble 10kc/s \pm 12dB.
LOUDNESS CONTROL: 50c/s 10dB.

\$110.00 FREIGHT EXTRA

SCRATCH FILTER: (High filter) at 10kc/s 9dB.
RUMBLE FILTER: (Low filter) at 50c/s 5dB.
PROVISION FOR TAPE RECORDER. RECORD OR PLAY BACK WITH DIN PLUG CONNECTION.
PROVISION FOR HEADPHONES WITH SPEAKER — HEADPHONE SWITCH.
INPUT FOR MICROPHONE WITH JACK ON FRONT PANEL.
THE CIRCUIT CONTAINS 24 SILICON TRANSISTORS PLUS 4 DIODES.
MOUNTED IN OILED WALNUT OR TEAK CABINET WITH METAL TRIM.

DIMENSIONS: 16 $\frac{1}{2}$ in x 5 $\frac{1}{2}$ in x 11in.

C300 AMPLIFIER WITH INBUILT TUNER

The above amplifier can be supplied with an inbuilt A.M. tuner as illustrated on opposite page, with dial scale available for all States.

\$130.00 FREIGHT EXTRA

MULLARD MAGNAVOX MINI SPEAKERS

These units designed by Mullard and Magnavox engineers compare favourably with imported B/S Speakers costing more than twice the amount and are ideal where space is limited. Incorporates the Magnavox 6WR 6-inch Speaker and the new 3TC Mk. II tweeter frequency response, 50 to 18,000 cycles. Power rating max. 8 watts. Available in 7 $\frac{1}{2}$ or 15-ohm impedance.



Dimensions: 14in x 8 $\frac{1}{2}$ in x 8 $\frac{1}{2}$ in.

\$27.00

Post and Packing: N.S.W. \$1.50.
Interstate, \$2.00.

NEW BOOKSHELF SPEAKER SYSTEMS

PLAYMASTER .4

Incorporates the new 6in Philips Speaker and Magnavox 3TC tweeter. Frequency response 45 to 18,000 cycles. Power rating 10 watts. Dimensions: 14in x 8in x 8in.

Available in 8 ohms only.

\$36.00

Post and Packing: N.S.W. \$1.50.
Interstate, \$2.00.

PLAYMASTER SUPER BOOKSHELF

Using two of the new Magnavox 6WR Speakers and one 3TC tweeter. Dimensions: 19 $\frac{1}{2}$ in x 10in x 8in.

Available in 15 ohms or 8 ohms.

\$40.00

Post and Packing: N.S.W. \$2.00
Interstate: \$3.00.

ALL SPEAKER UNITS FINISHED IN OILED WALNUT OR TEAK WITH SILVER TRIM

CLASSIC RADIO

245 PARRAMATTA ROAD, HABERFIELD, N.S.W. PHONE 798-7145

Here is **LEAK** H-I-F-I Craftmanship & Quality

A COMBINATION OF TALENTED DESIGNERS

AND THE FINEST TECHNICAL MINDS.




**LEAK 'STEREO
70' AMPLIFIER**

\$298.00

The 'Stereo 70' is full of latent power — up to 35 watts r.m.s. per channel. Distortion is a mere 0.1% at 1,000 Hz for all power outputs up to 25 watts r.m.s. per channel. In addition, this extra output enables a pair of loudspeakers to be connected apart from the two in the main listening room. Elegantly finished in black and silver, or an attractive teak case is also available for shelf mounting. Other brand new features are a head-phone socket for those who prefer to listen to stereo that way, and a DIN record/replay socket on the front panel for a portable tape recorder together with the standard inputs at the back of the amplifier.

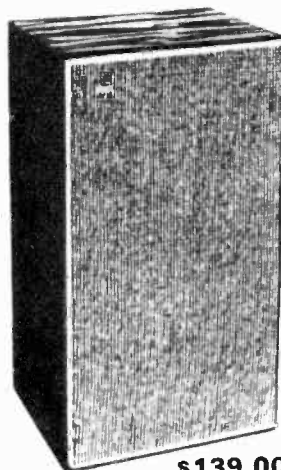
All this, backed by the famous LEAK craftsmanship and reliability, makes the Stereo 70 the most technically advanced amplifier available.

LEAK 'STEREO 30' AMPLIFIER



\$198.00

The 'Stereo 30' solid-state amplifier offers the discriminating music lover studio-quality sound reproduction, advanced audio engineering and pleasing aesthetic design. The performance of the LEAK 'Stereo 30' represents the highest standards available. Each LEAK instrument is individually crafted and has the same high quality performance as LEAK instruments supplied to broadcasting and television companies throughout the world.




**LEAK
SANDWICH MK. II
SPEAKER SYSTEM**

\$139.00

The Sandwich cones comprise stiff aluminium skins for the outer surfaces where stresses are greatest, bonded to a thick core of featherweight, expanded plastic where stresses are lowest.

Use of this material provides immense stiffness and rigid piston action over more than six octaves and results in a remarkably smooth response free from violent peaks and troughs over a very wide frequency range. Available in mahogany, teak and walnut, this beautifully finished enclosure is still the only compact speaker system offering substantially linear frequency response. Size: 26" x 15" x 12".



**LEAK MINI-SANDWICH
SPEAKER SYSTEM**

\$99.00

For music lovers who cannot spare space for a full-size LEAK Sandwich, the new Mini-Sandwich provides almost identical performance, with the exception of the very lowest octave. This superlative small speaker system is designed and made exactly as its larger companion. Size: 18½" x 11" x 7". Available in mahogany, teak and walnut.

LEAK H-I-F-I

H. J. LEAK (AUST.) PTY. LTD.

P.O. BOX 14, FRENCH'S FOREST, N.S.W. 2086.

FACTORY: 1 CAMPBELL PARADE, MANLY VALE, N.S.W. TELEPHONE: 94 4902.

CABLES: LECTRON, SYDNEY.

Professional equipment enquiries to Simon Gray offices or Representatives in all states

VARIETY FARE

Reviews by: Neville Williams Harry Tyrer

T. Forbes Cameron

Devotional

SING PRAISES VOL. 1 Choir of Kings College, Cambridge, conducted by David Willcocks. Andrew Davis, organ; Christopher Van Kampen, cello; Douglas Whittaker, flute; Robert Spencer, lute. Stereo. World Record Club WRCs-4445.

Interest: 15-16th. century praise.
Performance: With conviction, skill.
Quality: Excellent.
Stereo: Modest but appropriate.

Drawn mainly from the Cambridge Hymnal, the music in this volume 1 dates, for the most part, from the 15th and 16th centuries. Each item is the subject of an individual and informative jacket note.

The music on side 1 is the music of Christmas but it is so completely unrelated to the rather threadbare popular carols and tinsel tunes that it could be played and enjoyed at any time of the year.

The 20-minute selection includes: Nowell; Nowell; Nowell — The Holly And The Ivy — Angelus Ad Virginem — I Sing Of A Maiden — Watt's Cradle Song — My Dancing Day — The Lord That Lay In Asses Stall — Where Riches Is Everlastingly.

A second 20-minute selection on side 2 includes: Alleluia On A Plain Song Melody — Sing A Song Of Joy — Jesus Christ The Apple Tree — Most Glorious Lord Of Life — A Hymn To God The Father — Morning Hymn — Evening Hymn.

The lead is retained, for the most part by the Boys' Choir, with occasional delicate accompaniment from flute, cello or lute. Mature voices and the organ add their support, where appropriate. The recording itself is first rate and only at the end of each track does one realise how much it has been enriched by something like 5 seconds of smooth reverberation in the Kings College church, a building no less beautiful than the cover picture suggests. (W.N.W.).

★ ★ ★
SACRED VOCAL WORKS: W. A. Mozart. Rohtraud Hansmann, soprano; Ingrid Mayr, contralto; Andre Mallabrena, tenor; Roger Soyer, bass; Olivier Alain, organ; The Philippe Caillard Chorale; The Wiener Barockensemble. Conducted by Theodor Guschlbauer. World Record Club Stereo S/4441.

Interest: Baroque church music.
Performance: Very enjoyable.
Quality: Very good.
Stereo: Well spread.

Much of Mozart's music ostensibly written for church performances is com-

pletely secular in style, and the extremely popular "Exsultate Jubilate" which begins this disc is one of the outstanding examples of this. The work is beautifully sung by Rohtraud Hansmann. Madame Hansmann has a voice of generous proportions allied with purity of tone and precision of pitch, and her vibrato is beautifully controlled. She is also a musician of no mean ability, and handles even the difficult coloratura passages in the "Alleluja" section of this work without noticeable difficulty.

The "Misericordia Domini" which follows is completely different in style. It is severely contrapuntal, being designed to please the conservative tastes of the clergy of Munich Cathedral where it was first performed. Despite the restriction of the form, it has several flashes of originality as well as some attractive tunes. It is scored for choir, small orchestra and organ, and provides no opportunities for solo virtuosity. The performance of the Philippe Caillard Chorale and the Vienna Baroque Ensemble is entirely satisfactory. Side 2 is taken up by the "Missa Brevis in D major," a conventional liturgical work intended for Sunday performance

in cathedrals. It makes no great demands on the performers or on the listener but is simply fine music, bringing pleasure to both. A very pleasing disc, well recorded and with good stereo spread. It was originally an Erato recording, released exclusively in Australia by the World Record Club. (H.A.T.)

★ ★ ★
GOD'S HAND IN MINE. Slim Whitman. Mono, Imperial (Festival) IRL-32-691.

Interest: Gospel, country style.

Performance: O.K. for C and W fans.

Quality: Good.

Never a keen country and western fan, I was personally rather relieved to find that Slim Whitman didn't seem to be overdoing the C & W idiom. In fact, the title track, "With God's Hand In Mine" could only be described as downright pleasant! But side 2 opened with a re-worked version of "My Father Watches Over Me," followed by "How Great Thou Art" — complete with yodels and "umblé adoration." Let's just say that I've heard these numbers sung rather more convincingly.

The other titles: He Bought My Soul At Calvary — What A Friend We Have In Jesus — He Reached Down His Hand — A Miracle Of Love — Carried On The Shoulders Of The Shepherd — He Set My Tears To Music — Who At My Door Is Standing? — He'll Understand And Say Well Done — The Love Of God.

If you like the C & W style, you'll enjoy this record but, if not, your money might be spent to better advantage on something a little more "square." (W.N.W.).

Instrumental, Vocal & Humour

FRENCH "LOLLIPOPS": THE BEECHAM LEGACY, Vol. 4. His Master's Voice Stereo HQS 1136.

Interest: See title.

Performance: Peerless.

Quality: Very good.

Stereo: Normal (and genuine).

Sir Thomas' "lollipops" were, to use his own words, "generally of an essentially syrupy, soapy, soothing or even soporific character," the aim being to play them as encores to quieten down enthusiastic audiences at the end of his concerts. I hardly feel that all the pieces included in this disc quite qualify under this description, but they all are charming works of an essentially French character which even when played non-stop as in this L.P. make for absorbing listening. The titles are: Ballet Music from "Le Roi S'amuse" (Delibes) — Minuet des Folles (Berlioz) — Danse de Prestresses de Dagon; Bacchanale; both from "Samson et Dalila" (Saint Saens) — Overture "Le Corsaire" (Berlioz) — Dolly Suite (Faure) — Pavane (Faure).

As one who has regarded Beecham as the paragon of conductors for a quarter of a century, I find it hard to be entirely objective about this disc. I can only say that I enjoyed it tremendously. The playing of the Royal Philharmonic Orchestra and the French National Radio Orchestra seems impossible to fault and the tempos used

seems to me to be exactly right. If you have a musical sweet tooth, you should sample these French confections at the earliest opportunity. Even though some of the performances must now be close to ten years old, the sound throughout is of excellent standard, and all the pieces are in genuine stereo. (H.A.T.)

SERVICE

BILL TURNBULL offers you service on Hi Fidelity equipment tape Recorders, Communication Receivers and Electronic Test Equipment.

25 years experience
All work guaranteed

BILL TURNBULL

11 ELLALONG ROAD,
CREMORNE, N.S.W. 90 4825

EMPIRE — *World's most perfect stereo/mono cartridges*

Designed to meet the optimum-performance requirements of your record-playing equipment.




Professional 999VE Cartridge

EMPIRE PROFESSIONAL 999VE SUPER QUALITY STEREO ELLIPTICAL CARTRIDGE — for high performance record playback systems only. Will track 30 cm/sec. at less than 1 gram. Patented 4-pole, 4-coil, 3-magnet design. Frequency Response: 6 to 35,000 Hz, Output voltage: 5.0 millivolt per-channel. Channel separation: more than 30 dB. Tracking force $\frac{1}{2}$ to 1 $\frac{1}{2}$ grams. Tracking angle 15 degree. Stylus: .2 x .7 mil elliptical hand polished diamond.



888 Series Cartridge

888 SERIES. Deluxe stereo cartridges with patented "Magnetic Cone-Stylus" Frequency response 888 — 12 to 25,000 Hz 888E — 10 to 30,000 Hz, 888TE — 8 to 32,000 Hz, 888VE — 6 to 32,000 Hz, Channel separation for each cartridge exceeds 30 dB. Tracking force: 888 — $\frac{1}{2}$ to 6 grams, 888E — $\frac{1}{2}$ to 6 grams, 888TE — $\frac{1}{2}$ to 3 grams, 888VE — $\frac{1}{2}$ to 2 grams. Tracking angle 15 degrees on all cartridges. Stylus: 888 — .7 mil conical diamond, 888E — .4 x .9 mil elliptical diamond, 888TE — 883VE .2 x .7 mil elliptical hand polished diamond.



808 Cartridge

EMPIRE 808 SERIES. Recommended for use with automatic turntables Tracking force: 1 to 4 grams. Channel separation more than 30 dB. Output voltage: 8.0 millivolts per channel. Frequency response 808E — 10 to 25,000 Hz, 808 — 10 to 20,000 Hz. Tracking angle for both cartridges 15 degrees. Stylus: 808E — .4 x .9 mil elliptical diamond, 808 — .7 mil conical diamond.




EMPIRE MODEL 8200 IMPERIAL GRENADE BOOKSHELF SPEAKER. Frequency response: 30 — 20,000 cps. Power Handling Capacity: Music Power: 100 watts, Sine Wave Power:

25-450 cps	60 watts.
450-5,000 cps	40 watts.
5,000-20,000 cps	20 watts.

Components: Woofer 12in High Compliance with 4-inch voice coil. Min-range-Direct Radiator. Tweeter-Ultra Sonic Domed Tweeter. Both coupled to Di-cast Acoustic Lenses. Total Magnetic Power—more than one million lines of force. Controls: Three position electronic treble adjustment. Finish: Satin walnut finish—hand rubbed.

SCHAUB-LORENZ STEREO 4000 TUNER/AMPLIFIER. A completely new stereo tuner/amplifier, fully transistorised with impressive performance, remarkable versatility and new distinctive styling. Four wavebands (VHF/FM, SW, MV, LW), 31 transistors, 17 semi-conductor diodes, 2 rectifiers, transformerless push-pull output, 18-watt output per channel, music power; 2 x 25 watt, dimensions — 54.4 x 8 x 28 cm, weight approximately 7 kilograms.



ARMSTRONG SERIES 400 TRANSISTORISED AMPLIFIERS. Compare an Armstrong with any tuner, amplifier or tuner/amplifier of even remotely comparable price and you will find the Armstrong is not only the best value but the best. Amplifier and Control Unit Sections: RMS Power Output: 15 watt per channel, 4 to 16 ohms, Music Power (IHFM): 20 watts per channel, 4 to 16 ohms, Power Response: 15 watts, 20 — 20,000 Hz — 1 dB, Frequency Response: 20 — 20,000 Hz \pm 1 dB, Harmonic Distortion: less than 0.5 per cent at 1 kHz measured at 15 watts output \pm 1 dB, Crosstalk: better than 40 dB, Channel Matching \pm 1 dB.

For catalogue and prices please write:

SOLE AGENTS FOR AUSTRALIA FOR WORLD'S BEST HI-FI STEREO EQUIPMENT

RECORDED MUSIC SALON
23 Collins Street,
MELBOURNE 3000

TRUE FIDELITY
C. PINCZEWSKI
Tel. 63-6257

THE HEART OF TCHAIKOVSKY.

The Kingsway Symphony Orchestra conducted by Camarata. Stereo. Decca Phase 4 Concert series PFS4140.

Interest: Tchaikovsky themes.

Performance: Generous.

Quality: Very good.

Stereo: Good.

How could Tchaikovsky, a man given to moods of depression, write music that is so glowing with life? And how could his music emerge triumphant through the barrage of criticism and insult that was levelled at it when first performed? Because when Tchaikovsky did compose, it was from the heart! Such is the theme of the music, the arrangements and the jacket notes for this album.

Some of Tchaikovsky's best known themes are presented, not as distinct excerpts but as snippets, strung together, fantasia style: Romeo and Juliet (Overture) — Trepak (From Nutcracker Ballet) — Waltz (Sleeping Beauty Ballet) — Symphony No. 6 (excerpt, 1st movement) — Marche Slave (finale) — Piano Concerto No. 1 (excerpt, 1st movement) — Symphony No. 4 (excerpt 3rd movement) — Symphony No. 5 (excerpt 2nd movement) — Song Without Words — Pique Dame — 1812 Overture (finale).

Snippets they might be but they receive generous sonic treatment by the orchestra and by Decca's Phase 4 stereo. I doubt that the stylus has ever been busier than for the final track.

As Robert Sherman says in his notes, this is a record which may outrage the purist, but it will delight the layman! (W.N.W.)

★ ★ ★
CHAMPION BRASS. Black Dyke Mills Band, conducted by Geoffrey Brand and Roy Newsome. Stereo, EMI OCS43652.

Interest: Fine brass band.

Performance: Hard to fault.

Quality: Extremely good.

Stereo: Very good also.

Followers of good band music have certainly been well provided for in recent months. Winning its first contest in 1860, at the Crystal Palace, the Black Dyke Mills Band has won many since and is in contest-winning form on this latest album in which they play: The "Beautiful Galathea" Overture — Berceuse De Jocelyn — Honest Toil — Waltz For a Princess — Carnation Dance — Quid Pro Quo — Alpine Echoes — Betty Dear — "Pineapple Poll" suite.

The sound is full and dynamic, precise and cohesive, yet always round and smooth. Fine recording and a virtually noise-free surface adds up to an album that should find ready acceptance (W.N.W.)

★ ★ ★
CROWN IMPERIAL. The Band of Her Majesty's Life Guards, conducted by Major W. Jackson. Liberty (Festival) Stereo SLYL-933,048 Available in Mono.

Interest: Famous Military band.

Performance: Conservative.

Quality: Good.

Stereo: Rather homogeneous.

The Band of Her Majesty's Life Guards occupies a special place among British military bands, as it is called upon to play at all great State occasions. It is therefore entitled to a

great deal of respect. Their playing here is undoubtedly of a very high standard, and those who appreciate traditional military band music should certainly make a point of asking their dealer to play them a track or two. However, for my part, I found the music rather too conventional for a whole L.P. A little of the variety which is found in many discs by brass bands would have been welcome. One certainly has no cause to complain about the playing time, and the band provides a very generous selection, with two fairly lengthy pieces on each side in addition to a selection of marches, gallops and post horn solos.

The selection comprises: Dettingen (fanfare for cavalry trumpets) — Overture from "Royal Fireworks Music" (Handel) — Coburg (slow march) — Medley of Trot Tunes — Down the Mall (quick march) — The Huntsman (post horn solo) — Coronation March from "La Prophete" (Meyerbeer) — Fanfare Royale — Coronation March "Crown Imperial" (Walton) — Light Cavalry Overture (Suppe) — Standard of St. George (quick march) — Post Horn Gallop (post horn solo) — Trojan March (Berlioz). The recording is of good quality but the stereo is not used as effectively as it might be. (H.A.T.)

★ ★ ★
FAMOUS MARCHES FROM THE CLASSICS. The Band of the Grenadier Guards, conducted by Capt. R. B. Bashford. Stereo, World Record Club WRCS/4442.

Interest: Fine band music.

Performance: Outstanding.

Quality: Good.

Stereo: Excellent spread.

The famous Band of the Grenadier Guards excels in this performance, recorded originally for Decca but released in Australia exclusively by the World Record Club. A band program it certainly is, but the quality of the conducting and the playing, along with the items selected, will give it an automatic appeal to the same listener group which responds so readily to classical orchestral excerpts: Entry of the Boyards (Halvorsen) — Turkish March, "The Ruins of Athens" (Beethoven) — Hungarian March, "Damnation of Faust" (Berlioz) — Procession Of The Sirdar, "Caucasian Sketches" (Ivanov) — Radetsky March (J. Strauss) — Aida Grand March (Verdi) — Tannhauser Grand March (Wagner) — March From The Karelia Suite (Sibelius) — Coronation March, "Le Prophete" (Meyerbeer) — Marche Militaire (Schubert) — Pomp and Circumstance (Elgar).

Well recorded, with effective use of stereo, good dynamic range and no surface noise, this album should have a strong sectional appeal. (W.N.W.)

★ ★ ★
THE DANCING YEARS. Anne Rogers, with Anne Howard, Andy Cole, Cheryl Kennedy. Orchestra and chorus under the direction of Cyril Ornadel and Geoff Love. Music by Ivor Novello; words by Christopher Hassall. Stereo, EMI Studio 2, SCXO-7866.

Interest: Music from the show.

Performance: Happy.


Quality: Reservations about chorus.

Stereo: Extreme separation.

First produced in 1939, with the long shadows of war reaching over Europe, "The Dancing Years" is considered by many as the best of Ivor Novello's seven major stage musicals. On this album is a selection of some of the notable music in the show: Overture — Uniform — Waltz Of My Heart — The Wings Of Sleep — My Life Belongs To You — Chorale and Tyrolean Dance — Leap Year Waltz — When It's Spring In Vienna — I Can Give You The Starlight — Primrose — My Dearest Dear.

The orchestra is well balanced and well spread but the chorus comes

NEW EQUIPMENT CABINETS




MODEL 154

With lift-up lid over player. Sliding door in front of amplifier compartment. Large storage space with four separators. Size: 36in wide, 17in deep, 31in high.

Price	
Made and polished	\$57.00
Packing	\$2.20
Kit of Parts	\$35.50
Packing	\$1.40
Teak	Extra \$6.50

New Player Platform model 175 is 16in x 14in x 31in. Price \$7.50 for maple or walnut. Kit of parts \$4.00. Teak 50c extra. Perspex cover, 5in high, \$6.20 and \$1.50 extra if required hinged. Please specify cutout required.



MODEL 186

New Player Cabinet model 186 is 9in high, 17in wide, 16in deep and 5in above shelf. Finished with attractive hinged, tinted perspex top. Price: \$20.00 for maple or walnut.

Kit of parts: \$13.50.

Teak: \$1.00 extra.

Height of this model can be increased to take various amplifiers. Tailored cut out. Ask for quotation. Free on rail.

Packing charge \$1 per order. Write for Catalogue and Player Guide.

H. B. RADIO SALES

Manufacturers of Quality Radio and Radio Furniture for 36 years.

103-105 Catherine Street, LEICHHARDT, SYDNEY. Telephone 56-5580.

SAFE AND SOUND WITH TESLA

A safe investment . . . a Tesla tape recorder! A sound investment . . . a Tesla tape recorder. The many additional features have made Tesla Europe's biggest selling, top quality tape recorder. So, feel safe and sound with a Tesla tape recorder



MODEL B46 incorporating Tesla's long life record and playback head with a guaranteed 2000 hours of enjoyment. Records stereo or mono with instantaneous pause and remote control facilities. Complete with microphone, tape, spare fuses, plugs and lead all in a high tensile plastic case. \$168.

MODEL B43A. A full stereo tape recorder for sound on sound, mono and synchronous recording with instantaneous pause control which can be operated remotely up to 100 yds. Simple function, push-buttons with light indicators. Housed in an elegant polished timber or teak case. \$250 plus speakers and microphone.



CHARMAC PTY. LTD.

Representatives for Tesla Czechoslovakia.

VICTORIA: 33 Bridge Road, Eltham. 3095. 439.9415
S. AUST: TRUSCOTT ELECTRONICS,
64 Hindmarsh Square, Adelaide. 5000. 23.3024.

CH319

through as two rather remote, rather thin and completely separated groups — an effect most noticeable in the track "Chorale and Tyrolean Dance." The featured solo voices are much closer up on mic. but are completely separated, so that either one can be heard alone by simply turning off the opposite channel.

Those who know the show will find plenty to enjoy on the album but to me, it didn't live up to the high promise of the jacket, the notes and EMI's "Studio-2" recording process. (W.N.W.).

★ ★ ★

GOLDEN CONTINENTAL TANGO.
The Royal Grand Orchestra.
Stereo, Regal Channel 20, SREG-2037.

Interest: Listening and dancing.

Performance: Happy.

Quality: Very clean.

Stereo: Normal.

Dance to these tangos if you want to, but my guess that this record will find its most frequent use played at low volume as a background to dining. From a smallish orchestra, it has just the right kind of atmosphere. Mind you, the sound is very clean and you can run it at any level you like with pleasure.

The titles, to lend its continental flavour: Perlenfisher Tango — Jalousie — Inch Kusse Ihre Hand, Madame — La Cumparsita — Tango Notturno — Il Pleut Sur La Route — Blauer Himmel — Hor Mein Lied, Violetta — In Einer Kleinen Konditorei — Isle of Capri — Tango Delle Rose — Ole Guapa. Pleasant. (W.N.W.)

★ ★ ★

MOONLIGHT SONATA. Philippe Entremont, piano. CBS (Austrian Record Company) Stereo SBR 235293..

Interest: Piano lollipops.

Performance: Lyrical style.

Quality: Excellent.

Stereo: Not significant.

One might be inclined to think that a pianist of Philippe Entremont's ability was wasting his talents on the succession of discs of this type he has been making lately. The fact remains that this type of disc finds a ready sale, while the more substantial works have to struggle against severe competition and undergo the ordeal of comparison with other versions by the record critics. The result is that those who enjoy the lighter type of fare get it played at a very high standard, as is evident here.

The program is typical of this type, comprising very familiar works with a sprinkling of the less familiar; Moonlight Sonata, first movement (Beethoven) — Hungarian Dance No. 5 (Brahms) — Traumerei (Schumann) — Spanish Dance No. 5 (Granados) — Melody in F (Rubinstein) — Gavotte from Symphony No 1 (Prokofiev) — Revolutionary Study (Chopin) — Jesu, Joy of Man's Desiring (Bach) — Spinning Song (Mendelssohn) — Humoresque (Dvorak) — Minuet in G (Paderewski) — Polonaise in A Flat (Chopin) — Entremont does not sound at all extended, even in the more difficult passages of the Chopin works, and elsewhere brings the lyricism to these works without which they sound very trite. In summary, pleasant fare, well played, and excellently recorded in the CBS "360 Sound" system. (H.A.T.)

**THE CHOPIN WALTZES, 1-14. Wit-
old Malcuzyński, piano. World
Record Club Stereo.**

Interest: Classic miniatures.
Performance: See review.
Quality: Excellent.
Stereo: Insignificant.

The playing of the No. 1 waltz (the Grande Valse Brillante) made me sit up and take notice — not because of any excellence of the playing, however, but because of the ham-handed treatment meted out to it by Malcuzyński. The following three waltzes are better, but still not of the standard one expects from an artist of Malcuzyński's reputation. However, from then on the playing improves by leaps and bounds, so that by the end of side one I was again prepared to regard Malcuzyński as one of the great Chopin interpreters of this decade.

Allowing for subjective preferences, side 2 provided no grounds for complaint, and the last six waltzes are exquisitely played. Despite the poor rendering of the first four waltzes, this disc is worth having, as Chopin lovers will go a long way to find a better performance of the remaining waltzes. The sound quality is of excellent standard, and I particularly liked the mellow tone of the piano which has been captured very well by the recording engineer. Too often, recorded piano works have a thin and brittle tone. (H.A.T.)

★ ★ ★

**ORGAN — AS YOU LIKE IT. Stereo,
RCA Camden (CAMS-137). Also
in Mono CAM-137.**

Interest: Electronic organ.
Performance: Competent.
Quality: Normal.
Stereo: Normal.

I can't recall having heard Barry Hall's first album "Organ . . . As Requested" but, according to the notes, its popularity was the reason for this, its successor.

Barry Hall is well known in South Australia — to listeners of radio station 5DN and television NWS Channel 9. With rhythm backing and an occasional spot of piano accompaniment, he plays a selection of tunes that will have a sure-fire current appeal: Seekers' Medley — Summertime In Venice — Underneath The Arches — Never On Sunday — Somewhere My Love — Mexican Hat Dance — Sadie, The Cleaning Lady — Moon River — To Love Again — The Wedding — More — Zorba's Dance. Playing time is about 14 minutes per side.

The brand of the organ is not specified but it is quite typical, with the usual range of voices, Leslie speaker system — and a pervading but a not-uncommon lack of anything high up in the tone range to add sparkle to its "mellow" sound. A good, average electronic organ record, made the more attractive by its modest price. (W.N.W.).

★ ★ ★

**LOVE IS BLUE. Peter Nero, piano,
with orchestra. RCA Dynagroove
Stereo LSP-3936. Available in
Mono.**

Interest: Current hits.
Performance: Good, if you like it!
Quality: Excellent.
Stereo: Good spread.

There is no more skilful exponent

of the piano in the field of popular music than Peter Nero, but his precise and rippling keyboard work has an explosive nervous quality which I personally find anything but relaxing. This does of course avoid the Muzak-like quality which is found in the playing of Ferrante and Teicher, and for some occasions his style of music making makes fine entertainment. However, I do not recommend it for background music or for a quiet time at home. I think you should try to hear a track or two on this disc before buying. If you like what you hear, you need not worry about the rest. The technical side of the disc is of the usual high standard of Dynagroove, and the arrangements and orchestral backing are consistently good.

Love is Blue—I Say a Little Prayer — Free Again — Windy — Sunny — The Happy Time — Theme from "The Fox"—The Glory of Love—My Ship — Try to Remember — Who Will Answer. (H.A.T.)

★ ★ ★

**EACH OF US ALONE. Glen Yarborough sings the words and
music of Rod McKuen. Warner
Bros. (Australian Record Com-
pany) Stereo WS 1736. Available
in Mono.**

Interest: Modern folk.
Performance: Sensitive.
Quality: First class.
Stereo: Effective spread.

Those who enjoy the modern type of folk ballad will find much to enjoy in this interesting disc. Rod McKuen's lyrics have an intellectual quality which tends to restrict their appeal, but those able to digest the allegory and imagery used throughout will find them a rewarding experience. The melodies are always appealing and Glen Yarborough is a sensitive interpreter of McKuen's work. The arrangements in this album are by that imaginative musician Eddie Karem and the light scoring he uses exactly matches the mood of the songs. The titles are: Each of Us Alone—I'm Strong But I Like Roses—It's Raining — Hotel Room — The Beautiful Strangers — The Single Man — I'll Catch the Sun—Above the Wave — Listen to the Warm—Where are We Now—Each of Us Alone (reprise). Sound quality is of excellent standard. (H.A.T.)

★ ★ ★


**LATE AGAIN, Peter, Paul and Mary.
Warner Bros. (Australian Record
Company) Stereo WS 1751. Avail-
able in Mono.**

Interest: Need I say?
Performance: Easy on the ear.
Quality: Very good.
Stereo: Good.

Peter, Paul and Mary are as pleasant to listen to as ever in this latest release, but they do seem to be in rather serious mood, putting considerable emphasis on social injustice, war protest and religion in this selection. No doubt their message will strike a chord with thinking people, but is this penchant for moralising perhaps a little overdone—after all, they are principally entertainers, not an expression of public conscience. Presumably their recording company will draw their own conclusion from the sales figures.

COMPLETE HI-FI RADIOGRAM-TAPE RECORDER ALL IN ONE

MODEL TR9



AS AN AMPLIFIER . . .

- Frequency response, 20-20000 cps.
- 7 Watts RMS. output per channel.
- Distortion less than .25%
- Separate treble and bass controls.

AS A RADIO . . .

- Being fully transistorised, can be switched on all day at full output without heat problems. Program can be recorded on tape without any external connections.

AS A TAPE RECORDER . . .

- Freq. response 30-18000 cps.
- 3 speeds. Meter level indicator.
- Push button operation.
- Superimposing.

PRICES:

- 2 track mono, \$159.00
- 4 track mono, \$169.00
- 4 track stereo, \$230.00

RADIO TUNER CAN BE FITTED
TO ANY OF THE ABOVE
MODELS FOR \$28 EXTRA.

TAPE DECKS

for the home constructor.
COLLARO (Magnavox) tape
decks complete with record/
play and speed change
switch wafers fitted . . .

2 tracks, \$48. 4 tracks, \$55.
SPECIAL LOW IMPEDANCE
HEADS for transistorised tape
amplifier circuits (Mullard) avail-
able).

CLASSIC TAPE RECORDERS

93B LIVERPOOL ROAD,
SUMMER HILL, N.S.W.
Telephone 79-2618

LEADER TEST INSTRUMENTS

NEW 5" OSCILLOSCOPE

Wide Range, High Sensitivity At A Budget Price.

FEATURES

Wide Bandwidth with high sensitivity, DC-10MHz at 10mVp-p/cm.
DC amplifiers for vertical and horizontal inputs.
Highly linear wide sweep range with automatic synchronization.
Vector pattern display for color TV circuits.



SPECIFICATIONS

Vertical Axis	Deflection sensitivity Bandwidth, at - 3dB	10mVp-p/em or better. DC: DC to 10MHz. AC: 2Hz to 10MHz.
Horizontal Axis	Deflection sensitivity Bandwidth, at - 3dB	300mVp-p/em or better. DC: DC to 500kHz. AC: 2Hz to 500kHz.
Sweep Circuit	Frequency	1Hz to 200kHz in six steps: H-TV at 15.75kHz/2.
	Synchronization	INT + & -, EXT and LINE.
Size and Weight		10 1/4" x 8" x 16 1/4"; 24 lbs.

3" PRIMA - SCOPE

The PRIMA-SCOPE is a compact oscilloscope designed for all-around service. Its small and handy size will appeal to experimenters, servicemen and plant technicians who desire maximum performance with minimum space requirements.



Maximum Performance With
Minimum Space Requirements.

Vertical Channel	Sensitivity: 80mVp-p/em. at 1kHz. Response: -3dB, 3Hz to 1MHz.
Horizontal Channel	Sensitivity: 2.5Vp-p/em. Response: -3dB, 3Hz to 400kHz. (at max GAIN)
Size and Weight	Sweep Frequency: 10Hz to 100kHz in 4 steps. 7" x 4" x 12"; 11 lbs.

FROM ALL GOOD TRADE HOUSES
WHOLESALE ENQUIRIES ONLY TO
SOLE AUSTRALIAN REPRESENTATIVES:
ASTRONICS AUSTRALASIA PTY. LTD.,
ALL STATES.

There is no doubt that the sugar around the pill is very expertly applied. Their finely schooled technique makes for delightful listening, and they have been provided with a large group of very accomplished musicians for the orchestral backing — 27 people are listed in the credits, among whom are some very well known names. The titles were all new to me, but even on first listening it was obvious that the quality of the material is as good as they have ever recorded: Apologise — Moments of Soft Persuasion — Yesterday's Tomorrow — Too Much of Nothing — There's Anger in the Land — Love City (Postcards to Duluth) — She Dreams — Hymn — Tramp on the Street — I Shall Be Released — Reason to Believe — Rich Man, Poor Man. The technical quality is of high standard (I presume the rather gimmicky balance of prominent guitars and suppressed voices at the beginning of track one is deliberate) and the stereo spread is good. (H.A.T.)

★ ★ ★ THE ORIGINAL COMEDY HARMONISTS. Encore (E.M.I.) Mono only OEX 9430.

Interest: Vocal instrumentalists group.

Performance: Superb musicianship.

Quality: Very well remastered.

In the 1930s, when the Mills Brothers were making a fortune out of imitating musical instruments, Germany had its own group of "instrumental vocalists," known as Die Comedien Harmonisten. Although they usually sang recognisable words, their vocal style and harmonies had an instrumental quality, and occasionally they did a wordless novelty number, such as the "Barber of Seville" overture of Rossini, or Brahms' "Hungarian Dances." Although I cannot recall hearing them personally, I understand they also had quite a following in other countries, including Australia. Here, they are heard in a selection of numbers they recorded in prewar days. If you have not heard this group before, I can assure you they are well worth listening to, as their musicianship is superb, and the arrangements they sing are very effective.

I do not propose to give the German titles of the songs, as they will mean nothing to most people. However, those of my generation will have no difficulty in recognising the first tune, presented here as "Wochenend und Sonnenschein." This was a very popular tune of the 1930s, known as "Happy Days are Here Again." Despite the age of the recordings, the sound quality is surprisingly good, due to the excellent remastering. A disc well worth the modest price (\$2.50) even for its novelty value. (H.A.T.)

★ ★ ★ THE BEST OF SLIM WHITMAN, Vol. 1. Imperial (Festival). Mono only. IRL-32651.

Interest: C. and W. favourites.

Performance: Good stuff.

Quality: Dated, but good.

Here is a fine bargain for Slim Whitman fans. Included here are no less than 17 of Slim's best tracks from previous discs, including his famous performances of "Rosemarie," "Indian Love Call," "Danny Boy" and "I'll Take You Home Again Kathleen," all

of which are outside the normal C. and W. repertoire, yet which sold by the million. Also included are: Mexicali Rose — Tumbling Tumbleweeds — China Doll — A Letter Edged in Black — The Whiffenpoof Song — A Petal from a Faded Rose — An Amateur in Love. Slim makes full use of his effective falsetto throughout and, as usual, only guitar backing is used in most tracks. Sound, in Mono only, is of good standard, but owing to the length of the program the inside tracks run close to the label, and a certain amount of distortion is noticeable on the inner grooves. (H.A.T.)

★ ★ ★

HOME COMING. The Highwaymen. Recorded live at Wesley University, U.S.A. Universal Record Club (originally released by United Artists) Stereo SU-940. Available in Mono.

Interest: Folk group.
Performance: Lighthearted.
Quality: Very good.
Stereo: Normal.

I have not previously encountered The Highwaymen, and it could be that this disc is the group's first. They sound something like the Kingston Trio augmented in number (five instead of three). They sing the same kind of material, use the same kind of gentle harmonies and use only guitars for accompaniment. Here, they are per-

Organ Recital

FERNANDO GERMANI. Organ Recital at Selby Abbey, Yorkshire. (Recital No. 2). Chorales Nos. 1, 2 and 3 — Pastorale, Cesar Franck. Stereo, World Record Club S/4385.

Interest: Fine organ music.
Performance: With authority.
Quality: Excellent.
Stereo: Conservative.

Recital number 1, a companion album to this one, was reviewed in the December, 1968, issue and earned the comment: "Altogether an album to be commended to followers of the classical organ." The same comment is appropriate for this one and, unless special considerations intervene, I imagine that followers of the classical organ will want both for their collection.

In segments of these Cesar Franck Chorales, Germani releases the tremendous power of the Selby Abbey organ—a three-section Hill, Norman and Beard instrument originally installed in 1909 and completely rebuilt in 1948-50. But, despite the tremendous complexity and amplitude of the recorded sound, it came through without a trace of overload and distortion—at least on the Empire 999VE cartridge which I was using.

At the other end of the scale, the Chorales involve the delicate "Voix humaine et tremblant" and gentle passages which are unspoiled by surface or background noise.

Side one carries "Chorale No. 1 in E Major" and "Chorale No. 2 in B Minor." On side two is "Chorale No. 3 in A Minor" (Franck's last work) and "Pastorale, Op. 19, No. 4."

The jacket notes comment helpfully on the organist, the music and the instrument. Recommended. (W.N.W.)

forming live at a concert given for students of Wesleyan University, Connecticut, U.S.A., from which they had graduated two years previously. Consequently, one has all the usual trimmings of a live performance — applause, laughter, sing-along, introductions and humorous asides. In between, you can hear the following songs: Standing by the Gate — Gypsy Rover — There Comes Alabama — Shotgun Talking Blues — Rhody — Careless Love — The Sinking of the Reuben James — Brandy is My True Love's Name — Riddles — Jenny's Gone and I Don't Care — Did You Ever See a Wild Goose — Morning


**STEREO
SOUND
SYSTEMS PTY. LTD.**

304 Chapel Street, Prahan,

Vic. 3181. 51-3998.

Celestion LOUDSPEAKERS

Highly respected for performance, Celestion speakers are advanced in design and engineering... these are the speakers overseas reviews have given "rave" notices. Speakers of equivalent quality and similar price in the U.K. cost at least 50% more than Encel prices in Australia. Frequency response is conservatively quoted in the best British traditions.



NOW THE MAGNIFICENT CELESTION "DITTON 15" COMES TO AUSTRALIA!
Measuring only 21" x 9 1/2" x 9 1/2" the new Celestion "Ditton 15" incorporates the HF1300 Mk. II tweeter, a completely new bass drive unit and an auxiliary bass radiator. Frequency response is 30-15,000 Hz. and extends beyond this figure. Read the enthusiastic review in the August issue of "Hi-Fi News", pages 265-267. Ask for copies of this review. Here at last is a compact speaker system which offers "total" performance over the complete musical spectrum. The "Ditton 15" is the first high fidelity speaker system to use the new auxiliary radiator principle. Encel price (inc. Sales Tax) **\$89**

IF THERE'S A BATTLE OF THE COMPACTS THE CELESTION "DITTON 10" IS WELL TO THE FORE

Many music lovers require compact speaker systems and tape recording enthusiasts find the addition of external speaker systems makes an astounding difference to performance. Although only 12 in. x 6 3/4 in. x 8 1/4 in. the "Ditton 10" incorporates two units, the bass reproducer being a specially designed "long throw" model which extends LF response. Power handling capacity is 10 watts R.M.S. Both 3 and 15 ohm impedances are available. The 3 ohm model is ideal for use with solid state amplifiers and tape recorders. See the reviews in "Hi-Fi News", p. 433, Oct., '65, and the "Gramophone", p. 41, June, '65. Write for copies of these enthusiastic reports. The "Ditton 10" is beautifully finished in oak or walnut veneers. These compact systems are used by one of Australia's leading universities to reinforce sound in the auditorium. Including Sales Tax **\$59.00**

CELESTION "STUDIO SERIES" CO-AXIAL HIGH FIDELITY LOUDSPEAKERS

Celestion 12 in. co-axial loudspeakers have been received most enthusiastically by audio enthusiasts and music lovers in Australia. Clarity, transient performance and attack are particularly satisfying. Both models feature co-axial tweeters with electrical cross-overs at 4 kHz.

STANDARD 12" CO-AXIAL CX1512

The Standard Model CX1512 has a frequency response conservatively quoted at 30-15,000 Hz. and is rated at 15 watts R.M.S. Encel Price including Sales Tax **\$44.50**



DELUXE 12" CO-AXIAL CX2012

The "Celestion" Deluxe Model CX2012 is rated at 20 watts R.M.S. and frequency response is conservatively quoted at 30-18,000 Hz. A special "Brilliance" control operates in the tweeter circuit — The electrical cross-over is at 4 kHz. See reviews in the "Gramophone", p. 511, April, '65, and "Hi-Fi News", p. 75, June, '65. **ENCEL PRICE CX2012 (inc. Sales Tax) \$64.50**

THE NEW MODEL HF 1300 Mk. II TWEETER

A further development of the popular HF1300 tweeter, which was patterned on the well-known GEC BSC 1853 tweeter. Frequency response is 2kHz. to 15 kHz. plus or minus 2 dB. and extends well beyond the latter frequency. Impedance is 15 ohms at 10 kHz. Recommended cross-over frequency is 3 kHz. This tweeter adds "sparkle" to any speaker system. Including Sales Tax **\$17.50**

Head Office:

431 Bridge Rd., Richmond, Victoria 3121.
Tel. 42 3762.


Sydney Store: Ground Floor, 25M Building,
257 Clarence Street, Sydney, N.S.W. 2000.
Tel. 29 4563, 29 4564.

*Wholesalers *Trade-ins accepted

Australia's Greatest Hi-Fi Centre

**Encel
ELECTRONICS
(STEREO) PTY. LTD.**

NEAT man—That's the way to enjoy Hi-Fi Music CARTRIDGES



V70 MOVING MAGNET CARTRIDGE.

* Review from Hi Fi News available.
The V70 is a top performance—high quality magnetic cartridge that out-performs many more expensive cartridges.

Specifications—Output voltage: 5mV 1,000 c/s 5 cm/sec. Frequency range: 20-20,000 c/s. Channel balance: ± 0.5 db 1,000 c/s. Channel isolation: 30 db 1,000 c/s. Compliance: 5.0×10^{-6} cm/dyne. D.C. resistance: 800 Ω . Load resistance: 50K Ω . Playing weight: 1.5 gr.—3 gr. Stylus: 0.5 mil diamond.


V60 Induced Magnet Cartridge.

Specifications — Output voltage: 4 mV. Freq. range: 5-30,000 c/s. Channel isolation: 30 db. Compliance: 6×10^{-6} cm/dyne. Stylus: 0.7 mil. diamond. 0.2×0.8 mil. for Model V-60E.

V15 "Dynamagnet" Cartridge.

Specifications — Output voltage: 5 mV. Freq. range: 20-21,000 cps. Cross talk: 30db at 1,000 cps. Stylus: 0.7 mil. diamond. 0.2×0.8 mil. for Model V-15E.

NEAT TONE ARMS



G-32 "Gyrostat" Professional Tone Arm.

This professional Tone Arm is a beautifully engineered instrument featuring the revolutionary "GYROSTAT" rotary mechanism. Designed for milligram tracking and as for all NEAT tone arms, will accept all standard 1 1/2 in mounting cartridges, including Orthophon and SME headshells without modification.



G-30 Static Balance Tone Arm

* Review from "GRAMAPHONE" available.

The NEAT G30 Static Balance Tone Arm is a high quality—low priced Hi-Fi tone arm, of which the conception, construction and finish are equal to many tone arms selling at considerably higher prices. When used with the NEAT V70 cartridge, an excellent low cost combination can be obtained.

Other outstanding NEAT tone arms available are the G37 Static balance tone arm, and the G36 Professional tone arm.

NEAT HI-FI EQUIPMENT

Sole Australian Distributors:
Truscott Electronics, Adelaide

Interstate outlets
N.S.W.—W. C. Wedderspoon Pty. Ltd.
193 Clarence Street, Sydney
VIC.—Australian Hi Fi Electronics
265 Lygon Street, Carlton
And all leading Hi-Fi Houses.

TAPE RECORDER & HI-FI SERVICE CENTRE

For service on your Tape Recorder, Amplifier, Turn-Table, Mikes, etc., come to the experts. All work is undertaken by fully trained professionals and is guaranteed.

TRUSCOTT ELECTRONICS THE TAPE RECORDER & HI-FI SPECIALISTS

Stockists of all leading brands including — SONY — AKAI — NEAT — ADC — TRIO — DUAL — WHARFEDALE — DECCA — LABCRAFT — ALL BALANCE — LEAK — B&O — GELOSO — SENNHEISER — PHILIPS — NATIONAL — TANDBERG — KENWOOD — MONARCH — TESLA — JH — THORN.

Equipment stocked includes: Tape Recorders — Video Recorders — Amplifiers — Turntables — Tone Arms — Cartridges — Speakers — Cabinets — Acoustical Speaker Cloth — Radios — Dictation Machines — Telephone Answering Machines — P.A. Equipment — and all accessories including Inner Bond — Bonded Cortel — Magnetic Tape — Pre-recorded Mono and Stereo Tapes, etc.

and all general electronic components including resistors, capacitors, plugs and sockets, solder, scope irons and spares, hook-up cables, valves, terminals, tag strips, matrix board, cambric spaghetti, fuses, chassis, grommets, solder lugs, alligator clips, valve sockets, D.I.N. connectors, T.V. connectors, battery savers, and also a large range of semi conductors for all Japanese makes.

STEREO HEADPHONES

High Fidelity Stereo Phones at Budget Prices.

A wide range of Stereo headphones is now available including the new model ELEGA DR65C at only \$11.00 and the fantastic ASHIDAVOX ST11 at only \$19.50.

SPEEDY MAIL ORDER SERVICE

When ordering please give your full address printed in BLOCK LETTERS. All Truscott Equipment is brand new and fully guaranteed. Sales tax is included in all quoted prices. All orders are dispatched promptly.

Available Cash, Terms or Lay-by.
All prices quoted are Net.
Postage and freight extra.

NOTE:
T.M.Q. = Truscott Mail
Order Quote

SLEEP LEARNING EQUIPMENT

All requirements for sleep learning equipment available, including Pillow Phones at \$4.50—Endless Tapes at \$8.86 and Time Clocks at \$25.00.

TAPE RECORDER BELTS

Belts available to suit most models of Telefunken, Uher, Philips, Cossor, Stella, Grundig, B.S.R. Ferguson, Walter and Korting recorders. When ordering, it is most essential to state the correct make and model of recorder.

TAPE RECORDERS —ask for a T.M.Q.

Stock now includes Akai X360, M9, X1800, X5, 1710, X150D, 4000D—Sony TC660, 560, 540, 230, 105, 355, 255, and AC/DC portables—National RQ790S, 776S, 761S, 760S, 766US, 706S, 503S and portables—Grundig TS340, TK247, 245, 2200—Philips 4408, 4308, 3312 and Cassette portables—Tandberg Series 12 and 64X—Julicorder DA999, 301—Geloso 681, 651—Tesla 4, 44, 45, 43A, 46—Thorn 3214, 3226, 3224 and many more.
Remember, you'll save much more at Truscott Electronics.

SENNHEISER STUDIO MICROPHONES

A full range of these famous Sennheiser Studio Microphones for amateur or professional use are now available. Send now for specifications and prices.

CASSETTE RECORDERS

A full range of cassette recorders and players is available—write or call for a T.M.Q.

CAR RADIO SPECIAL SOUNDMASTER 8

The new super sensitive push button all transistor car radio, featuring 8 trans.—3 W output—push button tuning—built-in noise suppression—high quality speaker—suit any car—Truscott's price only

\$55

If aerial required add \$4.00.

220S MULTIMETERS

D.C. Volts 5, 25, 125, 500, 2,500.

A.C. Volts 10, 50, 250, 1000.

Current: 250mA, 250mA.

Resistance: 0-10K, 0.1 Meg.

\$7.95

SAVE YOUR RECORDS . . . USE THE UNIVERSAL LUSTRE TONE ARM LIFT!

This beautifully finished and functional universal tone arm lift will fit all tone arms . . . the lowering action is pneumatically dampened and extremely smooth. Risk of record damage may now be eliminated.

Truscott's price only \$8.50

ACOUSTIC SPEAKER CLOTH

Over 30 top-grade cloths to select from. Send for samples and prices.

HI-FI COMBINATIONS

Select your Hi-Fi Combination from the following recommended equipment, then write or call for a T.M.Q. Combination Special—you'll be amazed at how much you can save.

AMPLIFIERS

Akai AA5000 — Leak Stereo 30 and 70 — Grundig SV40, SV80 — Monarch SA616, SA500, SAT260X, SAT460X — Sony TA1120 — Trio Kenwood TK150U, TK250U, TK400T, TK20U, TK40U, TK88U, etc.

TURNTABLES

JH — Labcraft 655, 605L, 643 — Neat NR101, NU101, P100 — Dual 1019, 1009F, 1015F, 1010F, etc.

TONE ARMS

All Balance — Neat G30, G37, G36, G32 — Miniconic Euphonics, etc.

CARTRIDGES


ADC, B. & O., Decca, Dual, Goldring, Neat, Ronette, Sonotone, Philips, etc.

SPEAKER & SPEAKER SYSTEMS

Philips, Tesla, Wharfedale, Rola, Kenwood, B. & O., Akai, Leak, Soundmaster, etc.

HI-FI TRANSCRIPTION TURNTABLE COMBINATION

Consists the one and only JH turntable, Neat G30, static balance tone arm, Neat V70, magnetic cartridge, Lustre Tone arm lift, and hand finished oiled Teak wooden base. Truscott's price only \$79.00. If assembly required—add \$6.00



TRUSCOTT ELECTRONICS

AUSTRALIA'S GREATEST TAPE RECORDER & HI-FI CENTRE

62-64 HINDMARSH SQ. ADELAIDE 5000 Phone:

233024 233278

Dew — 'Possum Meat — Bon Soir (Le Roi des Buveurs). A lighthearted program, with no protest songs or other manifestations of the cult of the "angry young men," but just good, relaxing entertainment, skillfully presented and pleasant to hear. Sound quality is of good standard. (H.A.T.)

THE GLORIOUS GREEKS. Yacoubian and Company. Crescendo (Festival) Stereo SGNPL-933,055. Available in Mono.

Interest: Greek variety.
Performance: Heady stuff.
Quality: Excellent.
Stereo: Good spread.

This is fine fare for those with a taste for the slightly exotic music of Greece. Originally issued in the U.S.A. while Yacoubian and his company were touring there, the music is sometimes lively and exciting, sometimes melodic and yearning; laced with a robust humour in parts, elsewhere expressing more tender emotions. The main instruments featured are the traditional bouzouke, the violin and the accordion, while some exuberant vocals are contributed by the talented lead singer, Nitsa. Track titles are: Holiday in Greece — Ko-Ko-Ko — Misirlou — Rambe-Rambe — Hasapiko — Nina Nai — Speak not a Word — Sultan's Circus — Aspres Corthellis — Shish Kebab — Two Jewish Folk Songs — Katifeh. If you want to sample before buying, try "Misirlou" which has a most appealing melody for solo violin, or "Nina Nai" for a taste of Nitsa's art. Sound quality throughout is excellent, but I found it necessary in some tracks to turn the balance control to favour the right channel to counter the too prominent percussion in the left channel. (H.A.T.)

THE BEST OF JOE AND EDDIE. Crescendo (Festival) Stereo SGNPL-933,054. Available in Mono.

Interest: Close harmony vocalists.
Performance: Superb.
Quality: Very good.
Stereo: Normal.

The pleasure one obtains from the superb singing of these young Negros in this disc is tempered by the recent news of the tragic death of Eddie in a motor cycle accident. Many readers will already have heard them perform from their television appearances and will thus be aware that the termination of their career is a great loss to show business in the U.S.A. Basically, I suppose, they were folk singers, but their repertoire was very wide, taking in Negro spirituals, shows tunes and blues material. The program here includes all these forms: There's a Meetin' Here Tonight — The First Time Ever — Mariah — Children Go! — I Laid Around — Michael, Row the Boat — New Frankie and Johnnie Blues — The Drinking Gourd — Lonely and Lonesome Traveller — Summertime — The Old Man — Didn't It Rain.

With wonderful timing and understanding, the two voices intertwine and complement each other in a way which is unique. It is to be hoped that there is a store of material still to be released to commemorate their art. (H.A.T.)

JIM REEVES ON STAGE. RCA Stereo LSP-4062. Available in Mono.

Interest: Country and Western songs.
Performance: There are better.
Quality: Some distortion.
Stereo: Restricted.

Recorded live during rainy conditions in a small country town in Pennsylvania, this disc has the popular country and western singer struggling hard to coax laughter and applause from a small and not very enthusiastic audience. The sleeve note does not say whether the material has been presented on disc before, but I suspect not. The sound quality is poor, with noticeable distortion. I doubt whether Jim Reeves would have approved its release while he was alive.

Every track is preceded by patter which eats into the already short playing time of only 34 minutes. The disc is labelled "Stereo" and there is no indication that the material has been electronically rechannelled. In fact, the distribution between the channels is so restricted that there is virtually no difference when the mode switch is set to mono or stereo. Jim Reeves fans who want everything put out by him may want this disc, but for the casual purchaser I suggest there are better performances available. The tunes represented (some of them short extracts in a section devoted to impersonations) are: Mexican Joe — Yonder Comes a Sucker — Four Walls — I Missed Me — Tennessee Waltz — I Really Don't Want to Know — He'll Have to Go — Walking the Floor Over You — There Stands the Glass

— One by One — Guess Things Happen that Way — I Want to be With You Always — Wildwood Flowers (H.A.T.)

SWEET, SAD AND SALTY. Burl Ives with orchestra and chorus directed by Owen Bradley. U.S.A. Decca (Festival) Stereo SDL-933010. Available in Mono.

Interest: C & W standards.
Performance: Typically warm.
Quality: Very good.
Stereo: Well spread.

During the 20 years over which I have listened to him, Burl Ives has changed not at all, but nowadays he has an orchestra to accompany him instead of his own guitar playing. In addition, here he has a chorus, to help him put over the program of country and western standards. Burl can handle this type of material as well as any and better than most, and his performance here is as pleasurable as any of his discs I have heard.

As the title implies, the pieces are in mixed mood; Bury the Bottle with Me — Lonesome 7-7203 — Yesterday — The Atlantic Coastline — Evil Off My Mind — Wishin' She Was Here — Scarlet Ribbons — Green Green Grass of Home


L.P. RECORDS WANTED

Any quantity. Highest prices paid. Will call with cash within 30 minutes.

CASTLES RECORDS


323 Church Street, Parramatta
635-8621 after hours 86-1422

TRANSISTORISED
Amplification Equipment
GUITAR and
PUBLIC ADDRESS



Fuzzmaster

MARK IV



MASTER DISCO CONSOLE

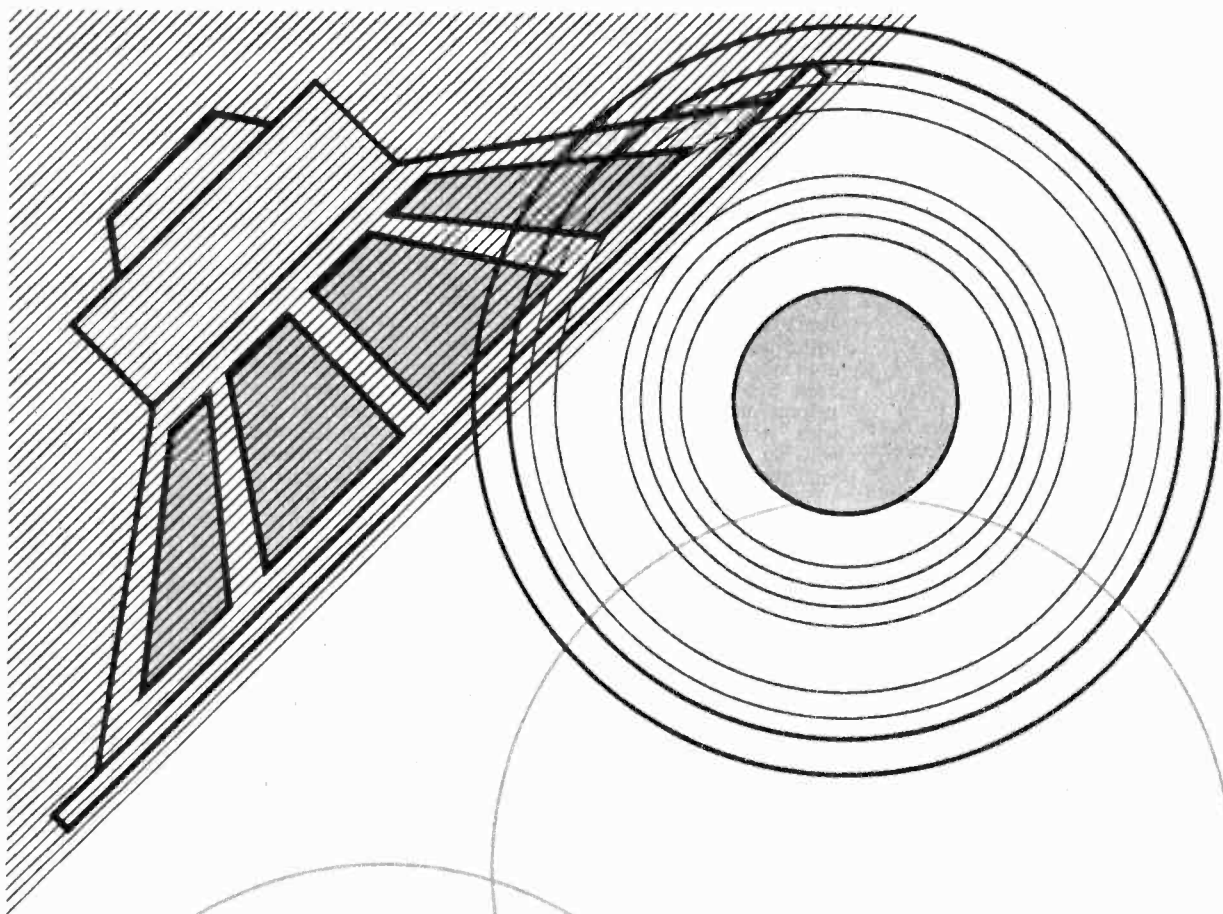
Shown above is a small selection from our comprehensive range of equipment.

FOR PRESTIGE SOUND SEE CLAYBRIDGE SOUND

Secure your FREE COLOURED CATALOGUE of our products & services.



163 CLAYTON RD. CLAYTON VIC. 3168 OR RING 544 6171
(CNR. DANDENONG RD.) (ALL HOURS)



your personal invitation..

To come and see Sydney's newest stereo centre, Sydney Hi-Fi Centre. We welcome you to call at 83 York Street, just up from King Street, and inspect at leisure our spacious modern showroom and comfortably-appointed acoustic lounge where you'll hear the world's finest high fidelity equipment—among it, the system that will best fit your requirements, your price. But to begin with, just come in and look around, meet our Manager, Mal Read. You're welcome at . . .

 **SYDNEY Hi Fi CENTRE**

83 York Street. (Just up from King Street.) 29 1082.

—Billy Bayou — Hollow Words — That's Where My Baby Used to Be. Incidentally, "Evil Off My Mind" is not an error, it is described in the sleeve note as "a sequel to the successful 'Evil On My Mind.'" Burl Ives fans will find plenty to enjoy in this selection. (H.A.T.)

★ ★ ★

IT MUST BE HIM. Vicki Carr. Universal Record Club Stereo U-935.

Interest: Popular vocalist.
Performance: Emotional.
Quality: Excellent.
Stereo: Normal.

This reissue at a club price of this very good disc, first released in Australia a year ago by Festival, will be warmly welcomed by Vicki Carr fans. This fine singer who puts her heart and soul into her work and carries her audiences along on a tide of shared emotion does not require any visual impact to help her put a song over. Her rendering of the title song for this disc, "It Must Be Him," is possibly the finest I have heard of this often recorded number. The other titles here are: None but the Lonely Heart—Her Little Heart Went to Loveland—Laila Ladaia (Reza)—Look Again—Theme from "Irma la Douce"—Forget You—Cuando Caliente el Sol—How Does the Wine Taste — Should I Follow — May I Come In—Toys—San Francisco. Good orchestral backing is provided by the anonymous band, and the sound is of excellent standard. (H.A.T.)

★ ★ ★

BILL COSBY IS A VERY FUNNY FELLOW. RIGHT! Billy Cosby, comedian. Warner Bros (Australian Record Company) Stereo WX 1518. Available in Mono.

Interest: U.S. style humour.
Performance: Skillfully done.
Quality: Good live recording.
Stereo: Adds atmosphere.

Most readers of these columns will already be aware that Bill Cosby is a funny fellow, this being the third of his discs to be reviewed within a short space of time. His humour is essentially American so that, whatever the theme, it is treated in the light of the modern American scene. Thus, Noah in the last three tracks on side one is a loudtalking city type, and all the other characters are of the same ilk. Track 1 on the first side deals with the characters to be found on the New York subway, under the title "A Nut in every Car"; "Toss of the Coin" treats some famous historical occasions as they would have been if played out like the American football game, where so much depends on the right call of the coin; "Little Tiny Hairs" is a satire on a TV commercial. The side ends with the three-track Noah sketch.

Side two has "Superman" (no explanation needed); "Hoof and Mouth" where two cows discuss their symptoms on the way to slaughter; "Greasy Kid Stuff" is another knock at the TV commercial; "The Difference Between Men and Women" is concerned mainly with the way the fair sex takes itself off in groups to the Ladies Room; "The Pep Talk" has a football coach giving his losing team the traditional half-time going over; and finally "Karate" deals with the art of self defence. All these themes are treated in the fast talking

exaggerated, wisecracking style which Americans find amusing. If you are a Cosby fan, and buy this record, you will probably find that the reaction from your friends will vary from helpless laughter to a lifted eyebrow. It depends so much on the individual. (H.A.T.)

★ ★ ★

SCOUT MARCHING SONGS. The Choir of St. Augustine's College, under the direction of Father Patrick Fahey, O.S.A., with Errol Scarlett (piano), George Golla (Guitar) and Reg Robinson (bass). Festival Stereo SFL-933,090. Available in Mono.

Interest: School choir.
Performance: Outstanding.
Quality: Reasonable.
Stereo: Three distinct channels.

If you have never heard the choir of St. Augustine's College, Brookvale, Sydney, you are in for a very pleasant surprise if you buy this disc. They have already made a fine recording, released in 1967. This new recording is even better, showing a very high standard of musicianship for such young performers. Outstanding are the boy soprano Scott Baldwin, and baritone Peter Bohrsman, one of the choir's assistant directors. The material sung is very familiar, and although some of it is devotional none of it is liturgical: He's Got The Whole World In His Hands—Go Tell It On The Mountain—Vive la Compagnie—Muss-i-Denn—Kumbaya—When the Saints Go Marching In—Skip To My Lou—Alouette — Michael, Row The Boat Ashore — She'll Be Comin' 'Round The Mountain — Fires Burning — Now Is The Hour. A very pleasant program, reasonably well recorded (such defects as there are will only show up on high quality equipment), and a tribute to the work of the training staff of the college. (H.A.T.)

Popular Jazz

PERSONAL PORTRAIT — Joe Harriott. Columbia Lansdowne Series (E.M.L.) Stereo SCXO 6249.


Interest: Modern jazz altoist.
Performance: Unreservedly recommended.
Quality: Superbly recorded.
Stereo: Well balanced.

Joe Harriott is an excellent West Indian alto saxophonist who has lived in Britain since 1951. On this album, which provides an admirable showcase for him, Harriott had the considerable advantages of Denis Preston's skilful and experienced production and David Mack's fresh and original arrangements. On three tracks, "Saga," "Now's The Time" and "Darn That Dream," Harriott's alto is spotlighted against a group which featured Bob Efford (flute and clarinet), three brass — including the great Kenny Baker — and a very accomplished rhythm section of Stan Tracey on piano, Lennie Bush on bass and Bobby Orr on drums.

The accompaniment on four of the other tracks is provided by the Lansdowne String Quartet together with harpsichord, flute, bass and drums. Three of these tracks are ballads ("Portrait of Jenny," "Indian Summer" and "September Song") but Mack's writing for the strings is

If you want
to sell or buy
the Best
sound equipment
ever made —

TEAC
is for you!



Model A-2050
STEREO TAPE DECK:

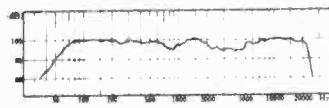
A precision sound machine featuring, automatic reverse record and play-back, all silicon — transistor amplifier, professional standard on wow and flutter, automatic shut off, etc. etc. F.R. 30 to 20,000 HZ.



Model
LS300
SPEAKER SYSTEM:

SPECIFICATIONS: Woofer — 12" Mid range — 4" cone type
Tweeter — 2" horn type
Crossover Frequency — 700 HZ/5,000 HZ
Frequency Response — 35 — 20,000 HZ.

Just two of many models. All available on 12 Months Interest Free Terms.



Retail Enquiries

Brashs

Hi-Fi Centre — Melb.
Suttons — Melb.

Stereo Sound Systems —
Pahran, Victoria.

Wholesale Enquiries

**AUSTRALIAN MUSICAL
INDUSTRIES**

108 Elizabeth Street,
Melbourne, Victoria.



MICRO TONE ARMS OFFER OUTSTANDING VALUE!

Designed to track effortlessly with the most sensitive and delicate cartridges, Micro arms accept SME and ORTOFON head shells without modification. The Micro head shell accepts any standard mounting cartridge. Vertical and horizontal movement is almost friction-free — tracking pressure is adjustable from 0.5 grams. Model MA88 (16") is priced at \$35.50, Model MA77 (14") is only \$29.50. Encel prices include sales tax.

MICRO LIFTS AVAILABLE. Both these arms are available with a tailored lifting/lowering device. Pneumatically dampened action assures record protection. The lift may be purchased separately for **\$8.50**

LOW PRICED CERAMIC CARTRIDGE FOR BUDGET CONSCIOUS MUSIC LOVERS!

The popular Micro SC-301 cartridge has now been superseded by the new, improved Model SC303D. Only the price remains the same! Frequency response is 20-15,000 Hz. and tracking angle is 15°. With diamond stylus inc. sales tax **\$6.90**

NEW MODEL MICRO MAGNETIC STEREO CARTRIDGE

Now Micro have released a new series the Models 3100/5 and the 3100/E (with elliptical diamond stylus). Both cartridges have an extended frequency response (20-25,000 Hz.) and performance is outstanding. Write or call for additional information and prices.

MICRO DUST PICKUPS—\$3.50

An effective automatic record cleaner which removes dust as the record plays. An ideal gift. \$3.50 inc. sales tax.



NEW SHIPMENT OF HIGH QUALITY, LOW PRICED COSMOS STEREO AMPLIFIERS

Once more the popular Cosmos Model SW-30C stereo amplifiers are in stock. Output is 8 watts R.M.S. or 15 watts I.H.F.M. in each channel, all necessary control facilities are included and the price is only \$79.50. (IMPOR- TANT: The sensitivity of the Cosmos suits mag- netic cartridges at 5 mV.) Provision is made for use of stereo headphones and a DIN socket permits connection of tape recorders. The pre- amplifier is fully transistorised. Speaker outputs allow for use of 4, 8 and 16 ohm. speakers or speaker systems. The Cosmos is ideal for use with tape recorders and tape decks. When used with high quality stereo pick-ups and wide range speaker systems, results are very satisfying. Encel price, inc. **\$79.50** sales tax

TAPE SPLICERS . . . ONLY \$2.50!

We've just made a special purchase of tape splicers . . . and while the stock lasts this easy-to-use unit is priced at only \$2.50. Save time and fidgeting — and frayed nerves; order now!

DUAL 1019 & 1010F TURNTABLES NOW ON SPECIAL OFFER!

Looking for a Dual Turntable? Write or call now for a very special Encel proposition. You'll save more at Encel Electronics . . . but we're not at liberty to advertise the low Encel prices.

CONNOISSEUR STEREO CARTRIDGE — ONLY \$10.80!

Designed to load any amplifier or tape recorder, the Model SCU-1 is regarded as the finest ceramic stereo cartridge ever produced. Ask for copies of re- views. **\$10.80**

LOOKING FOR LOWTHER LOUSPEAKERS?

Models PM6 and PM7 are now in stock at Encel Electronics. Both are fine performers — and cabinet specifications are available to suit both speakers. Encel's low prices cannot be advertised — call for your personal Lowther price!

SAVE MORE ON ALL LEADING MAKES OF TAPE RECORDER

Encel Stereo Centres stock all the best makes . . . Akai, Sony, National, Toshiba, Philips, Revox, Tandberg, Nivico and many more. You'll be wise to secure an Encel price before you commit yourself elsewhere. Save at Encel's!

SHURE CARTRIDGES AT ATTRACTIVE ENCEL PRICES

All cartridges are brand new and Encel prices include sales tax. All Shure cartridges are fully guaranteed.

Model M44G 'Type 2'—Retail \$26—Encel **\$15.50**.
Model M55E 'Type 2'—Retail \$49—Encel **\$27.50**.
Model M75E 'Type 2'—Retail \$69—Encel **\$39.50**.
Model V15E Mk. II 'Type 2'—Retail \$118.75—Encel **\$74.50**.

Order now for prompt delivery by mail — or call at your nearest Encel Stereo Centre.

TRADE-IN AND TRADE-UP!

When purchasing equipment from Encel Electronics, be sure to ask for a trade-in valuation on your old equipment. If your old equipment is in good working order, the cost of your current purchase can be reduced considerably. Bring in your amplifier, tape recorder, tone arm, etc. . . and save more than ever at Encel Stereo Centres!

PE TURNTABLES MODELS PE34 & PE2020

Perpetuum-Ebner turntables are probably the most popular in their price categories . . . and the low Encel price adds further value to these fine German products. Write for Encel prices (EMO's) or call for your PE proposition. Stocks are limited, although more are on the water. Contact Encel's now!

JUNCTION BOXES FOR STEREO HEADPHONES

Add a headset to your amplifier even if it's not fitted with a headphone jack. Model JB3 junction boxes may be fitted in the speaker leads. Inc. sales tax. **\$4.50**

ENCCEL SERVICE DIVISIONS

Modern and efficient service centres operate in Sydney and Melbourne. Up to the minute servicing equipment is provided and skilled technicians who have been specially trained actually save you money when service is necessary as time expended is kept to a minimum. Encel service does not cost — it pays.

REPLACEMENT DIAMOND STYLII FOR MOST STEREO AND MONO CARTRIDGES

A replacement stylus for your cartridge can cost as little as \$2.50 when you buy from Encel Electronics. Correct replacements are available ex-stock for the majority of popular cartridges.

COMPLETE ENCEL STEREO SYSTEMS

The Encel organization has installed thousands of Encel Stereo Systems in Australian homes. Cabinets are carefully handcrafted — you make your selection from the most extensive range of audio equipment available in Australia.

AKAI RECORDERS

All Akai models are now in stock . . . M9, XV, 4000D, X150D, X360, X300 and 1710. Ask for an EMQ.



GRACE TONE ARMS . . . FOR THE PERFECTIONIST!


Two models of this sophisticated arm are available . . . the 12" G-540L and the 14" G-560L. A gimbal type gyroscopic bearing is used — and the Grace arm will track suitable cartridges down to 1 gram with ease. A super light-weight head shell is supplied. Since this arm became available at Encel Stereo Centres many fastidious enthusiasts have traded much more expensive arms of Continental origin.

NEW LIFT RELEASED BY GRACE — \$11.50

This beautifully designed lifting/lowering device fits all types of tone arm. Action is velvet-smooth . . . and the lift is a fitting companion to the high quality precision Grace arms.

NEW GRACE CARTRIDGE!

With an output of 7mV, the superb new Grace stereo cartridge Model F-8M provides outstanding results. Frequency response is 5-35,000 Hz. Stylus pressures recommended are 1 to 2 1/2 grams. Ask for details!



FROM THE UNITED STATES . . . JANSZEN SPEAKER SYSTEMS WITH ELECTROSTATIC ELEMENTS

The Janszen Z600 speaker system is revolutionary in design and construction and provides a magnificent "transparent" sound. Response is 30 to beyond 30,000 Hz. The natural treble response results from the use of Series 130 Janszen mid/high range radiators — electrostatic units with 176 push-pull sheathed conductors. The bass reproducer is the Janszen Model 350B dynamic. Impedance is 8 ohms only. Encel price is \$178 for the Z600 . . . and a variety of finishes is available. Truly an audiophile's delight. Ask for copies of elated reviews. Encel price **\$178** (including Sales Tax)



NOW . . . A NEW 8" CO-AXIAL SPEAKER WITH UNIQUE PERFORMANCE AND SIX POWERFUL MAGNETS . . . ONLY \$34.50!

Can any 8" speaker be worth \$34.50? Easily . . . when you see and hear the remarkable CX-20D. Here at last is a total-performance 8" co-axial speaker with six magnets, a horn type tweeter, an electrical crossover, high compliance and unusually robust ribbed construction. Total weight is almost 8 lbs. and frequency response is 35-20,000 Hz. The response curve is substantially flat; from an engineering viewpoint the CX-20D is superb in design and construction. The matching enclosure is easy to make and any handyman can make it from readily available materials. We want you to hear the CX-20D and make your own appraisal. It's tremendous value for money! Inc sales tax **\$34.50**

THREE TOP VALUE STEREO SYSTEMS FROM ENCEL ELECTRONICS!

1. We supply the popular Sound Model SAQ-203 solid state stereo amplifier (output is 12 watts R.M.S.), a Dual Model 1010F turntable, the Shure Model M-44/7 magnetic stereo cartridge with diamond stylus, two Stentorian Model 812 wide range loudspeakers . . . Incl. sales tax **\$169**
If you would prefer the Cosmos Model SW-30C stereo amplifier instead of the SAQ-203, the cost will be only \$5 more.
2. The Kenwood Model TK150U solid state stereo amplifier (output is 20 watts R.M.S. — frequency response 20-50,000 Hz.), a belt driven Compax Model III turntable, a Lustre tone arm with lifting/lowering device, your choice of the Shure M44/7 or ADC-770 stereo cartridges with diamond stylii, a matched pair of Sonics Model AS-60E wide range speaker systems. Inc. sales tax **\$245**
3. The solid state Lux Model SQ-777W stereo amplifier (output is 60 watts R.M.S.), a Compax Model III belt-driven turntable, the Lustre Model ST-510D tone arm with lifting/lowering device, your choice of the Micro 3100/E — Lux T15M/7B — Shure M44/G stereo cartridges . . . all with diamond stylii, a matched pair of Sonics Model AS-202 multiple speaker systems. Each enclosure is hand finished in teak/walnut veneer and houses three speaker units. Inc sales tax **\$339**

ENCCEL
ELECTRONICS (STEREO)
PTY. LTD.

Head Office:

431 Bridge Rd., Richmond, Victoria 3121. Tel. 42 3762.

Sydney Store: Ground Floor, 2SM Building.

257 Clarence Street, Sydney, N.S.W. 2000. Tel. 29 4563, 29 4564.

Australia's Greatest Hi-Fi Centre *Wholesalers *Trade-ins accepted

never sentimentally lush and syrupy, but full of colour, warmth and jazz feeling. The album is completed by a fascinating free-form duet with Pat Smythe on piano and the latter's imaginative and intelligent playing stimulates Harriott to some really remarkable improvisations.

Overall, then, this album can be unreservedly recommended for the welcome variety in the music, the impressive arrangements by David Mack, the quality of the tunes and, above all, the superb musicianship of Joe Harriott. (T.F.C.)

★ ★ ★

BREAKIN' IT UP ON BROADWAY
—Dukes of Dixieland, Harmony (C.B.S.). Stereo HAS108 (also in mono).

Interest: Synthetic Dixieland.

Performance: Uninteresting.

Quality: Fair.

Stereo: Adds little.

I was rather surprised to learn that John Hammond had produced this re-issue album by the Dukes of Dixieland. I realise that the Dukes have a substantial popular following, particularly in America, but as a jazzband they are monumentally boring. The main problems include a lack of really good soloists, a tendency towards musical vulgarity and a complete absence of dynamics. To be sure, the Dukes are competent enough musicians but the surface excitement which they regularly generate is basically the result of louder and more erratic playing.

The material comes from a variety of Broadway shows and includes well-known standards like "Lady Be Good," "Ain't Misbehavin'," "If I Were a Bell" and "I Can't Give you Anything But Love." It should be added that several of the tunes are totally unsuitable for a Dixieland Band.

In the absence of discographical details and recording dates, I can only suggest that the album was recorded about 1961. Even with a playing-time of 35½ minutes and a price of \$2.50, it would be difficult to recommend this album. (T.F.C.)

★ ★ ★

THE HISTORY OF JAZZ—Ray Price Quartet. Mono, Harmony (CBS) HA092.

Interest: Budget-priced Australian jazz re-issue.

Performance: Versatile but unconvincing.

Quality: Poorly recorded.

In recent months CBS has been re-issuing, on their \$2.50 Harmony label, a number of Australian jazz recordings by leading musicians like Judy Bailey, Bryce Rohde and Ray Price.

This album was first released on three E.P.s, each one broadly covering traditional, mainstream and modern jazz. The Ray Price Quartet of the day — about 1963 — was one of his best and featured Pat Rose on clarinet and baritone, Col Nolan on piano and John Sangster, one of Australia's greatest musicians, on trumpet and vibes.

Nevertheless, the overall sound of the quartet was inevitably a little thin with a rhythm section of piano and banjo. Somewhat surprisingly, this is not particularly noticeable on the main-

stream numbers which include "Perdido" and "Stompin' At The Savoy."

The four traditional jazz tunes are standards like "St. James Infirmary" and "Jazz Me Blues" and they are memorable only for John Sangster's very hot and imaginative trumpet playing.

Without wishing to press the point too far, Ray Price should not have tackled modern jazz numbers like "Moanin'" and "Night in Tunisia" with his extremely limited instrumentation.

Nevertheless this album does illustrate the versatility of the quartet, a quality which has served Ray Price well, particularly in his pioneering attempts to promote jazz in, for example, schools and country areas.

I very much welcome the policy of re-issuing Australian albums at a reasonable price, but, quite frankly, if collectors do want a Ray Price Quartet album they would be well advised to purchase the superior "One Day I Met an African" on the same Harmony label. (T.F.C.)

★ ★ ★

COMPADRES — Dave Brubeck and Gerry Mulligan. Stereo. CBS SBP-233585. Also in mono.

Interest: The new Brubeck Quartet

Performance: Interesting, with some qualifications.

Quality: Excellent "live" recording.

Stereo: Well balanced.

The break-up of the Dave Brubeck Quartet more than a year ago represented the end of a chapter in jazz history. Any attempt to re-create the substance or spirit of the group must, I think, be hazardous.

Recent overseas reports suggest that Dave Brubeck is now working on a semi-regular basis with the baritone saxophonist, Gerry Mulligan, and their first CBS album together has been awaited with some considerable interest. It was recorded "live" in Mexico and the quartet was completed by Jack Six on bass and the superb Boston drummer, Alan Dawson.

Presumably as a courtesy to their audience, the group chose to play two traditional Mexican songs, "Adios, Mariquita Linda" and the well-known "Amapola" together with three compositions each by Brubeck and Mulligan, all of which have strong Mexican and Spanish flavours. In moderation, this material may have been effective but I found that it palled after a time. Furthermore it clearly dampened Mulligan's usually free-swinging and frothy improvisations.

Understandably, too, the group lacked the well-oiled cohesion which characterised most of Brubeck's previous recordings and Mulligan and Brubeck seemed to be at odds rhythmically throughout the album.

Despite this, Mulligan turned in very good solos on his own "Jumping Bean" and on Dave Brubeck's haunting composition "Tender Woman." Brubeck's piano was relatively unaffected by the new rhythm section but his solo work tended to be somewhat heavy-handed and unswinging.

This is an interesting album and well worth hearing but it would be wise to defer judgment on the new quartet until they make an album of more testing jazz material (T.F.C.)

"INNERBOND"

(Regd.)

**BONDED
ACETATE
FIBRES**

FOR PACKING IN

SPEAKER ENCLOSURES

A new resilient Bonded Wadding made from ultra fine Cellulose Acetate Fibres that gives high efficiency for Sound Absorption.

"INNERBOND" is light, clean, dust-free and easy to handle. Because all the fibres are bonded "INNERBOND" will hang as a "curtain" and will not fracture or break down due to vibration.

"INNERBOND" is odourless, highly resistant to attack by bacteria or fungus and is vermin repellent; "INNERBOND" at 16oz sq. yd. has a normal thickness of 1" and at this density is recommended as a packing in Speaker Enclosures for Sound Absorption.

STOCKISTS:

SYDNEY: Arrow Electronics Pty. Ltd., 342 Kent St.; Broadway Electronics (Sales) Pty. Ltd., 32 Glebe Point Rd.; GLEBE: Convoys International Pty. Ltd., 449 Kent St.; Ence Electronics Pty. Ltd., 257 Clarence St.; Kent Hi-Fi, 432 Kent St.; Mastersound Sales Pty. Ltd., 400 Kent St.; Radio Despatch Service, 869 George St.; Stereo Music Systems, 193 Clarence St.; Circuit Components (A/sia) Pty. Ltd., 460 Bexley Rd.; BEXLEY: Classic Radio, 245 Parramatta Rd.; HABERFIELD: Dyna Stereo Pty. Ltd., 331 Prince's Hwy.; ST. PETERS: Albert Wright Radio Service, 795 New Canterbury Road, HURLSTONE PARK.

NEWCASTLE: Martin de Launay Pty. Ltd., King and Darby Streets; Dynamic Sound 587 Hunter Street.

WOLLONGONG: Electric Parts Pty. Ltd., 82 Keira Street; Martin de Launay Pty. Ltd., 270 Keira Street.

MELBOURNE: J. H. Magrath & Co. Pty. Ltd., 208 Little Lonsdale Street.

BRISBANE: A. E. Harrold Pty. Ltd., 123 Charlotte Street; Brisbane Agencies, 78 Wickham Street, Fortitude Valley.

ADELAIDE: Duncan Agencies, 57 Woodville Road, Woodville; General Accessories, 81 Flinders Street; Truscott Electronics, 62-64 Hindmarsh Sq.

PERTH: Atkins (W.A.) Ltd., 894 Hay Street; Carlyle & Co. Pty. Ltd., 1 Milligan Street; General Accessories, 46 Milligan Street.

HOBART: Homecrafts-Tasmania, 199 Collins Street.

If unobtainable

For 1 sq. yd. as above send \$2.00
For 2 sq. yds. as above send \$3.75
For 4 sq. yds. as above send \$6.50

Postage paid in Australia and Territories to the manufacturers

**WONDER WOOL
PTY. LTD.**

87 JAMES STREET, LEICHHARDT.
N.S.W., 2040.
Box 548 — G.P.O., Sydney. 2001.
Phone: 56-2780.

AMPLIFIERS — PREAMPLIFIERS — TUNERS — CONTROL UNITS —
GUITAR UNITS — INSTRUMENTS — INVERTERS — CONVERTERS —
RECEIVERS — TRANSMITTERS — REGULATED POWER SUPPLY —
TRANSISTOR AND VALVE TYPES.

MAJOR STOCKISTS OF ALL GENERAL RADIO &
ELECTRONIC COMPONENT PARTS — YOU NAME
IT — WE WILL QUOTE.

POPULAR KITS - TOP QUALITY - LOWEST PRICES

INSTRUMENTS C.R.O.

1. 5in wide range.
2. 1963. 3in cal.
3. Audio.
4. 1966. 3in.
5. 1968—Audio.
6. Electronic SW.
7. W/band Preamp.

MULTIMETERS and V.T.V.M.'s

8. 20K ohm/Volt protected M/M.
9. Probe for above.
10. Protected D.C. M/M.
11. Meterless V/meter.
12. A.C. Millivoltmeter.
13. A.C. Solid State Millivoltmeter.
14. Solid State A.F. Millivoltmeter.
15. Noise Distortion Millivoltmeter.
16. Standard V.T.V.M.
17. 1966—V.T.V.M.
18. 1968—V.T.V.M.

BRIDGES

19. Standard R/C.
20. 1966. R/C.
21. 1968 R/C and Signal Injector.

TV INST.'s

22. Sweep and marker Generator.
23. Dual sweep Gen.
24. Silicon diode sweep Gen.
25. Silicon diode noise Gen.
26. Pattern Gen.
27. Trans. pattern Gen.
28. Wide range pulse gen.

AUDIO INST.'s

29. 1960 Audio Osc.
30. 1962 High perf. audio Gen.
31. Crystal locked std.
32. Electronic tuning standard.
33. 1965. Solid State audio osc.
34. Direct reading A.F. meter.
35. Sq. wave Gen.
36. 1967 transistor audio Gen.
37. Additive frequency meter.
38. A.F. tone burst gen.
- 38A. 1968. Solid state A.F. Generator.

R.F. INST.'s

39. 6-band service oscillator.
40. Trans. wave meter.

41. G.D.O. wide range.
42. G.D.O. adaptor.
43. Trans. service osc.
44. Simple signal injector.
45. Transistorised signal tracer.
46. Transistorised osc.
47. Basic test osc.
48. Transistor test oscillator.

MISCELLANEOUS INST., ETC., KITS

49. 1960 Trans. Tester.
50. 1968 Transistor test set.
51. Valve and Transistor tester.
52. Electronic Stethoscope.
53. Moisture alarm.
54. Electronic Pistol range.
55. Transistor Geiger Counter.
56. Light beam alarm.
57. Burglar alarm.
58. Flasher unit.
59. Transistor alarm.
60. Electronic switch.
61. Photo Timer.
62. Direct reading impedance meter.
63. Electronic anemometer.
64. S.W.R. Indicator.
65. Simple proximity alarm unit.
66. Pipe and wiring locator.
67. Electronic metronome.
68. Monophonic organ.

BATTERY CHARGERS

69. Universal unit.
70. 1 amp unit.

REGULATED POWER SUPPLIES

71. Transistor. 9v.
72. Transistor, fully protected supply.
73. 1966 H.T. unit.
74. 1968 lab. type, D-30v. supply.

VOLTAGE/CURRENT CONTROL UNITS

75. Vari-watt unit.
76. Vari-tach. motor speed control.
77. 2KW auto-light dimmer.
78. 4KW auto. light dimmer.
79. Model train control unit.
80. Model train control unit with simulated inertia.

61. Above-hi-power.

82. No. 81 with simulated inertia.

TACHOMETER UNITS

83. 6 or 12v Std.
84. 6 or 12v Mullard.
85. 6 or 12v with dwell angle.
86. Tachometer and dwell angle unit for service stations.

TRANSISTOR IGNITION

87. Ro-Fo. 6 or 12v.
88. Hi-Fire 6 or 12v. (transformer).

POWER CONVERTERS

89. D.C.—D.C. 60w.
90. D.C.—D.C. 40w.
91. D.C.—D.C. 40w. 12v—input.
92. D.C.—D.C. 70w 12v—input.
93. D.C.—D.C. 100w 12v—input.
94. D.C.—D.C. 140w. 24v—input.
95. D.C.—D.C. 225w. 24v—input.

HIGH FIDELITY AMPLIFIERS MONO UNITS

96. Hi-Fi 3.
97. Mullard 3.3.
98. Mullard 5-10.
99. Mullard 5-10 transistor.
100. Transistor 20w.
101. Transistor 60w.

STEREO UNITS

102. Mullard 2-2.
103. Mullard (v) 3-3.
104. Mullard (t) 5-5.
105. Mullard (t) 5-5.
106. Mullard (v) 10-10.
107. Mullard (t) 10-10.
108. Philips Twin 10.
109. S.T.C. 10-10.
110. Wireless world transistor 20-20.
111. Hi-Fi 60-60.
112. Playmaster 2-2.
113. Playmaster 3 plus 3.
114. Playmaster unit 3.
115. Playmaster unit 4.
116. Playmaster 10 plus 10.
117. Playmaster 101.
118. Playmaster (t) 105.
119. Playmaster (t) 113.
120. Playmaster (t) 115.
121. Playmaster (v) 118.

P.A. UNITS

122. 10 watt std.
123. 25 watt std.
124. 35 watt std.
125. 30 watt (t).

126. 100 watt std.
127. stereo P.A.

GUITAR UNITS

128. 10 watt std.
129. 25 watt std.
130. 35 watt std.
131. 50 watt std.
132. 70 watt (t).
133. Playmaster 102.
134. Playmaster 103.
135. Playmaster 40w. 116.
136. Playmaster 60w 117.
137. Guitar fuzz box.
138. Guitar Waa-Waa.
139. Reverb unit.
140. Guitar preamp.

STEREOGRAMS

141. Playmaster 105.
142. Playmaster 106.
143. Playmaster 107.

CONTROL UNITS

144. Playmaster No. 9.
145. Playmaster No. 10.
146. Playmaster No. 104.
147. Playmaster No. 112.
148. Playmaster No. 120.
149. Mullard 2v.
150. Mullard 3v.
151. Philips Miniwatt.
152. Wireless world stereo system unit.

PREAMP UNITS

153. Transistor—Mono.
154. Transistor—Stereo.
155. Transistor—Silicon mono.
156. Transistor F.E.T. mono.
157. Transistor dyn. mic. mono.
158. Above-Stereo.
159. Playmaster 115 F.E.T. Stereo.
160. Playmaster 118 mag.
161. Sound projector.

MIXER UNITS

162. Trans. 4 ch. (1966).
163. Trans—4 ch. (1967).
164. Valve—4 ch.

TUNER UNITS

165. Playmaster u/style.
166. Playmaster No. 11.
167. Playmaster No. 114.
168. Playmaster No. 122.
169. Playmaster No. 123.
170. Philips Miniwatt.
180. Trans.—Long range.

TAPE UNITS

181. Trans. Preamp.
182. Playmaster 110 (M).
182. Playmaster 110 (S).

183. Power Unit 110.
184. Adaptor 110.
185. Playmaster 119 Adaptor.

186. Transistor V.O.X.
187. Tape Actuated relay.
188. Mullard Trans Tape Amp.

RECEIVERS TRANSMITTERS CONVERTERS

RECEIVERS

189. Fremodyne 4.
190. Fremodyne 4 R.F. Sock only.
191. Synchrodyne.
192. Communications RX.
193. Deltatet RX.
194. 3 Band Double Change S/het RX.
195. Explorer VHF Transistor RX.
196. Interceptor 5 Semi-Comm. RX.
197. 1967 All-Wave 2
198. 1967 All-Wave 3
199. 1967 All-Wave 5
200. 1967 All-Wave 6
201. 1967 All-Wave 7
202. Transporta 7
203. Transistor 3 Band. 8
204. 3 Band 2V RX.
205. 3 Band 3V RX.
206. Interstate 5
207. Versatile Mantel Set.
208. All-Wave Transistor 3
209. A.B.C. 3
210. 1968 F.E.T. 3

TRANSMITTERS

211. 144 MHz 50W. Linear Final.
212. 144 MHz 20W.
213. 144 MHz 75W.
214. 144 MHz 18W.
215. 144 MHz S.S.B.
216. 3 Band A.M.
217. Basic 3 Band.
218. 5 Band. S.S.B.
219. 1967 S.S.B.

CONVERTERS

220. 50 MHz.
221. 144. MHz.
222. 50 and 144 MHz Crystal Locked.
223. 1965 S/W.
224. 1965 S/W 2 Band.
225. 1966 3 Band.
226. Basic S/W.

V.F.O. UNITS

227. Remote Unit.
228. 7, 8 and 9 H.F. and V.H.F.
229. All transistor.

Phone 63-3596

**E. D. & E. (SALES)
PTY. LTD.**

Phone 63-3596

232 FLINDERS LANE, MELBOURNE, VICTORIA

KITS


Public Address Units — Geiger Counters — Metal Locators — Decade Boxes — Mixers — Battery Chargers — Oscillators — Bridges — Parts Supplied for Projects in Electronics (Aust.), Wireless World, Practical Wireless, Electronics World, Electronics Illustrated, Practical Electronics, etc.

KITS

MULLARD STEREO 3-3

Full kit

(As per Mullard leaflet).



1966 VTVM KIT.
ELECTRONICS (Aust.), Feb., 1966.

BATTERY CHARGER 1A
ELECTRONICS (Aust.), Feb., 1966


PLAYMASTER 116 and 117
GUITAR AMP.

Electronics Australia
June 1967 — 40 watt
July 1967 — 60 watt



3-BAND SHORT-WAVE CONVERTER
ELECTRONICS (Aust.), May, 1966.

REGULATED POWER SUPPLY
190-270V D.C. at 40 mA.
ELECTRONICS (Aust.), June, 1966.




R/C BRIDGE
All-transistor
Electronics (Aust.)
May, 1966.

Excellent frequency response. Low distortion figure. High input sensitivity. All controls self-contained. 10 watts per channel.



PUBLIC ADDRESS and GUITAR AMPLIFIERS

10, 25, 50 and 100 watt units




3-BAND DOUBLE-CHANGE RECEIVER
ELECTRONICS (Aust.), April, 1966.

1966 3in CRO
ELECTRONICS (Aust.), May, 1966.

5 BAND DSB TX

Electronics (Aust.),
Nov., 1965.




FOUR-CHANNEL AUDIO MIXER
ELECTRONICS (Aust.) Feb., 1966 & 1967

3-BAND 3-RECEIVER
ELECTRONICS (Aust.), Nov., 1966

TRANSISTOR MILLIVOLT METER

Electronics (Aust.),
R. TV and H., Jan., 1965.



*Enjoy your
leisure time
and build*

PLAYMASTER STEREO 3 PLUS 3. COMPLETE KIT \$52.65
PLAYMASTER STEREO 10 PLUS 10 COMPLETE KIT \$93.60

**1967
ALL WAVE
7**

**1969 SIMPLE
POWER SUPPLY
1.5 - 20 VDC**

**MULLARD 10-10
STEREO
AMPLIFIER**

**50 & 144 MC
CONVERTER
KITS**

**1968
SOLID STATE
A.F.
GENERATOR**

PLAYMASTER 122 W.B. TUNER
TRANSISTOR TEST SET 1968

**HI-FI 3
MONAURAL
AMPLIFIER**

Phone 63-3596

E. D. & E. (SALES) PTY. LTD.

Phone 63-3596

232 FLINDERS LANE, MELBOURNE, VICTORIA

TRADE REVIEWS AND RELEASES

THE JBL SA600 STEREO AMPLIFIER

James B. Lansing Sound Incorporated is an American manufacturer of high quality sound equipment whose products are relatively new to the Australian market — at least on a quantity basis. Reviewed here is their SA600, a high-powered amplifier with exceptional specifications.

The overall dimensions of the amplifier are 16½in x 5-1/16in x 13½in deep. The front panel is gold-anodised aluminium with a brushed finish. The panel is divided into two sections which have the grain running vertically and horizontally so that they contrast. The knobs are inset into the front panel and provide the following functions: Volume, Bass, Treble, Balance and Selector. Toggle switches are provided for Loudness, Power, Tape Monitor, Mode and a Test function described later. A headphone jack is also provided on the front panel.

In terms of general presentation, the designers have clearly opted for a very plain styling, in contrast with the "busy" display of facilities adopted by some other manufacturers. While this will have its inherent appeal, it is unfortunate that the "feel" of the panel controls leaves something to be desired. The knobs do not rotate with the silky smoothness one would expect in equipment of this quality — a characteristic partly but not entirely explained by earthing springs on the shafts. The toggle switches "flop" rather than "snap" and small pieces of red luminescent material intended to emphasise the "on" setting look decidedly makeshift and insecure. Electrically, the controls function smoothly; it is just a pity that they don't feel this way mechanically.

The rear panel is bare except for the spring-loaded loudspeaker terminals, mains fuse and mains cord socket. All the input sockets are accommodated on a recessed panel underneath the amplifier. This also accommodates three AC outlets, two switched and one unswitched. There are two sets of inputs for magnetic cartridge, along with a three-position slide switch to adjust sensitivity. Other inputs are provided for Tuner, Auxiliary and Tape record and replay.

The amplifier can be used free-standing on a shelf or installed in a cabinet, but in each case, adequate ventilation should be provided.


Removing the top of the case reveals high quality workmanship inside. All the circuitry is accommodated on fibreglass printed boards. The input connectors are soldered directly into the boards which obviates the use of shielded cable runs. In fact, there is very little point-to-point wiring at all. All the heavy components, such as the massive power transformer and power amplifier circuitry are accommodated on a cast sub-chassis which forms the rear panel and heatsink of the amplifier.

Motorola silicon transistors are used throughout and the amplifier is protected from overload, both from being over-driven or from short-circuited outputs. The input stages also have a very high order of overload capability, 250mV at 1KHz being needed to overload the

a level of 40 watts RMS we measured 0.06 per cent. Where readings become this low, the accuracy is in doubt as the residual distortion in the generator used was 0.03 per cent at 1KHz. One could certainly accept that total harmonic distortion for almost all measuring conditions was less than 0.1 per cent, or better than specified.

The tone controls, which are of the negative-feedback type, yielded a range of plus 11 and minus 10dB at 10KHz and plus or minus 20dB at 50Hz. Square-wave response was good throughout the whole range. Large values of capacitance connected across the load did cause some ringing, as expected, but this was well damped.

The Loudness facility provided a maximum of 8dB boost at bass frequencies at almost zero setting of the volume control — as the control is advanced to a setting of 12 o'clock the amount of boost decreases to zero, as it should. In many am-



The JBL SA600 amplifier, shown fitted with optional walnut side panels. The uncomplicated appearance belies the very high performance it is capable of. All the input sockets and AC outlets are arranged on a recessed panel on the underside of the amplifier—an unusual feature.

magnetic cartridge input when used on the highest sensitivity—4mV at 1KHz for full output.

On actual listening test the amplifier performed extremely well, as was to be expected. At all normal settings of the controls the amplifier was noise-free and, even at maximum setting of the volume control, there was only a slight hiss from the speakers. Bass and treble controls had more than adequate range and the controls were smooth in their control effect except for the volume control, which was noisy in one channel. At switch-on there were no audible "plops" from the loudspeaker; this is to be expected, as balanced positive and negative supply rails are used, which obviate the large output coupling capacitor.

It was in the performance tests that the amplifier really excelled itself. It is rated to deliver 40 watts RMS per channel and is suitable for use with loudspeakers having an impedance from 4 to 16 ohms. Space does not permit a full quotation of the specifications but in all cases they were met or exceeded.

Power output was measured as 58 watts RMS per channel into 8-ohm loads with both channels driven singly or together; 36 watts RMS into 16-ohm loads, both channels driven singly or together. Attempts to measure full power into 4-ohm loads "blew" the protective fuse but we did measure well in excess of 60 watts RMS per channel before this happened.

Frequency response referred to a level of 1-watt into 8-ohms at 1KHz was within plus or minus 0.5dB from 18Hz to 43KHz using the auxiliary input — well in excess of the specification. Power response at 40 watts RMS (—3dB points) extended from 10Hz to 150KHz.

Total harmonic distortion at 1 watt at 1KHz was less than 0.15 per cent. At

plifiers the Loudness facility will give a marked tonal change with the volume control advanced well beyond 12 o'clock. The Loudness facility should only provide boost at low listening level.

Separation between channels was very good at 60dB below 40 watts at 1KHz and 38dB at 10KHz. This was measured with one channel driven to 40 watts into 8-ohms while the other channel had an open circuit input.

Short-circuit protection was completely effective. A built-in circuit breaker opens if the speaker output is shorted and cycles on and off until the short is removed. Occasionally, the mains fuse will also blow in these circumstances.

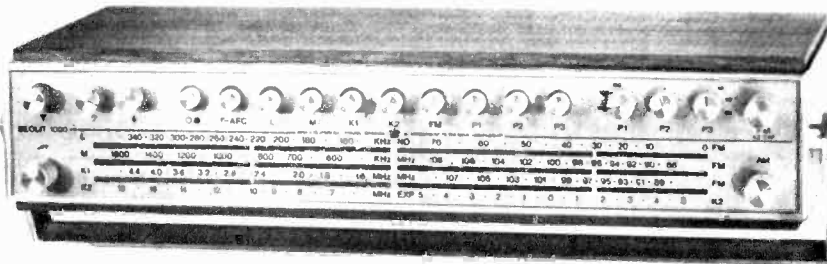
A special feature of the amplifier is the Test function, mentioned earlier. The Test switch on the front panel connects the two speakers in series across the output so that they only receive the difference of the signals applied to the two channels. This enables the gain of the two channels to be matched for magnetic cartridge inputs with a control on the underside of the amplifier. The test is carried out using a mono record and, once the gain of the cartridge/amplifier/loudspeaker chain is matched for both channels, the full range of the balance control is available for normal program correction.

To sum up, the JBL SA600 is a very high performance amplifier. It has more power than most users are ever likely to require, even if they have very large rooms and insensitive speakers. The retail price is \$544 plus \$22 for the oiled walnut side panels. The unit is guaranteed unconditionally for two years.

For information regarding availability, catalogues or specification sheets contact the Australian distributors, Auriema (A'asia) Pty. Ltd., 443 Kent Street, Sydney, N.S.W. (L.D.S.).

MULTI-PURPOSE, MULTI-BAND RECEIVER

The Beolit 1000 portable radio receiver is a highly flexible unit which can be used in just about any location. It gives good reception on the AM and FM bands (where applicable), can be used as a portable amplifier for tape or record reproduction, and as a car radio in conjunction with a special cradle available as an accessory.



The unit measures 13½ inches wide, 2½ inches high and 7½ inches deep, excluding the handle. The sides are finished in teak while other surfaces are grey or satin aluminium. It weighs 6.6 pounds when complete with five standard 1.5volt size D cells.

The dial scale covers the whole of the front of the unit and spread out across it are nine knobs or push buttons. The effect is rather eye-catching to say the least.

There are four push buttons to select the AM bands which cover the ranges: 147 to 350KHz, 520 to 1610KHz, 1.5 to 4.6MHz, 5.95 to 18MHz. Sensitivity is high on all bands and the AGC is quite efficient. Selectivity is also good, while still giving excellent quality reception on broadcast programs.

The FM coverage is from 87.5 to 108MHz. Three push buttons and three small knobs provide the facility of three pre-set stations on the FM band. Unfortunately, the FM facility is of minor interest only in this country, the band being occupied by television stations; in Sydney Channel 2 and 4 came in strongly. The FM tuning knob serves an unusual double role, functioning as a bandspread facility on the highest frequency AM band.

Depressing two of the pre-set FM station buttons allows the unit to be used for tape or record reproduction via a DIN socket in the side. Radio signals are available from the same socket to feed a tape recorder or hi-fi system, so that the receiver can serve as a comprehensive tuner for a high-quality audio system.

Another DIN socket provides a connection for an external loudspeaker which may be plugged in either to disconnect the internal speaker or leave it in parallel. The external loudspeaker needs to be of 4-ohms impedance or higher.

Three screws retain one of the wooden sides which swings out to reveal the inside. The components, which appear to be of high quality, are crowded but not as much as in some competitive Japanese makes. A special feature is the chassis, which is an injection moulding, combining high impact strength and rigidity with lightness. This is responsible for the low weight of just over six pounds.

Mullard silicon transistors are used throughout, apart from the class-B audio output stage. This uses germanium PNP types (AD162) in a conventional transformer-coupled, push-pull stage to obtain excellent power output from the relatively low supply voltage. In fact, the output is 2 watts RMS at less than 2 per cent THD with the internal batteries and rises to 7.5 watts with an external supply.

A cradle is provided for use in cars which connects aerial, car battery, etc. We presume that this would provide suppression circuitry. Apparently the cradle is meant to be installed under the dash which could be a problem in some cars with limited knee room.

All told, the unit gives high performance from a compact chassis. Inquiries regarding price, availability and accessories should be directed to the sole Australian agents, G.R.D. Instruments Pty. Ltd., 6 Railway Walk, Camberwell, Victoria. (L.D.S.)


MINIATURE SWITCHES, IC SOCKETS from IRH

A wide range of miniature toggle, rocker, rotary and pushbutton type switches are manufactured by the N.K.K. Company in Japan, and available in Australia from IRH Components Pty. Ltd. Also available are attractively priced sockets for 14-pin dual-in-line (DIL) microcircuits from the Elco Corporation.

The sample N.K.K. Switch pictured is type SB-2085, a DPDT alternate-acting pushbutton type rated at 250V-3A, and measuring only 1.9/16 x ¼in x 15/32in overall with a 31/64in mounting hole. All N.K.K. miniature switches are fully encased in metal/phenolic cases and employ fine silver contacts and phosphor bronze springs for long life and dependability. Solder connections are normally provided, but screw type terminals can be provided.

Type SB-2061, a DPDT momentary-actuation switch, is that used for the "battery test" switch in the recently described "Solid State Volt-Ohm Meter" (Electronics Australia, December, 1968).

The Elco 14-pin DIL sockets shown are



type 8358, and consist of a high-quality moulded body with gold-plated wiper-action pin clips. The clips extend about 5/8in from the moulding, maintaining the 0.1in spacing of the DIL package pins for printed wiring board mounting.

Enquiries should be directed to IRH Components Pty. Ltd., The Crescent, Kingsgrove, N.S.W. 2208.

*** RELIABLE**
*** EFFICIENT**
*** LONG LIFE**
*** REPLACEABLE BITS**
*** CONTINUOUSLY RATED**
*** NO WARM UP DELAYS**
*** NO SWITCH TROUBLES**
*** NO OPERATOR FATIGUE**
*** DOES WORK OF HEAVY IRONS**

Write or phone to
MELBOURNE: AWA Ltd., 67 9161. **HOBART:** AWA Ltd., 3 3836. **LAUNCESTON:** AWA Ltd., 2 1804. **ADELAIDE:** Newton McLaren Ltd., 51 0111. **BRISBANE:** Chandlers Ltd., 31 0341. **PERTH:** AWA Ltd., 28 3425. **SYDNEY:** George Brown & Co. Pty. Ltd., 29 7031. **Electronic Parts Pty. Ltd., 533 1277.**

Australian Distributors
MANUFACTURERS SPECIAL PRODUCTS PTY. LTD.
 47 York Street, Sydney. 2 0233, Ext. 284

WANTED

BY ALL
PRODUCTION ENGINEERS

ORYX

miniature
 soldering instruments

R.C.S. SPECIALS



**NEW IMPROVED
30 WATT
NOMINAL
54w MAX.**

12v All Transistor P. A. AMPLIFIER

Complete kit of parts. No. 591C \$60
WIRED READY TO OPERATE:
15 ohm output No. 591D \$62
125, 250, 500 ohm output.
No. 592D \$62
All metal work, panel and knobs only.
No. 597 \$10.50
All dimensions: 6 1/2 in w. x 3 1/2 in h. x
8 1/2 in d.
For 240V. operation, \$33 extra
Freight extra. Write for details.



R.C.S. COMPLETE DO-IT-YOURSELF KITS

Peak reception.
low price. No ex-
pensive test equip-
ment. Everything
fits. 1964 RF
Transports 7.

Complete kit—No. 640 \$43.50
Portable car radio, identical to 640
above, plus extra switch and car coil
etc. No. 642 \$46.00
(Write for booklet on 640 and 642)
Postage \$1.

NEW TRANSISTOR PREAMP KIT

SIZE 3 x 2 x 1 1/2 in 2 req. for Stereo.
LOW IMP. Input 2 trans. 672C \$6.50
Wired ready for use. 672D \$8
HIGH IMP. silicon 3 tran. 682C \$8
Wired ready for use. 680D \$8
HIGH IMP. silicon 3 tran. 682C \$8
Wired ready for use. 682D \$9.50
Postage 10c each. Write for data.

HI-FI BROADCAST TUNER UNIT 4 TRANSISTORS — HI SENSITIVITY.



R. F. mixer, I.F. pwr., dectr. stages, adjustable aerial
coupling. Complete as illust., wired and tested with 461
dial, knobs and switch pot. No. 474, \$31. Complete kit
of parts for above. No. 474C, \$30. Postage \$1.
WHISTLE FILTER for above set for 8Kc band width (can
be altered to 9, 10, or 11Kc). No. 128, \$4. Post 10c.

PRINTED CIRCUITS

For all R. and H. E.A., Mullard, Philips and other designs.
Clearly coded. White letters and numbers, easy assembly
and service, polished and resined for easy soldering. With
blueprint, parts list.
SPECIALS: To your drawing—write for particulars and
Drafting aids.

New Printed Circuits

726 3 x 3 w. stereo 68/A8	734 E.A. 69 01 gold p.
\$2.80	organ \$5.00
727 E & A wide band	731 E.A. 68 M 12
tuner 68/8T \$3.20	709 Pre-amp 67-P5
728 Audio osc. E.A. 68-09	684 Pre-amp 65-P10
\$3.20	685 Pre-amp. 65-P12A
718 Mullard main. amp.	\$2.50
\$2.50	686 Pre-amp. 65-P12B
722 Mullard pre-amp	\$2.50
725 Protected supply	723 B/c tuner EA68-5T
\$2.50	\$2.50

Write for full list. Immediate despatch. Postage 10c.




10W STEREO

MULLARD 10 x 10
watts R.M.S.

With output transistor PROTECTION. Frequency response
40cy. to 30Kc. Distortion 0.5%. Treble, bass, boost 20DB.
Complete kit of parts No. 480C \$74.00.
Wired and tested No. 480D \$79.00.
With hi-fi tuner, \$31 extra. Freight extra. Write for details

MAGNETIC STEREO PRE-AMP

In 5Mv. out 500Mv. Bass and
treble 18 D.B. No. 700C
\$29. Wired ready for use \$31.
Postage 30c.



TRANSFORMER

Tap 4 6v and 3v D.C. at
100 milliamps.



Filter, condensers, rectifier, resistor,
case, etc. \$6.50. Post 10c.

PERSONAL PORTABLES 2 TRANSISTORS

Range 30 miles.
200 with short
aerial and earth.
Earpiece only, no
speaker. Wired
ready to use. No
666D, \$10.



Postage 20c.
Do-it-yourself kit.
No. 66C, \$9.00.

1 TRANSISTOR — 1 DIODE
582 Do-it-yourself kit, \$5 post 10c.
593 Wired ready to operate, \$6, post
10c.

DIAL KITS SCALE GOLD WITH WHITE LETTERS.

Size 6 1/2 x 2 1/2 in.
• No. 459 to match 300 pf gang.
Price \$4.50
• No. 461 to match 200 pf gang.
Price \$4.50
Post 20c.

NEW AUDIO AMPLIFIER



4 transistors.
4 or 1 watt.
Small size. Cab-
inet 3 1/2 x 2 1/2 x
1 1/2 in plastic.
Suitable crystal
P./up. inter-
com. micro-
phone, radio,
etc. (9 volt).
DO-IT-YOURSELF KIT 665, \$10 (Post
10c). Wired ready for use 665D \$11.50

COILS & IF's 455 Kc

Aer. R.F. OSC. and IF's \$1.70 ea.
Ferrite Aer. \$2
No. 265 Universal Type OSC Coil. \$6
Postage 10c. Write for details and price.

Two of the Continent's most respected manufacturers now release dynamic microphones in Australia!



P.M.L. MICROPHONES

International Dynamics now has available a
wide range of high quality dynamic micro-
phones from Pearl Mikrofonlaboratorium of
Sweden and the London Microphone Co.

One of the most popular is the Model RD-34/35
P.M.L. Dynamic Cardioid microphone. Frequency
response is 30-20,000 Hz. Even under unfavour-
able conditions problems arising from feedback
and background noise are solved. This model
is ideal for high quality recording. Ask for
data on the whole P.M.L. range!



LONDON MICROPHONES

Two London microphones have also been re-
leased. The Model LM 100 is an omni-
directional dynamic unit with a response of
50-15,000 Hz. Another popular model is the
LM 200, a dynamic cardioid microphone with
balanced output and a response of 50-15,000
Hz. Discrimination at 180° eliminates unwanted
background noise. Ask for copies of reviews
from authoritative overseas magazines and for
complete technical data.

London microphones offer high quality at a
price which is more than competitive.



THE NEW COMPAX 2 SPEED TURNTABLE, \$39.50

Speeds: 33-1/3 and 45 r.p.m.

Method of drive: Belt driven around the platter
perimeter.

Turntable material: Non-ferrous metal.

Diameter of platter: 12"

Height required below motor board: 1"

Wow and flutter: 0.04%.

Turntable mat: Anti-static material (not an
extra).

Motor: Completely sealed 12 pole synchronous
type.

Speed change mechanism: Unique system (pat.
applied for).

Number of moving parts: 3 (rotor, platter and
drive belt).

Ratio of mass. Turntable mass and drive mass
are almost identical.

Price: \$39.50.

Trade enquiries to:—

**INTERNATIONAL DYNAMICS
(AGENCIES) PTY. LTD.**

361 Bridge Rd., Richmond,
Vic., 3121. Tel.: 42 4403

LATEST INSTRUMENTS FROM HITACHI

A high-power three-colour ion laser system and a fluorescence spectrophotometer have been developed by Hitachi Ltd. of Tokyo, Japan.


The Hitachi gas laser system emits beams of three primary colours. Coherence and power of the beams are said to be of such quality that the system can be used to produce full-colour holograms or to project coloured images on to a screen. The system consists of a krypton laser which emits red light, and an argon laser which emits blue and green light. The two lasers employ ceramic tubes made of beryllium, a highly heat resistant material which can withstand the discharge power of 30KW.

The krypton laser has a continuous output of 5 watts in single-colour multi-mode operation. The argon laser has an output of 15 watts during simultaneous emission of blue and green light, believed to be the largest output achieved by any commercial laser of this type. The argon laser can be made to emit alternatively a single blue or green line by selecting an appropriate reflection mirror of the

most applications; use of a lower-priced mercury lamp in place of a xenon lamp; and simplified electronic circuitry.

The model 203 uses a vertical Ebert-Fastie mounting to incorporate two monochromators in one instrument, the first for excitation and the second for fluorescent radiation. In this way, the instrument gives an operator the following facilities: to select optimum excitation and emission wavelengths; to resolve closely lying bands; manual scanning to confirm simple identity and to locate and identify unexpected fluorescent contaminants; to obtain better intensity/concentration linearity than with filter units; to have wider sensitivity than filter units even with narrow bandpass and to use the entire spectral range from 220 to 780nm.

Because fluorescence is approximately one thousand times more sensitive than colorimetric analysis, the fluor-



The Hitachi ion laser emits beams of three primary colours with an energy flux of each beam up to about one thousand times as intense as that of direct sunlight.

optical resonator. Output in single-colour multi-mode operation is 6 watts.

The Hitachi Perkin-Elmer model 203 fluorescence spectrophotometer was introduced recently at the 13th annual general meeting of the College of Pathologists of Australia in Melbourne. The instrument, which has taken two years for Hitachi to develop, is said to have the following advantages compared with earlier instruments: compact size; elimination of expensive components to reduce costs; use of grating monographs; simplification of slit adjustments to optimise the unit for

escence spectrophotometer has a wide field of application, including medical science, clinical inspection, food science, drug assays, petroleum and petrochemical research, mining and mineralogical investigation, etc.

Inquiries concerning the Hitachi laser system should be addressed to Hitachi Ltd., Nippon Bldg., Ohte-machi, Chiyoda-ku, Tokyo, Japan. Further information about the fluorescence spectrophotometer can be obtained from Perkin-Elmer Pty. Ltd., 269 Prince's Highway, Dandenong, Vic. 3175.



Dr Kanji Akamatsu, senior technical engineer, Hitachi Ltd. (right) discusses the features of the Hitachi Perkin - Elmer model 203 with Mr Bill Hargrave, general sales manager, Perkin-Elmer.

SIMPLIFY INTRICATE WORK with



ELLIOTT-LUCAS

**'1000' RANGE
SPECIAL PURPOSE
PLIERS**

Designed specifically for instrument and electronic technicians to handle fine, precision work, the Elliott-Lucas 4½" size '1000' series is available in Box Joint or Single Joint Tools. All bright finish, in individual Display Packs or in Plastic Tool Roll sets of three or six.

**DIAGONAL
CUTTING
NIPPERS**

SNIPER NOSE PLIERS

**SNIPER NOSE SIDE
CUTTING PLIERS**

FLAT NOSE PLIERS

ROUND NOSE PLIERS

**END CUTTING
NIPPERS**

Australian Representatives:

**THOMAS
C. BROWN**

& CO. PTY. LTD.

Sydney • Melbourne • Adelaide
Brisbane • Perth

FCB/82

A FEW DROPS

is  all it takes!



Just a few drops to all electrical contacts can free you of your switching troubles

SERVISOL applied to contacting surfaces gives a lasting and protective film, removes loosened deposits almost instantaneously, resulting in, and maintaining, low and noiseless contact resistance.

SERVISOL HAS NO SUBSTITUTE

It is contained in a distinctive can which has a unique spout stowed internally. Surfaces which otherwise may be awkward to treat physically can be reached using the spout.

SERVISOL can be used effectively for:

- Variable capacitors
- Valve holders and pins
- Relay contacts
- Switches
- Turret tuners
- Noisy volume controls and all contacts in the electrical and electronic fields

SERVISOL is World Wide . . . used by all leading manufacturers of Radio, Television and Electrical Equipment.

Price: **88c** 1/2 pint tin
PLUS SALES TAX IF APPLICABLE

Supplies may be obtained from your
Electrical Wholesaler.



Distributed by—

jacoby, mitchell & co. pty. ltd.

469-475 kent street, sydney. 26-2651

NEW INSTRUMENTS FROM OVERSEAS

Warburton Franki Industries (Melbourne) Pty. Ltd. has provided the following details of new equipment manufactured by overseas companies for which they are the Australian distributors.

Seven Erecon multi-range meters, produced by Kobayashi Meter Works Ltd. of Tokyo, Japan, have accuracies claimed to be within 1.5pc on DC ranges and 2.5pc on AC ranges. The ranges covered by the various models are:

- SM301 DC current 50, 100, 250, 500, 1000uA.
- SM311 DC current 1, 5, 10, 25, 100, 250, 500, 1000mA.
- SM321 DC current 1, 2.5, 5, 10, 25A.
- SM331 DC voltage 1, 2.5, 5, 10, 25, 50, 100, 250, 500, 1000V.
- SM351 AC current 5, 25, 100, 250, 1000mA.
- SM361 AC current 1, 2.5, 5, 10, 25A.
- SM371 AC voltage 5, 10, 25, 50, 100, 250, 500, 1000V.

From K.G.M. Electronics Ltd., of Richmond, Surrey, England, comes a range of in-line indicators for which the following advantages are claimed: bright display; compact design which provides equally clear viewing from wide angles.

The display required is engraved on acrylic plates of non-yellowing quality. These plates are mounted in a tightly packed stack and individually edge-lit by selectively energising the circuit to the lamps. A wide range of indicators is available varying in overall dimensions, character sizes and number of plates. Mounting can be either horizontal or vertical, and standard character heights range from about 1/8in to 6in high.

Daystrom linear general purpose wire-wound potentiometers (series 534-OOHS and 535-OOHS) are manufactured by Weston Components Division, Archbald, Pa., U.S.A., using the same resistance element as for the company's range of military pots. The units have 24 screw turns for full scale adjustment, and mechanical protection is provided by stops and a slip clutch. Resistance values from 10 ohms to 50K are standard with 5pc tolerance and resolution as low as 0.11 pc. The power rating is 1W in still air at 70deg C., the temperature range —55 to 150deg C., and the temperature coefficient 50ppm per °C maximum. The equivalent noise resistance is 0.1pc or 100 ohms.

International Rectifier Corp., El Segundo, California, U.S.A., manufactures SCRs (thyristors) which can handle 800 amperes per microsecond inrush current. The units, manufactured by the epitaxial process, are available to 1200 volts in a TO-83 or TO-94 package. ACE-SCR series 81RLA are rated for 80A average current at frequencies to 400Hz, while ACE-SCR series 81RLB are rated to 80A average current for inverter applications to 1KHz. Contour groove and shorter emitter construction with "accelerated cathode excitation" (ACE) are said to provide fast firing parameters.

Series 1050 DC-AC choppers, from Stevens-Arnold Inc., South Boston, Mass., U.S.A., are intended for modulating or demodulating where space is limited or where shock and vibration are expected. Their non-resonant design allows operation up to 120Hz. Power requirements are very low, and DC drive units are available. Contacts are rated at 10V 1mA DC for continuous duty, with 1pF capacitance between contacts and insulation resistance of 1000M minimum. Noise is 1uV RMS measured across 100K.

Further information about these products may be obtained from Warburton Franki Ltd., 220 Park Street, South Melbourne, Vic., 3205.

JEMCO MULTIMETER IS ATTRACTIVE

Indeva Pty. Ltd. recently submitted for review a JEMCO US-100 multimeter, which is well suited to needs of the technician and hobbyist. It is compact but has a large easily read scale, a sensitivity of 20,000 ohms/volt on DC, a 10-amp AC range and meter overload protection as its main features.

The DC voltage ranges, with a sensitivity of 20,000 ohms/volt are 250mV, 1.0, 2.5, 10, 50, 250 and 1,000 volts. AC voltage ranges have a sensitivity of 5,000 ohms/volt and are as follows: 2.5, 10, 50, 250 and 1,000. The accuracy of the voltage ranges was not quoted but was found to be within 3 per cent of FSD on all ranges, which is adequate for most use. The reference which we checked against is a digital voltmeter with an accuracy of the order of 0.1 per cent.

The frequency response of the AC voltage ranges we found to be very good for an instrument of this type. It was flat within 1dB up to 40KHz. This feature, combined with the low voltage ranges would make the instrument quite useful for general audio applications.

DC current ranges are as follows: 50uA, 1mA, 25mA, 500mA and 10A. The last range is not usually featured on meters in this price range. Also featured is a 10 amp AC range.

Ohms ranges are $\times 1$, $\times 10$, $\times 100$, $\times 1K$, $\times 10K$ which is quite comprehensive, enabling all common resistor values to be easily checked.

All ranges are selected by a large, easily manipulated rotary switch. Extra sockets are used for the 50uA, 250mV and 10-amp ranges. A polarity reversal switch is provided to facilitate DC measurements. Meter overload protection is provided and we tested this with a variety of overload conditions but in no case did the accuracy of the instrument appear to be affected. This feature protects the meter movement only and really severe overloads may still cause damage to the internal circuitry.

The unit is housed in a moulded plastic case measuring $5\frac{1}{2} \times 4\frac{1}{2} \times 1\frac{1}{2}$ inches, not including the handle. The dial carries six ranges but all lettering and calibrations are clear and easy to read. A mirror is also provided on the dial, to minimise parallax error. The meter zero position can be easily reset, using a small knob instead of the usual screwdriver adjustment.

The test leads terminate in shrouded



"alligator" clips which are particularly well finished.

The circuitry for the unit is accommodated on a printed board. The selector switch contacts are also on the board. We would normally have reservations about contact resistance, but in this case, the manufacturer states that precautions have been taken to reduce contact resistance problems to a minimum. The board is plated to reduce oxidation to a minimum.

To sum up, the unit has quite a wide range of applications and, as we have observed above, is straightforward to use. Trade price is \$25 plus tax. It is available from all trade houses and the distributors, Indeva Pty. Ltd., have spare parts and repair service available.

Further information regarding this instrument and other test equipment can be obtained from Indeva Industries Developments Pty. Ltd., 24 Bellevue Road, Bellevue Hill, N.S.W. (L.D.S.).

TRADE RELEASES—IN BRIEF

HEWLETT-PACKARD COMPANY has developed a low-cost AC calibrator which can be used with instruments such as large AC moving-vane meters as it has a 25W output. The Model 6921A AC Calibrator supplies either a calibrated voltage or a calibrated current to its load, and can also operate into a fully reactive load. The RMS amplitude of its output is within plus or minus 0.25pc of the selected value. The instrument has four voltage ranges with maxima of 1.4, 14, 140 and 280 volts RMS. It has five current ranges—1.4, 14 and 140mA, 1.4 and 5A RMS.

The calibrator delivers output frequencies of 60Hz, 400Hz and 1KHz with less than 0.5pc second harmonic distortion and less than 0.1pc third harmonic distortion. This distortion is included in the 0.25pc accuracy specification. External oscillators can be connected for other frequencies between 50Hz and 2KHz. Other important specifications are: ripple and noise less than 0.1pc of range RMS; Line regulation less than .01pc of any setting; load regulation less than 0.1pc of setting; settling and transient recovery time less

than five seconds. Further information may be obtained from Hewlett-Packard Australia Pty. Ltd., 22-26 Weir Street, Glen Iris, Vic. 3146.

NATIONAL SEMICONDUCTOR CORP., Santa Clara, California, U.S.A., has introduced a monolithic IC operational amplifier, the LM101A, with guaranteed bias currents of 100nA and offset currents of 20nA over a -55 to 125°C temperature range. Offset voltages of 3mV, offset voltage drifts of 15uV per $^{\circ}\text{C}$, and offset current drifts of 0.2nA per $^{\circ}\text{C}$ are also guaranteed. The device features overload protection on the input and output, no latch-up mode, frequency compensation with a single 30pF capacitor, and insensitivity to oscillation with capacitive loads or poor supply bypassing. The LM101A is available at the OEM price of \$45 each for small quantities. A commercial version, the LM301A, is available at \$5.25 each for small quantities. For further information contact the Australian agents, Rutherford Electronics Pty. Ltd., 833 Doncaster Road, Doncaster, Vic. 3108.


HI-FI STA STEREO ELECTRONICS SPECIALISTS

MANUFACTURE-SALES-SERVICE

(Props. C. & B. Renner)

731 Centre Road, East Bentleigh, Vic.
3165.

Telephone 579-1519 A.H. 97-5539




OCEAN Model PD82F Volumetric 8in permanent magnet Speaker. Powerful Ferrite Magnet, Acoustic suspension cone. Imp. 8 ohm. Power capacity 15 watt, 25 watt peak.

PRICE \$14.50 each. Post 30c.




Photo-electric relay unit. This magic eye can operate up to 30ft, and with speeds up to 500 times per minute.

PRICE \$27.50. Post 20c.



24in Speakers.


PRICE \$1.85. Post 10c.



SUPERDIM mighty miniature speed and light controller. Ideal for controlling electric drills (for drilling concrete, etc.). Lamps and heaters up to 5,000 watts. Just plug into power point or extension lead.


PRICE \$19.50. Post 20c.

Mail Orders, send postal note, cheque or money order. Please add postage. Inquiries send self-addressed, stamped envelope. Our lay-by is at your service. Hire-purchase can also be arranged.



ALLIED CAPACITORS

assured quality keeps this equipment working around the clock.



Ceramics
Plastic Film
Electrolytics
Silvered Mica
Potentiometers
Trim Pots
Paper Capacitors
Connectors
Packaged Electronic
Circuits
Switches
Trimmers



"A MEMBER OF THE AUSTRALIAN TELECOMMUNICATIONS DEVELOPMENT ASSOCIATION"

ALLIED CAPACITORS PTY. LIMITED



752 Pittwater Road, Brookvale, N.S.W.
Telephone 93-0221 (10 lines).

DISTRIBUTED BY FERRIS BROS. PTY. LTD.

Write for catalogue and service information.

Allied Capacitors Pty. Limited, 752 Pittwater Road, Brookvale, N.S.W. 2100

NAME _____ PHONE _____


ADDRESS _____

POSTCODE _____

A3

SATO PARTS

Millions of our various electric parts are being exported to many countries of the world. Free catalogues are available upon your request to the manufacturer or through trading companies.



SATO PARTS CO., LTD.

HEAD OFFICE: 2-12 EBISU, SHIBUYA-KU, TOKYO, JAPAN
TEL. 442-8505-8
BANK ACCOUNT: MITSUBISHI BANK EBISU BRANCH

VARIAN has extended its range of parametric amplifier diodes with a new line of 400GHz gallium arsenide devices. The diodes are claimed to provide extraordinary gain-bandwidth performance with exceptionally low noise figures. A broad selection of ranges of package style, series inductance and case capacitance are provided. The diodes are designed to meet the most stringent mechanical and environmental requirements; all contacts are bonded or brazed, and the final package is hermetically sealed. The general characteristics include a minimum reverse breakdown voltage of 6V and a maximum power dissipation of 250mW. For further information contact Varian Pty Ltd, 38 Oxley Street, Crows Nest, N.S.W. 2065.

CONTROL DATA CORPORATION has announced a new computer system, the CDC 7600, with a capacity of 36 million arithmetic instructions per second. The computer, in service at the company's development laboratory at Chippewa, U.S.A., is about four times as fast as the CDC 6600. The CDC 7600 includes a maintenance processor which monitors the status of the machine during operation. This permits maintenance to be performed without interrupting the productive use of the machine. Systems currently in use have to be shut down for routine maintenance. Inquiries to Control Data Australia Pty. Ltd., 598 St Kilda Road, Melbourne, 3004.

RADIOMETER A/S, Copenhagen, Denmark, has developed a Wide-Range Oscillator, type RCO11—a transistorised, AC-operated RC oscillator. It delivers a sine wave or square wave (with a 50nS fall and rise time) with low distortion and high stability from 10Hz to 1MHz in 5 ranges. It is provided with three outputs: a direct output with an impedance of 10 ohms in series with 1000uF, and two outputs with impedances of 50 ohms and 400 ohms. The meter circuit is a peak-sensing type: the meter indicates the RMS of the sine wave, and the peak-to-peak value of the square wave. Inquiries to the Australian agents: Andrew Thom Ltd., 261 Broadway, Sydney, N.S.W. 2007.

TECNICO ELECTRONICS PTY. LTD. has moved its printed circuit department to new premises to expand its manufacturing facilities. The new location is at 53 Carrington Street, Marrickville, N.S.W. 2204, only two blocks from the previous address. The new plant is equipped with the latest photographic equipment and expanded facilities for multiple drilling, semi-automatic screen printing and all types of precious metal plating.

UNIVERSITY LABORATORIES has introduced a new helium-neon gas laser, model 261. This produces over 4mW of plane polarised output in the uniphase mode at a wavelength of 6328Å. The instrument uses a Lasertron plasma tube with permanently aligned internal mirrors. The advantages of this construction technique over conventional gas lasers, ac-

cording to the manufacturers, are total freedom from adjustment mechanisms, more rugged design and less costly to manufacture. The tube is also available separately. Further information is available from University Laboratories, 733 Allston Way, Berkeley, California 94710, U.S.A.

EMERSON & CUMING INC., Canton, Massachusetts, U.S.A., has available a flexible, high temperature plastic solder, Eccobond Solder 59C. This is a one component, silicone rubber based, electrically conductive bonding agent. As with all plastic solders, bonds to aluminium wire or plate are easily accomplished. Furthermore, Eccobond Solder 59C is flexible and can be reopened and resealed again and again without the use of a soldering gun. Application is simple: stir, apply with brush or spatula, wait until slightly tacky (10-20 mins.) and join surfaces using hand pressure. Further information may be obtained from the Australian agents, IRH Components Pty. Ltd., The Crescent, Kingsgrove, N.S.W. 2208.


GENERAL RESISTANCE has announced the expansion of its line of low-cost precision resistors, Econistors, including new .0025pc tolerance units. Econistors provide typical temperature coefficients of plus or minus 3ppm per degree C and three-year stability of better than 50ppm. The resistors are tested on a 100pc basis three times during manufacture, with the last test following an accelerated aging thermal-shock process. Inquiries to General Resistance, 430 Southern Boulevard, Bronx, New York 10455, U.S.A.

SOLARTRON AUSTRALIA has introduced two new instruments for dynamic analysis.

The JM 1861 is a pseudo random binary sequence generator which produces chain codes of variable length and frequency. Clock frequencies from .01Hz to 1MHz and sequence lengths from 5 to 20 are provided as well as a variable probability distribution (binomial or rectangular) and six precisely defined crest factor settings. Delayed sequences are also provided with digital delay setting up to 999 clock periods.

The JM1860 time domain analyser, claimed to be the only instrument of its kind in the world, measures the RMS, mean modular or mean value of a random signal and will integrate over periods up to four hours. When used with the JM1861, it will compute the cross correlation of any value of delay set in the JM1861, allowing process identification in the time domain and derivation of impulses response. The combination permits the

Microwave Power Meter



The Hewlett-Packard Microwave Power Meter model 432A features automatic zero which is set in a fraction of a second by depressing a toggle switch. When it is zeroed on the most sensitive range, zero carryover from range to range stays within 0.25 per cent. With its associated thermistor mounts, the meter can measure power over the frequency range 10MHz to 40GHz with an accuracy of 1 per cent of full scale on all ranges from 0 to 55 degrees C. Full-scale measurement ranges for the meter are from 10uW to 10mW, allowing signals as low as 1uW to be measured. Further information may be obtained from Hewlett-Packard Australia Pty. Ltd., 22-26 Weir Street, Glen Iris, Vic. 3146.

testing and identification of systems energised with a random signal input as simply as frequency response testing. Inquiries to Solartron Australia, 112 High Street, Kew, Vic. 3101.

MUIRHEAD & CO. LTD., Beckenham, Kent, England, has changed its name to Muirhead Ltd., in accordance with a special resolution passed at the recent annual general meeting. Mr E. J. Tucker, Chairman, explained at the meeting that it was proposed to shorten the name so that it would be appropriate to use the word "Muirhead" alone on the company's products.

TEL-LEIGH-TUBES PTY. LTD.

(SYDNEY and MELBOURNE)


Manufacturers of Premium Quality T.V. Picture Tubes
At Very Competitive Prices.

GUARANTEE: TWO YEARS

DELIVERY: Free daily service around Sydney and Melbourne.
COUNTRY AND INTERSTATE: Tubes despatched daily. Send old tubes to
Highbett Station, Vic., or Petersham Station, N.S.W.

TEL-LEIGH-TUBES PTY. LTD.

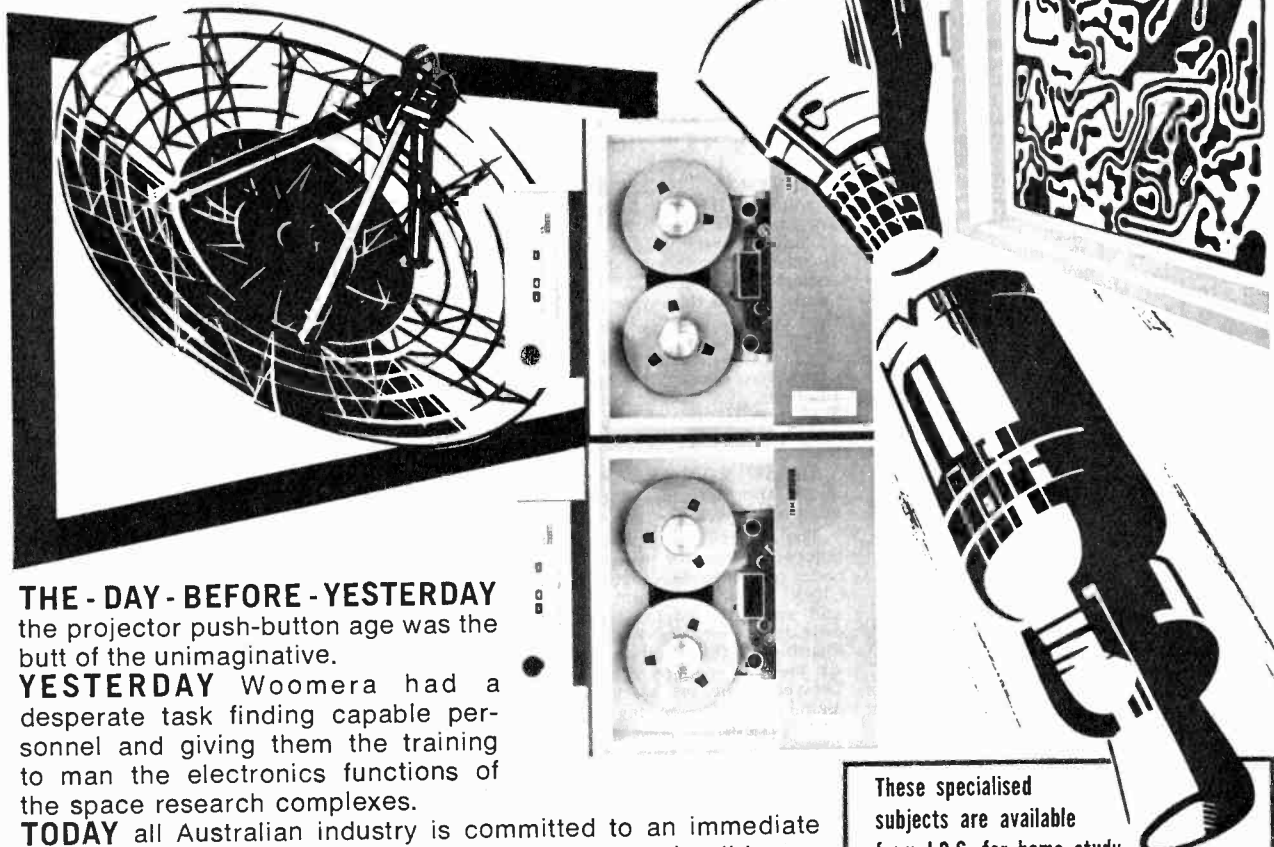
32/34 GRAHAM RD., HIGHETT, VIC.
51 REUSS ST., LEICHHARDT, N.S.W.



University Laboratories model
261 He-Ne gas laser.

INDUSTRY IS CLAMOURING FOR ELECTRONICS ENGINEERS

**Train now to go
straight to the top**



THE - DAY - BEFORE - YESTERDAY
the projector push-button age was the butt of the unimaginative.

YESTERDAY Woomera had a desperate task finding capable personnel and giving them the training to man the electronics functions of the space research complexes.

TODAY all Australian industry is committed to an immediate future of electronic concepts. These expose splendid new frontiers of production, of work output in commerce, of living standards. The lack of skilled personnel alone could retard this progression into a totally new world. Eventually the lack will and *must* be overcome. Meantime, Australia will search desperately about the world for the people with electronic skills. Already there is a dearth of them in Australia, and overseas! Trained Australians can choose their workplace from the whole world. If you train now with I.C.S., you will be rewarded well. You will reach the top of your profession while many thousands are just beginning to train.

Make your decision for success now!

These specialised subjects are available from I.C.S. for home study.

- | | |
|--|---|
| <input type="checkbox"/> Audio: Hi-Fi, Stereo | <input type="checkbox"/> Monochrome and Colour TV |
| <input type="checkbox"/> Automation Electronics | <input type="checkbox"/> Electronic Drafting |
| <input type="checkbox"/> Automatic Controls | <input type="checkbox"/> Printed Circuits, Conventional |
| <input type="checkbox"/> Industrial Applications | <input type="checkbox"/> Printed Circuits, Micro Integrated |
| <input type="checkbox"/> Nuclear Instrumentation | <input type="checkbox"/> Fringe Equipment |
| <input type="checkbox"/> Digital Techniques | Also Computer Programming for Commerce, Research, Industry. |
| <input type="checkbox"/> Transistors & Semi-Conductors | |
| <input type="checkbox"/> Communications | |

**Read the
FREE
I.C.S.
Illustrated
Prospectus**

**Send
Coupon
today!**

International Correspondence Schools,
Dpt. 527, Division of Electronics,
400 Pacific Highway, Crows Nest, N.S.W. 2065.
Branches in all States and New Zealand.



Please send me **FREE** Prospectus about

Name Age

(Please print)

Address

State

Postcode Phone Dpt. 527

TECHNICAL BOOKS AND PUBLICATIONS

Electromagnetics, Plasmas

ELECTROMAGNETICS AND PLASMAS, by James R. Wait. Published by Holt, Rinehart and Winston, Inc., New York, 1968. Hard covers, 6in x 9½in, 144pp., diagrams. Price in Australia \$8.40.

Not for the general technical reader, this one, but rather for the scientist specialising in plasmas and ionised gas physics. Based mainly on a series of graduate lectures given by Professor Wait at Harvard University, the book is essentially a monograph on linear electro-magnetic wave phenomena in bounded plasmas. One possible function envisaged by the author is to bridge the conceptual gap between the plasma physicist and the ionospheric worker.

For those to whom the book will be of interest, the chapter headings should give a good idea of the scope covered: 1—General Magnetoionic Theory; 2—Some Applications of Magnetoionic Theory; 3—Elementary Boltzmann Theory for the Dielectric Constant; 4—Radiation from a Dipole in a Warm Plasma; 5—Radiation from an Antenna in a Warm Plasma; 6—Boundary Effects for Waves in a Warm Plasma; 7—Hydrodynamic Theory for Probes in Warm Plasma; 8—Waves in Inhomogeneous Warm Plasma; 9—Waves in a Warm Anisotropic Plasma.

While necessarily assuming a considerable background in both mathematics and physical theory, the book would appear to be clearly and concisely written. Each section includes a bibliography and exercise problems which are conceptually integrated with the exposition itself. The book ends with both subject and author indices.

For the specialist in the field concerned, and for the interested graduate student, a book worthy of your attention.

Our copy came from the local office of the publisher, Holt, Rinehart and Winston (Australia) Pty. Ltd., who advise that copies are available from local bookstores. (J.R.)

Lumped systems

LUMPED SYSTEMS, by Benjamin J. Leon. Published by Holt, Rinehart and Winston, Inc., New York, 1968. Hard covers, 6in x 9½in, 223pp., many circuits and diagrams. Price in Australia \$10.

A book for the graduate engineer, circuit analyst and postgraduate student. Author Dr Leon is Professor of Electrical Engineering at Purdue University, and wrote the book to provide an advanced text on the circuit theory and analysis of lumped-parameter systems.

The first of the three sections into which the book is divided consists of an analysis of lumped systems using the state-variables technique, and is intended both as a review for those with basic knowledge of the latter technique and as an introduction to the technique for those with the more traditional operational-calculus background.

The second section examines some important properties of lumped, linear, time-invariant systems, and also some important but not-often-examined properties of transforms. Finally the third section of

the book extends the concepts previously given to a discussion of non-linear systems. The final chapter of this section deals with advanced non-linear system research topics of particular interest to the author, and it is suggested that if the book is used as a postgraduate course text, the lecturer could substitute for these topics of his own.

The background assumed by the book is reasonably advanced, as one might expect: virtually that of a recent graduate. However the text, while somewhat terse, would appear to be quite readable by those with this background. For those in this category seeking further knowledge of lumped systems theory and analysis, the book should therefore be worthy of serious attention.

Our copy came from the local office of the publisher, Holt, Rinehart and Winston (Aust.) Pty. Ltd., who advise that copies are available from local bookstores. (J.R.)

Integrated circuits

FUNDAMENTALS OF INTEGRATED CIRCUITS, by Lothar Stern. Published by Hayden Book Company, New York, 1968. Hard covers, 7in x 10-3/8in, 198pp., many photographs and diagrams. Price in Australia \$11.20.

This is the latest in the "Motorola Series in Solid-State Electronics" published by Hayden, and author Stern is Manager of the Technical Information Centre of

Motorola Semiconductor Products Division. With experience both in engineering and in technical writing, he is apparently well qualified for writing a book of this type.

It seems to this reviewer that with "Fundamentals of Integrated Circuits," he has provided the first really well-written introduction to this subject at undergraduate-technician-advanced hobbyist level; it would certainly seem to be the best of such books seen to date. The text is clear and concise, the material presented is up-to-date, the many new terms and techniques involved in IC production are carefully defined and explained, and the illustrations are numerous and well-chosen. Not only this but the author has been able to strike a most pleasing balance between mathematical analysis and qualitative description, so that the book would appear to be equally suitable, and potentially as rewarding and satisfying for the inquiring undergraduate or technician as for the possibly more casual hobbyist.

In short, this book gives every evidence that it has been carefully planned and written expressly to enlighten and "communicate"; an achievement (perhaps an aim also) not often found.

There are twelve chapters, leading the reader logically from first principles to techniques and applications. The headings read: 1—A New Era in Electronics; 2—Basic Semiconductor Theory; 3—Characteristics of P-N Junctions; 4—Transistor Fundamentals; 5—Monolithic Integrated Circuits; 6—Thin-Film Circuits and Their Characteristics; 7—Hybrid and Other Integrated Circuit Structures.

Basic electronics

BASIC ELECTRONICS (formerly "Basic Radio Course") third edition. Produced by "Electronics Australia" and published by Sungrave Pty. Ltd., Sydney. Paper covers, 11½ x 7½in, 128 pages, numerous diagrams and photographs. Price \$2 or \$2.20 posted.

In December, 1967, "Electronics Australia" introduced the first edition of "Basic Radio Course," to present in book form a series of articles published between August, 1963 and November, 1965. This has proved to be probably the most successful elementary radio text ever published in Australia. The initial printing sold out within a matter of weeks, necessitating the early printing of the second edition. When a third edition was planned towards the end of 1968, it was decided to up-date the contents by re-wording paragraphs and sections which were no longer appropriate. This edition has now been published under the new name of "Basic Electronics."

The purpose of the book is to give a basic insight into electronics in general, but more specifically to the aspects of it concerned with sound radio, television and sound reproduction. Those who work through this book will have a basic knowledge from which to progress to more specialised branches of the science of electronics.

The first seven chapters are concerned with basic theory, from such primary concepts as the nature of electric current and batteries through magnetism, inductance and capacitance (essential knowledge for

an understanding of radio theory) to electronics, radio valves and semiconductors. Chapters 8 to 13 deal with the more practical aspects of radio transmission and reception, with examples of receiver design and power supplies. The remaining 10 chapters are entitled: Receiver Alignment—Measuring Instruments—Audio and Hi-Fi—Electronics Servicing—Radio Amateurs—Industrial Electronics—New Sets from Old Parts—A Transistor Receiver—Magnetic Recording (two chapters).

These chapters bear a close resemblance to those of the "Basic Radio Course" and it should be understood that large sections of the present book are identical with the earlier editions. Thus, those who already have one of the editions of the "Basic Radio Course" may not find it worth their while to buy "Basic Electronics." On the other hand, those seeking a first text as an introduction to electronics will find this book a very useful investment at the modest price of \$2. The material is presented in clear and concise language, and although the explanations are presented in the simplest possible manner for the benefit of beginners, a high standard of technical accuracy has been maintained throughout.

Copies of "Basic Electronics" are available from the offices of "Electronics Australia" in Sydney and at the "Representation" addresses shown each month in the panel on page 1 of the magazine; also from some radio stores and technical booksellers. An advertisement for the book appears elsewhere in this issue.

STEREO SOUND SYSTEMS

PTY. LTD.
304 CHAPEL STREET,
PRAHRAN, VIC. 3181.
51-3998.

To STEREO SOUND SYSTEMS PTY. LTD.
Please forward information and prices on
the following items.

Name

Address

tures; 8 — Integrated Circuit Packaging;
9 — Analysis of Standard Integrated Cir-
cuits; 10 — Practical Integrated Circuit
Design; 11 — Monolithic Layout Prin-
ciples; 12 — Large Scale Integration.

Most of the later chapters include many
data tables and graphs, while the book
itself ends with a useful glossary of terms
and a topic and term index.

A book which can be commended un-
reservedly to anyone seeking a well-written
introduction to integrated circuits. It
should also be of considerable interest to
university and technical college lecturers
as a course text or reference.

Our copy came from Grenville Book
Company, local agents for Hayden Books,
who advise that copies are obtainable from
all local bookstores. (J. R.).

NEW TELEVISION ENCYCLOPAEDIA



5 Volumes
5000 Subjects

CONTENTS INCLUDE

1850 Pages
Fully Indexed

Television Servicing Methods, Alignment of Video I-F
Amplifiers, Picture Tube Input Circuits, The Sync Sections,
Sweep Oscillators, Automatic Control of Sweep Frequency,
Sweep Amplifier and Deflection Circuit, Picture Tube Service
and Adjustments, Television Modulation, Measurements at
High Frequencies, Analysers and Multimeters, Electronic
Voltmeters, Signal Generators and Test Oscillators, etc. etc.

SEE THESE BOOKS — AT OUR RISK!

We will send you this complete 5 volume set for 10 days FREE
TRIAL. Read and fill in coupon today.

.....CLIP THIS NOW.....

STANDARD PUBLISHING CO. PTY. LTD.,
45 Chandos Street, St. Leonards, N.S.W.

Please send me for 10 days' trial the complete 5-volumes set Television Encyclopaedia. I
am at liberty to return these books within 10 days of my receipt of them. If I decide to
keep them I will pay \$2.00 deposit and \$4.00 per month until the total sum of \$34.00 is paid.

NOTE: The books cannot be purchased separately.

NAME

ADDRESS

OCCUPATION

SIGNATURE

PARENTS OR GUARDIAN'S SIGNATURE

(If under 21)

E.A. March '69

Hi-Fi Loudspeakers

HI-FI LOUDSPEAKERS AND EN-
CLOSURES. Revised Second Edition.
By Abraham B. Cohen. A Rider Series
book, published by Hayden Book
Company, Inc., New York. Stiff paper
covers, 5½ x 8½ inches, 438 pages
freely illustrated by line drawings, dia-
grams and photographs. Price in Aus-
tralia \$7.40, Hard cover edition \$9.95.

The author of this book, Abraham B.
Cohen, would appear to have had a long
association with subjects acoustic, and with
loudspeakers in particular. It would equally
appear that he has industriously set out a
great deal of the background information
so acquired, giving no hint of any problem
in filling 438 pages.

The material is largely descriptive in
character and, as such, could be read and
followed easily by technicians and hob-
byists. If it presented any problem at all
to the reader, it would not be from any
technical complexity or a lack of lucidity
in style, but simply by reason of the
amount of material between the two
covers.

After a short introductory chapter, the
author devotes the seven following chap-
ters and 140-odd pages to loudspeaker
types, operation and construction. Natur-
ally enough, the dynamic loudspeaker re-
ceives the most detailed treatment and
just about every physical aspect is dis-
cussed — size, cone material, cone sup-
port, magnet structures, voice coil con-
struction, cone design as related to fre-
quency response, special purpose and
multiple loudspeakers, and so on.

Cohen says most of the things that any
veteran in the business would say, if they
had had the time and opportunity to
do so!

Part 2 of the book, involving a further
seven chapters and over 100 pages, deals
with enclosures. Again the material is
mainly descriptive and people who have
been reading audio literature for as long
as this reviewer will recognise most of the
designs, diagrams, pictures, and opinions.
Again, they are all there—baffles, boxes,
horns, folded horns, labyrinths and, fea-
tured with almost old-world prominence,
the vented enclosure and ducted port
systems, with the familiar diagrams ex-
plaining how they should work.

Reference is made to the now popular
sealed enclosure but necessarily cursory
reading of the text left the impression
that the author is a bit diffident about
small enclosures, low-resonance, highly
damped systems and the sacrifice that is
entailed in acoustic efficiency—if that mat-
ters in these days of high-powered ampli-
fiers!

Remaining sections of the book deal
with the listening room, with stereo
practice and with practical enclosure con-
struction.

This is not a book for designers with an
appetite for fundamental physics, but the

technician, hobbyist or sales representative who manages to assimilate a significant proportion of the material will have acquired a lot of useful and interesting background.

Our review copy came from Grenville Publishing Co. Pty. Ltd., 401 Pitt Street, Sydney, N.S.W., 2000. (W.N.W.)

Tape recording & Hi-Fi

TAPE RECORDING AND HI-FI by Douglas Brown. Published by Arco Publications, 1961 and 1968. Hard covers, 160pp 7½ x 4½ inches, mainly text. Price in Australia \$2.60. Paperback edition \$1.10.

To write a book which seeks to convey technical fact to non-technical hi-fi enthusiasts is quite a task. It has to make broad statements, without too many qualifications, if it is to convey an unambiguous message to the intended reader. But this very characteristic is likely to affront the more technical reader who knows very well that there are many notable and important exceptions to the broad rule.

As a professional audio man and writer, R. D. Brown has negotiated these hazards as well as most and better than many and his book could be read with interest and profit by those who are concerned with reproduced sound but whose knowledge of equipment is largely superficial. Not a book about circuits and design, it is written for the consumer whose interest is essentially confined to equipment units, connecting wires, control knobs and what to do with it all, when it is working.

After an introductory chapter on hi-fi, the following four chapters talk about record and tape equipment, its cost and its place in the home. Then follow three chapters which take a peek at "how it works," the rest of the book dealing mainly with the use of tape recorders — how, when, where and why. There are observations about tape clubs, copyright, taped commentaries and so on.

Scanning the book, one gains the impression that the author is more concerned and familiar with tape than disc and some of the observations about the latter subject are dated. He talks about "getting best reproduction from 78 rpm discs," the need to have a variety of recording compensation curves and the popularity of separate power amplifiers and control units; he advises readers to settle for good mono rather than mediocre stereo; he discusses flat baffles as if they were part of the hi-fi scene. Observations like these might have been appropriate enough ten years ago, when the text was probably prepared, but they scarcely reflect 1969 thinking in the world of stereo discs.

However, the book should not be panned too much on this account and, considering the modest purchase price, it must be rated as useful, readable and good value for those who are seeking some background in tape recording and hi-fi equipment. Our review copy came from Hicks Smith and Sons Pty. Ltd., 301 Kent Street, Sydney, 2000. (W.N.W.)

Successful D. J.

HOW TO BE A SUCCESSFUL D. J., by Kevin O'Gorman, M.A.I.A. Paper covers, size 10 x 8½, 57 pages. Price \$2.00 plus 25c postage.

It must be obvious to anybody who listens to radio programs that there is a crying need for a book of this type. The shortage of good studio staff has led to the stereotyped announcer who begins every announcement with "Hi, this is..." and feels that the sure road to success is to adopt a quasi-American accent. These and other false ideas are dealt with by Mr O'Gorman in his short treatise on the work of an announcer. A good deal of more positive advice is given to guide

the prospective announcer (or disc jockey, if you prefer).

Mr O'Gorman does not neglect to point out why radio stations are apparently content to put up with this state of affairs. The plain fact is, he explains, that there is a chronic shortage of good announcers. It follows that a good announcer will soon rise above the bad ones.

Mr O'Gorman's advice is concise and straight to the point. Within the 57 quarto size typewritten sheets he has at his disposal, he covers a considerable amount of ground, the chapters being: What is a D.J.? — Reading a Commercial — Developing your Personality — Using Personality on the Air — Voice Production — Outside Broadcasts — Gaining Experience — D.J. or Newsreader — Interviewing on Radio — Radio Stations, the Various Staff and Their Duties — Conclusion.

My knowledge of such matters is very limited, but I know what I like to hear, and it is perhaps significant that just about every one of my dislikes is roundly condemned by Mr O'Gorman, including that futile question that always makes me writhe in my seat — "What does it feel like... (to have won a fortune, to be father of quads, to win a world title, etcetera)." If every announcer took the words of wisdom to be found in this book to heart, individuality could again become the property of announcers. The book is available only by post, by writing to D. J. Book, Box 118, P.O., Clayton, Victoria 3168. (H.A.T.)

LITERATURE—in brief

TECHNICAL NEWS BULLETIN, Vol. 52, No. 11, November, 1968. Published by the National Bureau of Standards, U.S.A. Inquiries to the Superintendent of Documents, U.S. Government Printing Office, Washington, D.C. 20402, U.S.A. Contents: Isotope Separator Laboratory; Peak Pulse Power Switch; Laser Applied to Molecule Kinetics Studies; NBS Studies Loss of Prestress in Concrete; NSRDS News; Cryogenic Flow Research Facility Established at NBS; Large Negative Ion Offers Key to Ionosphere; Standards and Calibration; Critical Two-Phase Flow Investigated; Standard Reference Materials; Conference Briefs; Publications of the National Bureau of Standards.

COMPONENTS REVIEW, Vol. 5, December, 1968. Published by Standard Telephones and Cables Pty. Ltd., Moorebank Avenue, Liverpool, N.S.W. 2170. Contents: Cold Cathode Numerical Indicator Tubes; Vacuum Capacitor; The ITT Engineers Kit; Morse Code Tutor; Application Note — 175MHz FM Transmitter Cascade Amplifier; Epoxy Fibre-Glass Laminate; Microwave Devices; Transmitting and Industrial Heating Valves; ISEP Modular Equipment; Silicon Photo Transistor PD32.

W. FOULSHAM & CO. LTD. publish the following titles during the latter months of 1968. Copies should be available from technical booksellers or from the Australian agents, Grenville Publish-

BERNARDS FAMOUS RADIO AND TELEVISION BOOKS

HI-FI, TUBES, RADIO VALVES, TRANSISTORS, ELECTRONICS

No.	TITLE	PRICE	No.	TITLE	PRICE
56	Radio Aerial Handbook	.45	172	International Radio Stations List	.45
57	Ultra-Shortwave Handbook	.45	173	Practical Transistor Audio Amplifiers	.60
58	Radio Hints Manual	.45	174	Practical Subminiature Receivers	.85
59	Sound Equipment Manual	.45	175	Transistor Test Equipment and Servicing Manual	.80
60	Freq. Modulation Receivers Manual	.45	176	Manual of Transistor Audio Amplifiers	1.00
63	Radio Instruments & Construction	.45	177	Modern Transistor Circuits for Beginners	1.30
96	Crystal Set Construction	.18	178	Comp. Radio Valve Guide Book	1.00
100	Comprehensive Radio Valve Book No. 2	.85	179	Transistor Circuits Manual 5	.85
103	Master Colour Code Index for Radio & Television	.25	180	British Semiconductor Survey	2.50
104	Three Valve Receivers	.25	181	22 Tested Circuits Using MAT's	.85
121	Comprehensive Radio Valve Book No. 2	.85	183	How to Receive Foreign TV Programmes by Simple Modifications	.85
123	Beginners' Push-Pull Amplifier Leaflet	.25	184	Tested Transistor Circuits Handbook Using Professional Printed Circuit Modules	.60
126	The Boys' Book of Crystal Sets & Simple Circuits	.45	185	Tested Shortwave Receiver Circuits Using Micro Alloy Transistors	.85
129	Universal Gram-motor Speed Indicator	.18	186	Tested Superhet Circuits for Shortwave & Communication Receivers using MAT's	1.00
135	All Dry Portable Battery Portable Construction	.45	187	The TSL Mark-4 Valved F.M. Tuner and Its Construction	.60
138	How to Make F.M. and TV Aerials Bands, 1, 2 and 3	.50	188	Construction of the B.M. Hi-Fi 14-Watt Audio Amplifier	.25
141	Radio Servicing for Amateurs	.60	190	How to Build the World's Smallest Hi-Fi Amplifier (4 Transistors)	.25
143	Comp. Radio Valve Guide Book No. 3	.85	191	Practical Car Radio Handbook	1.00
146	Hi-Fi Loud Speaker Enclosures	.85	193	"At a Glance" Radio Valve & TV Tube Equivalents and Substitution Manual	1.00
147	Practical Tape-Recording Handbook	.85	194	How to Build 11 Tested Circuits using specially designed TSL Relays and Light Cells practical working wonder gadgets for use in Car, Home, Nursery, Kitchen and Workshop. Burglar Alarms, Rain Detectors, Life Savers, Car and Engine Alarm, etc., etc.	.25
148	Practical Transistor Receivers	.85	501	ABCs of Magnetism	.85
149	Practical Stereo Handbook	.60	502	ABCs of Missile Guidance	.85
150	Practical Radio Inside Out	.60	503	ABCs of Ultrasonics	.85
151	Transistor Superhet Receivers	1.30		Resistor Colour Code Disc Calculators	.25
156	Transistor Circuits Manual No. 1	.45		Engineer's Reference Tables	.25
157	Comp. Radio Valve Guide Bk. 4	.85			
158	Radio, TV, Industrial Tubes, Semi-Conductors and Diodes Equivalent Handbook	1.80			
160	Coli Design & Constn. Manual	.85			
161	Radio, TV & Electronics Data Bk.	.60			
162	Hi-Fi Stereo Gramophone for Home Constructor	.85			
163	Transistor Circuits Manual No. 2	.45			
165	Radio Tuners—Hartley on Hi-Fi, etc.	.85			
168	Transistor Circuits Manual No. 4	.45			
170	Transistor Circuits for Radio-Controlled Models	1.30			
171	Super-Sensitive Transistor Pocket Radio	.60			

ADDITIONAL BOOKS RECOMMENDED FOR BEGINNERS, STUDENTS AND HOBBYISTS.

BASIC ELECTRONICS by van Valkenburgh, Neoger & Neville, Inc. Expanded Course. Volumes 1 through 6, bound in one large volume. Published by Rider. Price \$17.00.

INTERNATIONAL TUBE & TRANSISTOR HANDBOOK by De Mulderkring. 2 volumes (10 languages). Vol. 1 Valves and Tubes. Vol. 2 Semi-Conductors \$9.00

An authoritative and most outstanding work. 2 vols. bound in plastic covers.

YOUNG PEOPLE'S SCIENCE ENCYCLOPEDIA, 20 vols. with two complementary volumes entitled Science Dictionary and New Frontiers in Science. 22 volumes for only \$70.00 has been approved for subsidy to State schools and is an inspiring work for young students and adults.

POSTAGE TO BE ADDED TO ABOVE PRICES. TERMS AVAILABLE BY NEGOTIATION. SPECIAL DISCOUNTS TO BOOKSELLERS AND INSTITUTIONS. DESCRIPTIVE CATALOGUE AVAILABLE UPON REQUEST.


Sole Australian Distributors

BERNARDS RADIO BOOKS AND SUPPLIES

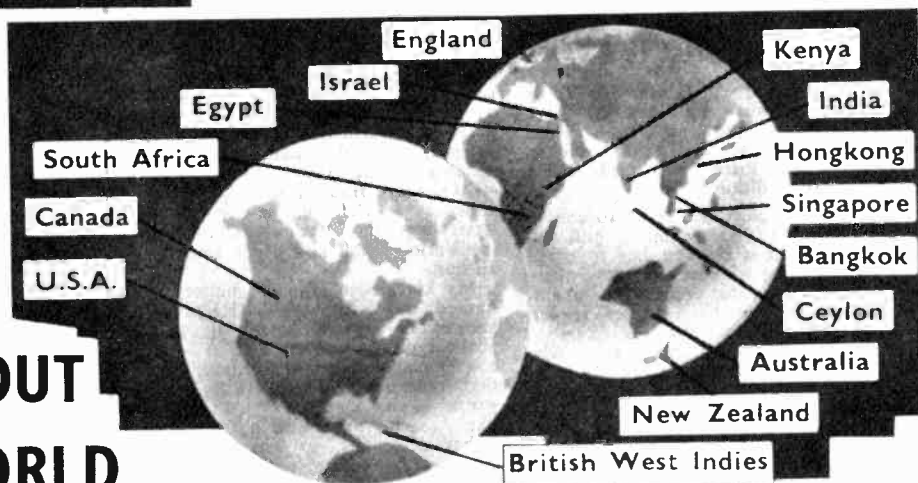
3 Kerford Street, East Malvern, Vic. 3145. Telephone 50-5225.

Also Branch Office, 51 Station Street, Malvern, Vic. (opposite Malvern Station).

Let The World University Of Postal Education **TRAIN YOU FOR A KEY JOB**



BRANCHES THROUGHOUT THE WORLD



TODAY there are wonderful Opportunities for the forward-looking man and woman. However, the best jobs go to those who have the foresight to prepare themselves by proper Training. British Institutes have already trained some 300,000

men and women who have reached the top of the ladder. Therefore, it is up to **YOU** to make something of yourself. Don't delay, act **NOW**. Remember that an enquiry places you under no obligation but could be the turning point in **YOUR** career.

OVER 500 COURSES

Courses offered by British Institutes include:—

TECHNICAL

Aero Engines
Aeronautical Eng.
Air Conditioning
Arch. Drwg. & Design
Automation
Auto Elec. Equipment
Automobile Eng.
Automobile Repairs
Building (General)
Carpentry & Joinery
Chemical Engineering
Civil Engineering
Computers
Die & Press Tools
Diesel Engines

Draughtsmanship
Electrical Engineering
Elec. Installations
Elec. Measurements
Electrical Power
Electricity Supply
Electronics
Foundry Practice
Garage Management
Gas Turbines
Geology
Hydraulics
Illuminating Eng.
Industrial Chemistry
Jig & Tool Design
Mach. Drwg. & Design
Maintenance Eng.

Management
Marine Engineering
Mechanical Eng.
Metallurgy
Municipal Engineering
Naval Architecture
Painting & Decorating
Patternmaking
Petroleum Technology
Plastics
Production Eng.
Radar Technology
Radio Engineering
Radio Servicing
Refrigeration
Reinforced Concrete
Road Engineering

Rubber Technology
Sanitary Engineering
Structural Eng.
Surveying
Telecommunications
Television
Television Servicing
Timber Technology
Tracing
Welding Technology

COMMERCIAL

Accounting
Advertising
Auditing
Book-keeping

Business M'gement
Commercial Art
Commercial Law
Company Law
Costing
Economics
Fiction Writing
Journalism
Secretaryship
Selling

GENERAL

English
European Languages
Mathematics
Shorthand
Typewriting

And many other Subjects.

Details of Engineering and Commercial Exams., Certs. of Competency, Matriculation, etc.

CHECK THESE FEATURES:

- Modern streamlined methods . . . you learn the fast way and make rapid progress.
- Courses based on **STANDARD TEXT-BOOKS** . . . Lessons and Model Answers written and planned by experts.
- We provide all necessary text-books which remain your own property.
- Moderate fees payable by small monthly sums. Written guarantee.
- Courses can be "tailored" to individual requirements.

SECURE ONE OF THESE BOOKS



POST COUPON NOW!

BRITISH INSTITUTE OF CAREERS

College House, 113 Pacific Highway, North Sydney, 2060

I am interested in . . .
Please send me the appropriate Career-Book.

NAME (PLEASE PRINT) . . .

ADDRESS . . .

E.L.-W-9 . . .

Occupation . . .

Age . . .

BRITISH INSTITUTE OF CAREERS

In association with
British Institute of
Engineering Technology

THE B.I.C. GROUP LEADS THE WORLD IN POSTAL TRAINING


ing Co. Pty. Ltd., 401 Pitt Street, Sydney, 2000. Titles: AM-FM-TV Alignment; Handbook of Electronic Circuits; Practical Power-Supply Circuits; Symfact Guide to TV Servicing; Television Tape Fundamentals; ABCs of Electrical Soldering; Bench Servicing Made Easy, 2nd edition; Electrical and Electronic Signs and Symbols; Eliminating Engine Interference; Transistor Substitution Handbook, 8th edition; Transistor Fundamentals, No. 1 Basic Semiconductor and Circuit Principles, No. 2 Basic Transistor Circuits, No. 3 Electronic Equipment Circuits, No. 4 Digital and Special Circuits.

MEASUREMENT NEWS, November/December, 1968. Published by Hewlett-Packard Australia Pty. Ltd., 22-26 Weir Street, Glen Iris, Vic. 3146. Contents: Pushbutton Network Measurements, 0.1-2GHz; The Probe That Lights When a Pulse Goes By; 2116B, Small Computer for Large Systems; Compact, Lab-Quality Square-Wave Generator; Computer-Controlled System for DC/AC/Ohms/Freq Measurements; Sweeping Wave Analyzer with Auto Ranging; Measuring Group Delay; Easier DC-40GHz Counts with New Digital Frequency Measuring System; Fast Digitally-Controlled Power System; New Note on SRDs; 10MHz Selective Voltmeter; HP Spectrum Analyzer.

VARIAN, Industrial Microwave Operation, San Carlos, California U.S.A., has published a new bibliography on works dealing with industrial applications of microwave energy. The 36-page brochure describes books, articles and papers on a wide range of subjects covering many aspects of theory and applications. Included are microwave heating theory; effects of microwave radiation; loss factors and dielectric constants; and processing plastics, sheet materials, foods, and chemicals. Inquiries to Varian Pty., 38 Oxley Street, Crows Nest, N.S.W. 2065.

NEW ELECTRONICS FOR MEASUREMENT, ANALYSIS, COMPUTATION, Autumn, 1968. Published by Hewlett-Packard Co., Palo Alto, California, U.S.A. Inquiries to Hewlett-Packard Australia Pty. Ltd. 22-26 Weir Street, Glen Iris, Vic. 3146. Contents: summary descriptions of the company's products introduced during the later months of 1968. Products described include: computers and auxiliary equipment; test instruments, including meters, oscilloscopes, generators and recorders; components, including transistors, hybrid integrated packages, photocells, step recovery diodes and indicators; modular instrumentation; special purpose equipment.

EMERSON & CUMING INC., Canton, Massachusetts, U.S.A., has published two technical bulletins. Bulletin 7-2-17 describes three Eccostrip products useful for disintegration of organic polymers, including epoxies, urethanes, silicones, polyesters, etc. The bulletin gives instructions for use and selection of best product for typical stripping problems. Bulletin 20-12 describes four Eccoslip products useful in preventing the bonding of epoxies to various surfaces. The bulletin gives application information and helps in selection of the correct type for typical uses. Inquiries to the Australian agents: IRH Components Pty. Ltd., The Crescent, Kingsgrove, N.S.W. 2208.



INDUSTRIAL RESEARCH NEWS, No. 73, January, 1969. Published by the Commonwealth Scientific and Industrial Research Organisation, 314 Albert Street, East Melbourne, Vic. 3002. Contents: New upgrading process for ilmenite; \$100,000 freeze drying plant; Cheese-making machine in production; Model demonstrates technique; Additive for bitumen.

HIGH-LOSS DIELECTICS AND MICROWAVE ABSORBERS. Published by Emerson & Cuming Inc., Canton, Massachusetts, U.S.A. Available from IRH Components Pty. Ltd., The Crescent, Kingsgrove, N.S.W. 2208. Contents: application and performance data for 16 material product lines, useful for trans-



mission line components, reduction of surface waves, reduction of mutual coupling between adjacent elements of antenna arrays, and reduction of reflections. The dielectric data presented is complete enough for a designer to design and build his own free space or transmission line absorber for special applications.

NEW TECHNOLOGY, No. 24, January, 1969. Published by the British Ministry of Technology and the Central Office of Information, Inquiries to the Central Office of Information, Hercules Road, Westminster Bridge Road, London SE1, U.K. Contents: ACTP—Britain's Computer Club; Torres Aids Supermarket Wet Fish Sales Drive; Warren Spring Know-How Keeps "Loose" Materials Moving; International Harmony of Primary Standards; News; Sharp Rise in Shipbuilding Orders.

TELECOMMUNICATION JOURNAL, Vol. 36, No. 1, January, 1969. Published by the International Telecommunication Union, Place des Nations, 1211 Geneva 20, Switzerland. Contents include: Essential characteristics of the metal sheaths of trunk cables for protection against external electro-magnetic fields, by M. I. Mikhailov and L. D. Razumov; A simplified method for calculating the supplementary attenuation due to auroral absorption for distances less than 4000KM, by P. Bronzini; There is always a substitute for spectrum, by H. J. Levin — this studies the economics of radio spectrum allocation amongst competing claimants and of alternative systems which do not use the radio spectrum.

The "Union activities" section includes the sixth of the series "The story of ITU technical co-operation" the subject being telecommunication training in Iraq. Under the heading of "Ideas and achievements" are described the Nigerian microwave and VHF networks, a survey of medium wave propagation in tropical Asia, and a new marine radar.

RAYTHEON COMPANY, Lexington, Massachusetts, U.S.A. has published a four-page booklet describing its microwave multiplier diodes. Inquiries on company letterhead to Auriema (A'asia) Pty. Ltd., 443 Kent Street, Sydney, 2000. Five units in the MS-5000 series are described in operation in x10 and x2 multiplier circuits with typical and maximum electrical specifications. The extensive testing of the units during manufacture is also explained.

PLAN YOUR FUTURE

CHOOSE a career in the field of **ELECTRONICS*** — the Nation's most progressive and fastest expanding industry.

✳ Advancement in this modern science demands technical ability, a sound knowledge of basic principles and applications.

YOU can master the subject by training at the **MARCONI SCHOOL** and be ready to grasp the opportunities that occur in the three fundamental branches of Radio-technology.

KNOW WHERE YOU'RE GOING

A = APPLIED SERVICING

Comprehensive training in the maintenance and repair of radio and television receivers offers substantial rewards to competent technicians. Marconi School training covers all aspects of radio and television receiver circuit applications, practical exercises in fault finding and alignment procedures.

B = BROADCASTING

A thorough and practical grounding is available to students in broadcasting transmitter performance standards and maintenance techniques, with individual instruction in station operation and studio control and testing.

C = COMMUNICATIONS

Combines all the foregoing, together with radio aids to navigation, mobile telephony, marine service application and international wireless telegraph regulations, qualifying the successful student for the Commonwealth Government Certificate of Proficiency and the Marconi School Diploma in Radiotechnology.

Classes are conducted at 21 Pier Street, Sydney (at the foot of Goulburn Street).

Daily: 9.30 a.m. to 4.30 p.m.

Evenings: 6 p.m. to 8.30 p.m.

or by Home-Study Courses (except practical instruction on equipment).

STUDY NOW

Send for training syllabus. There is no obligation.

NAME _____
ADDRESS _____

the **MARCONI SCHOOL** of wireless

G.P.O. Box 2516, Sydney

A Service of Amalgamated Wireless (Australasia) Ltd.

A.

AMPLIFICATION

C.

COMMUNICATION



E.

ELECTRONICS

RADIO

WEEKENDS & AFTER HOURS 98-5956.

136 VICTORIA ROAD MARRICKVILLE — 51-3845

K 20
CT330

K 20
CT500



C.T.330 20K. OPV
D.C. Volts 6, 6, 30, 120, 600, 1,200, 3,000, 6,000. A.C. Volts 6, 30, 120, 600, 1,200. D.C. Current 0.6-6, 60, 600mA. Resistance, 6K, 600K, 6meg, 60meg, D.B. minus 20 to plus 62, 5 Ranges. Specially suitable for transistor use.
\$16.45

C.T.500 20K.OPV
D.C. Volts, 2.5, 10, 50, 250, 500, 1,000. A.C. Volts, 10, 50, 250, 500, 1,000. D.C. Current, .05, 5.50, 590mA. Resistance, 12K, 120K, 1.2meg, 12meg, D.B. minus 20 to plus 62.
\$13.25

KAMODEN—100B
100,000 O.P.V.
D.C. Volts, .5, 2.5, 10.50, 250, 500, 1,000.
A.C. Volts, 25, 10.50, 250, 500, 1,000.
Mils., .01, 25, 2.5, 25, 250, 1D.A. Res., 20K, 200K, 2M, 20M:OHM. DB minus 20 to plus 62, 5 Ranges.
\$29.75 POST 1.00

P.T.34 1000.OPV
D.C. Volts, 0, 10, 50, 250, 500, 1,000.
A.C. Volts, 0, 10, 50, 250, 500, 1,000.
M.A. 1-100-500 RESISTANCE.
\$5.50 Post 50c

200H 20K.OPV
D.C. Volts, 5, 25, 50, 250, 500, 2,500. A.C. Volts, 10, 50, 100, 500, 1,000. D.C. Current, 50uA, 2.5, 250mA. Resistance, 6K, 600K. Capacitance, 2 D.B. Ranges.
\$10.95 Post 50c
Full range of Kalse-S.K. brand at Special Prices.
Send for details.
ALL PRICES NET. INC. S-TAX.

PANEL METERS



EDGE METERS, 1mA.
Scaled V U.S.
Tuning Stereo Bal. \$2.50.
A FULL RANGE OF UNITS.
85 Types, 1/4in to 3/4in.
FROM \$3.25.
Send for full list.

HI-FIDELITY TWIN CONE SPEAKERS

Aust. made. 8 or 16 ohms.
6in .. \$9.00 12in .. \$11.75
8in .. \$7.50 Postage:
8in .. \$9.00 N.S.W. 50c.
10in .. \$10.75 Interstate 80c.

VALVE UNITS

15 Watt Output. . . . \$42.50
30 Watt Output. . . . \$57.50
40 Watt Output. . . . \$85.00
60 Watt Output. . . . \$105.50

Input for Crystal or Dynamic Mike and Crystal P.U. with mixing facilities.
Output to multimatch V.C. or line matching.

SOLID STATE
240V. A.C.
50 Watt Output. . . . \$85.00

240V. A.C. plus 12V. D.C. and charges own battery.
\$95.00.

Inputs for 2 Dynamic Mikes or Pickups with Electronic Mixing.

P. A. SPEAKERS

8 WATT
8in Units in Waterproof Projection Horns.
15 Ohm Voice Coils.
\$15.25

In Double Ended Flares. Dualateral Coverage.
\$17.25

Line Output Transformers to suit \$1.75 extra.

DYNAMIC MICROPHONES

Model DM 108.
Imp. 50K with Switch.
Freq. Response 100-10,000 c/s.
\$11.95

Model DM-401 with switch.
\$8.95

Floor Model MIC Stand 2 Section Adjustable. Heavyweight.
\$11.95

Table Model.
\$3.65

9in Goose Neck. \$5.

4 CHANNEL TRANSISTORISED MICROPHONE MIXER

Specs. High Imp. Input. Gain. Approx. 3DB. Max. Input sig. 1 volt max. output sig. 1-3-volt noise ratio —60DB. 9-volt operation.
\$9.95

VOLT-AC

VARIABLE TRANSFORMERS
0 to 260V. 10 Amp. 2400 Watts.
\$49.50

KEYLESS ORGAN

Complete Kit Set. \$42.50.
Wired. Tested. Tuned. \$49.50.
Post \$1.00.

CITIZENS BAND 27.240 MEG.

Transistorised Walkie Talkie.
\$27.50 ea. \$49.50 pr.
Post 50c ea.



REVERBERATION UNITS

Latest design to suit organs, stereo, guitar, any hi-fi equipment.
\$5.75
Post 35c.

CO-AXIAL SPEAKERS

C.S.-20. 8"
V.C. 16 ohm. Cross over, 3,000 cycle.
Frequency range 40 to 20,000 cycles.
Rated 8 Watts.
\$15.95
12in 20 Watt.
As Above.
\$27.75

HORN TWEETER

CT-3
2,000-20,000 Response.
20 Watts Power.
Sensitivity 110 dbw.
Weight 134lb.
\$8.95

STEREO RECORD CHANGERS

Latest Model, 4-speed.
\$28.75
De Luxe Model.
Fully machined and balanced. Heavyweight turntable. Ceramic cartridge.
\$34.00
Post N.S.W. \$1.25. Interstate \$1.75.
De Luxe Model with mechanical cueing device. Calibrated stylus. Pressure control. Adjustable counter balance. Two spindles.
\$46.50
ELAC 190
4-Speed Changers, Ceramic pick-up
\$27.50



HI-FI STEREO HEADPHONES

8-OHM.
Range 25c to 17K.c.
\$9.75
Post 35c.

240 V VARIABLE POWER

Units.
0 to 20 V. 1 Amp.
Fully Transistorised.
\$11.50. Post 75c.

CAR-VAC.

12V. Car Vacuum Cleaner. Operates from Cigarette Lighter Socket.
\$5.95. Post. 75c

SIGNAL GENERATOR

Deluxe Model TE-20D.
Freq. range 120 KC—500 Mcs. 7 Bands. Accuracy 2 per cent. Output 8V. Provision for Xtal. Suitable for self calibration Marker generator. Printed circuit. 240 I.E.20 \$25.50. **\$28.50**
V.A.C. Post. N.S.W. 75c; Istate \$1.25.
LEADER L. SG. 11. \$31.75.

V.T.V.M. MODEL TE-40 MILLIVOLTER

Spec. AC.V. Imp.—300 Vrms. 10 ranges Accuracy 5 cps—1 2mc, plus-minus 2db. 10 cps-1 mc, plus-minus 1db. 20 cps-250 KC., plus-minus 0.2db.
Scale: 40-30-20-10.0, 10.20, 30.40, 50 dBM 240 V.A.C.
\$48.75

MODEL TE-65 V.T.V.M.

DC. V. 0-1.5-5-15-50-150-500-1,500 V. Rms. AC.V. 0-1.5-5-15-50-150-500-1,500 V. Rms. 0-1.4-14-40-140-400-1,400-4,000 V. P.P. Resistance RX10,100, 1K, 10K, 100K, 1M, 10M. Decibel—10db, minus-plus 65dB.
240 V.A.C.
\$43.75

TECH. P.V. 58 \$40.50.

ORGAN KEYBOARDS

49 Note. Complete with Switching System.
\$72.00
13 Note Pedal Claviers, complete with Switches.
\$39.95
Special: Semi-finished Stromberg Organ Cabinets to suit above.
\$19.50

Organ Stools .. \$14.50

NEW SPEAKER SPECIALS

8 or 15 ohms.
2in .. \$2.75 5in x 3in \$3.30
2 1/4in .. \$2.75 6in x 4in \$3.50
2 3/4in .. \$2.85 7in x 5in \$4.25
80mm .. \$2.85 9in x 6in \$5.95
3 1/2in .. \$2.95
4in .. \$2.95 Postage:
5 1/4in .. \$3.20 N.S.W. 25c.
4in x 2in \$3.30 Interstate 40c.

NEW RECORDING TAPE

Most popular brand.
3in Correspondence .. 50c
3in Mylar L.P. 300ft .. \$1.05
3 1/4in Mylar D.P. 600ft .. \$1.25
5in Mylar L.P. 900ft .. \$2.50
5in Mylar D.P. 1,200ft .. \$3.15
5 1/4in Mylar L.P. 1,200ft .. \$3.15
5 1/4in Mylar D.P. 1,800ft .. \$4.70
7in Mylar L.P. 1,800ft .. \$4.70
7in Mylar D.P. 2,400ft .. \$6.25
7in Mylar T.P. 3,600ft .. \$2.50
P.V.C 1,200ft .. \$2.50
Postage N.S.W. 15c.
Postage Interstate, 25c.

MULLARD MAGNAVOX

**BOOKSHELF
ENCLOSURE**
Maple, Teak or Walnut
Complete \$24.75
SUPER BOOKSHELF
\$36.75.

Post: N.S.W. 50c. Interstate \$1.00.
CABINETS ONLY
R. H. BOOKSHELVES \$11.50
MULLARD \$10.95
BOOKSHELF UNITS
6in 8in 10in 12in
\$27.75 \$33.50 \$35.50 \$36.50



GUITAR AMPLIFIERS

10-Watt, Two-Channel, with Twin Cone Speaker \$53.55
14-Watt, 4 Inputs, Bass and Treble Boost, 2 Twin-Cone Speakers, \$63
17-Watt, Four-Channel, Bass and Treble Boost, Two Twin-cone Speakers \$76.25

35 WATT

4-Channel, Bass and Treble Boost, 4 Twin-Cone Speakers \$109.05
Vibrato with foot control and 2 preset controls for frequency and intensity. \$10.50 extra on above models.

14 plus 14 WATT

With Reverberation. May be used as 28 Watt or as 14 Watt plus 14 Watt Reverb. Two 9 x 6 Woofer Speakers. Two 9 x 6 Twin-Cone Speakers. 4 Channels. Bass and Treble Boost. Foot Vibrato control included.

\$163.50

**SLAP BASS OR BASS GUITAR
40-WATT AMPLIFIER**
4 Input Channels, Bass and Treble Boost. Two 12in Radial Beam Speakers. Perfect reproduction on 20 cycles.

\$159.75

PIGGY BACK GUITAR AMPLIFIER

30 Watt \$79.75
45 Watt \$99.75
60 Watt \$119.75
4 Inputs. Bass and Treble Boost. Vibrato if required. \$10.50 extra.

ELECTRIC GUITAR

Pickup Units \$8.75
Accordion Pickup Units \$8.75
Harmonica Pickup Units \$1.95
Post. N.S.W. 40c; Interstate. 75c.

FUZZ BOX

**FUZZ BOX F. AND A. AUG.
WIRED AND TESTED.**
\$15.
Post. 75c.

REVERB UNIT


COMPLETE with AMPLIFIER.
E.A. October Issue. Kitset \$39.95.
Wired and tested, \$41.95.

15-INCH HI-POWER SPEAKER

30 and 50 WATT RMS.
Specially designed for Guitar.
Organ, Bass, etc.
\$30.00

INTER. COM. UNITS

2 Station Transistorised
\$11.95
4 Station, including Master
\$20.95



"MYERS" AUTOMOBILE STEREO TAPE PLAYER




12 VDC. 1 amp operation. Size 3, 4 and 8 track cartridges can be played. Automatic starting and selecting. 12 silicon transistors. Freq. response. 70-10,000 cps. Tape speed 3 3/4" per sec.

\$99.50

240 VAC model available, includes P.U. or radio input.

\$99.50

PLAYMASTER 106 AND 107



Feb. and March Elect. Aust.

106

WIRED AND TESTED \$94.75


107

WIRED AND TESTED \$83.75



10 + 10 STEREO AMPLIFIER

E.A. November.
Kit Set \$59.75
Wired and tested \$69.75





T. E. 46 RESISTANCE- CAPACITANCE

Bridge and Analyser.
Capacity 20 pf to 2,000 mfd.
Resistance 2 ohm to 200 megs.
Also tests power factor, leakage, impedance, transformer ratio, insulation resistance to 200 megs. at 600V.

Indications by eye and meter.

\$49.75

TEST EQUIPMENT




WIDE BAND OSCILLOSCOPE

5 Meg. Bandwidth Push-pull vertical and horizontal Amplifiers, 8 positions, high sensitivity vertical Amplifier, Frequency Compensated on all positions. Calibrated .02 to 600 volt. Hard time base, 20 cycles to 75K. Latest American R.C.A. circuitry. Complete with probe.

3-inch \$102.75; 5-inch \$118.75

T.O.2 2 INCH TV AID \$64.50



PLAYMASTER 115

The new solid state Stereo-Amp-lifier. April Issue.
Wired and tested \$104.00
Kit Set \$90.00
Pre-amp to suit magnetic cartridge 12.00



119 STEREO TAPE ADAPTER

Suits all Playmaster Stereo amplifiers and others that accept crystal P.U.

Kitset \$79.00
Wired and tested \$96.00

TAPE PLAYBACK KITSET

HSR deck with parts for transistor pre-amp and circuit.

\$30.00

Post \$1.25 N.S.W., \$2.00 Interstate.

EASY TO BUILD, MI-FI QUALITY. TAPE DECKS B.S.R.

2 Track, 3 1/2 I.P.S.

\$25.50

4 Track, 3 Speed

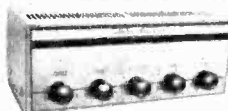
\$41.50



240v A.C. POWERED SOLID STATE STEREO

T.S.135
18 Transistor, 15-watt per channel. Inputs for Tape, Mag. P.U., Ger. P.U. Radio Aux., Freq. Range 30c to 20KC. Max Sensitivity 3 MV. Speaker matching 4 to 15 ohms.

\$78.00



A.2C. STEREO AMPLIFIER

5 WATTS PER CHANNEL.
Valve Unit, 240v A.C.
Input for Crystal and Ceramic P.U. Radio and Auxiliary.
Output for 4, 8, 15 ohms.
Cross talk better than -40db.
Sensitivity 50 MV.
\$47.50

UA 41A - 20-20

SOLID STATE STEREO

20 watts per channel. Inputs for tape, magnetic and ceramic P.U. Tuner and aux. Teak cabinet.

\$88.00



VALVE TESTER

Tests all valves, diodes, rectifiers, checking filaments, shorts, Merit on direct reading. Good-had meter. Complete with tube chart.

\$27.75

Post. N.S.W., 25c; I'state, \$1.25.

T.E. 50-99-5011

Checks. Nu Vistas. Compactrons, etc.

\$34.95

Post: N.S.W. 25c; I'state \$1.25.

G.D.O. UNITS

Post. N.S.W., 50c; I'state, 75c.
I.E. 15 Transistorised. 7 Band, 360 Kc to 270 Mags.

\$35.75

SOLID STATE VTVM

E.A. Dec.
Wired. Tested.
\$49.50

AUDIO GENERATOR

De Luxe Model TE-22D.
Freq. range, Sine 20 cps-200 KC. SQ. 20 cps-25KC. Output voltage, Sine 7V. SQ TV P-P. Output impedance 1000 ohms. Acc. 5 per cent. Distortion less than 2 per cent. 4-range attenuation, 1/1, 1/10, 1/100, 1/1K. Printed circuit. 240V A.C.

\$42.95

SIGNAL INJECTOR

Transistorised. Fountain pen-sized Unit for Signal Tracer in Radio, TV and Amplifier Service.
\$8.75. Post. 25c.

TRANSISTOR AND DIODE TESTER

E.A. August, '68.
Wired and Tested.

\$57.00

KIT SET \$48.00

A. C. E.

AMPLIFICATION

COMMUNICATION

ELECTRONIC



RADIO

636 KING STREET, NEWTOWN — 51-7008

DULWICH HILL, EARLWOOD, BUS STOPS AT DOOR, STOP No. 42
EVENINGS and WEEKENDS: "KALUA," Hilma Street, Collaroy Plateau, XW5956

TYPE A.20 HIGH POWER TRANSMITTERS

1 K.W. 2 to 20 Megs.
 Rack mounted. Fully metered.
 Complete with valves and power supply.

New condition.
 Ideal for SSB final.
 Industrial heating, welding, etc.
 Final — 4 x 813.
 Modulator 2 x 813.
 Weight approx. 10 cwt.

\$125.00

NEW VALVES

1A3	75c	6AM5	75c
1A5	75c	6AN5	\$1.25
1C5	75c	12SK7	60c
1C6	\$1.25	12SL7	\$1.25
1C7	60c	47	\$1.25
1D5	55c	76	75c
1F5	\$1.00	84/624	\$1.25
1G4	75c	723A	6.00
1H5	75c	809	\$1.75
1H4	75c	813	\$7.00
1J6	\$1.25	289B and	
1K7	60c	Socket	\$5.75
1L4	50c	866A	\$1.50
1M5	60c	954	50c
1N5	75c	956	60c
1Q5	50c	1603	50c
1S5	75c	1616	60c
1T4	\$1.00	1619	\$2.00
6AK6	75c	1629	50c
6AR6	\$1.25	1050	\$2.00
6AS7	\$2.00	9006	50c
6B6	75c	CA19	\$10.50
6BR	75c	CK1013	\$1.50
6BF6	\$1.00	CV63	75c
6CR	75c	CV66	75c
6G6	\$1.00	CV1102	75c
6G8	75c	CV1133	75c
6J6	\$1.00	CV1136	75c
6J7G	75c	EB33	75c
6J8	\$1.75	EC70	40c
6K6	75c	ECH33	\$1.50
6K7	50c	EF36	75c
6N7	75c	EF37	75c
6SA7 Metal	75c	EF39	75c
6SC7	\$1.00	EF32	40c
6SH7	40c	EF73	40c
6SJ7	95c	EL32	\$1.50
6SK7	\$1.25	EM35	\$1.00
6SN7	75c	KTW62	75c
6S5	\$1.25	6U7	75c
7C5	75c	RD27	\$1.50
7N7	75c	VR65	60c
7W7	50c	VR75/30	\$1.50
12A6	50c	VR105/30	\$1.50
12A7	\$1.00	VR150/30	\$1.50
12BE6	\$1.00	VT502	\$1.25
12CR	\$1.25	32	\$1.00
12SJ7	\$1.25	45	\$1.00
2A3	\$2.00	37	\$1.00
2C26	75c	49	\$1.00
2X2-879	80c	CL4	\$1.25
3A4	\$1.25	EMI	\$1.25
3B7	\$1.00	TZ40	\$1.00
3D6	\$1.00	6AB7	75c
5X4	80c	6C6	\$1.25
5Y4	80c	6SC7	75c
5Z4	\$1.00	7A6	75c
6AC7	75c	9006	50c
6AG5	95c	6L6	\$1.50
6AG7	\$1.00	6AK5	75c
6AJ5	50c	807	75c
6AL5	75c		

GENEMOTORS

Input	Output		
12v	600v	300mA New	\$11.00
12v	1200v	200mA	\$13.00
24v	540v	200mA New	\$4.00
24v	300v	250mA New	\$5.50
12v	275v	110mA	\$7.50

CHASSIS PUNCHES

SIZES 3/4in, 1/2in, 1/4in, 1in.
 1 1/2in with tapered
 Reamer and Carry Box.
\$5.75

Post 50c. Interstate \$1.00.

NEW POWER TRANSFORMERS

240-10V 1.3KA Auto	\$21.00
124V Doubler 300MA	\$6.75
130V Doubler 400MA	\$7.75
145V Doubler 450MA	\$9.75
150 x 150. 30 M.A.	\$3.75
225 x 225. 50 M.A.	\$4.25
193.5in C.R.O. Transformer	\$12.95
150v Doubler. 600 M.A.	\$12.75

TYPE 62 TRANSCEIVERS

2 to 10 megs. NEW
\$49.50

RELAYS

6V, 3-pole Miniature	\$1.50
12 volts. DPDT, 5 amp	\$2.00
12 volts DPDT	\$1.25
100pf TX var. condensers	\$1.00
Hi-speed Polarised relay	\$5.00
2000 ohms	\$1.25
1000 ohms	\$1.25

PADDED DYNAMIC HEADPHONES

100 ohms \$3.00
 With 50 ohm. Dyn. Mic.
\$4.50
 Post 50c.

OIL FILLED CONDENSERS

5mfd 600V	35c
2mfd 600V	65c
1mfd 600V	65c
4mfd 600V	65c
4mfd 2.5K	\$3.00
1mfd 3000V	\$1.70
5mfd 5K, 1.5K, 1.3K AC	
25 4K, 5 2 1/2K, 1 ea.	\$1.50
4mfd 3000V	\$3.50
2mfd 3000V	\$2.50
1mfd 3000V	\$2.00
1.25mfd 600V	\$4.50
1mfd. 4000v.	\$3.00
2 mfd. 2000v.	\$1.50
4 mfd. 1500v.	\$1.50
1 mfd. 1500v.	\$1.00
8 mfd. 60v.	\$1.00
1 mfd. 1000v	\$1.00

PYE

EX-TAXI RECEIVER.
 Complete All valves, speaker. Mic.
 Clean condition.
\$32.00.

NEW C.R.O. TUBES

3AP1-906 3in	\$2.75
CV112 5in	\$2.00
VCR97 6in	\$3.75
ACR10/VCR139A 3in	\$3.00
CV1522 1 3/4in	\$2.25

LIGHTING PLANTS

Johnson 1 h.p. Engine.
 12V. 30 amp. Generator.
 New condition. Tested.
\$72.00

NEW HEADPHONES

5 Ohm	\$2.25
2000 Ohm	\$2.25
4000 Ohm	\$2.50
American Lightweight	\$1.25
Lapel Crystal Mikes	\$1.25
Crystal Mikes with switch	\$1.50
Telephone Contact Pick-up	\$1.50
Units	Post 25c pair.

100 YDS HOOK-UP WIRE

10 Assorted Colours.
\$1.00
 Post 25c

TYPE 1935 V.H.F. TRANSCEIVER

100 to 155 megs. New condition.
\$29.75

BENDIX FREQUENCY METERS

New, factory fresh. Modulated
 units. With A.C. supply.
\$75.00

TRANSISTORS

2N174	\$5.00
2N422	\$4.50
2N441	\$4.00

High-powered units for 75-watt
 audio, 200-watt power units or
 transistor ignition.

2 H.P. ENGLISH

J.A.P. PETROL ENGINES.
 Tested. Perfect order
\$39.00

NEW

34ft Vertical Collapsible Antennas.
 Complete with Guys and Base
 Insulator.
\$7.75

PIONEER

Petrol. 12V. Lighting and charging
 Generator Sets.
 300W to 15V.
 Tested. Perfect order.
\$49.50

NEW

PORTABLE TRANSCEIVERS.
 38 to 60 megs. RT.76/GRC.
\$21.00
S.T.C.
F.M. TRANSCEIVERS.
 Ex-Fire Brigade
 Excellent condition.
\$32.00

MARCONI

Signal Generators.
 Laboratory Standard.
 150 K.C. to 35 Megs.
\$49.75

DUMONT 5" WIDE BRAND OSCILLOSCOPE

LABORATORY MODEL.
 Tested. New condition.

\$99.00

COSSOR - 1049 DOUBLE BEAM

\$170.00

NEW MOBILE R.F. LINEAR AMPLIFIERS

2 to 10 Megs.
 200 Watt P.E.P. 12v Power supply.
 Easily converts to other bands.
 Suitable for SSB.
 Silver. Variable. Inductance.
 Sufficient reserve power for exciter.
\$15.00

No. 19 TRANSCEIVERS

2 to 8 megs. 15 valves.
 New condition.
\$19.75


COMMUNICATIONS RECEIVERS

All air-tested. Re-aligned	
A.R. 88	\$199.00
3-BZ	\$55.00
8C New	\$90.00
A.R. 7	\$105.00
SX-28	\$175.00
B-28	\$125.00

WANTED

Communications Receivers.
 Test equipment. P.A. Gear.
 Large or small surplus stock.
 Best prices. Call, write or
 phone any time.

NEW ELECTRO- STATIC 5KV VOLT- METER \$49.00



NEW TRIO JR-200 KITSET

Dial assembled. Components
 mounted. Full instructions and circuit.
 Complete in every detail.
 Freq. 550 Kc—31 Mcs, 4 bands.
 Electrical bandspread. A.N.L.-
 B.F.O.-A.V.C.-M.V.C.-S meter
 R.F. Stage.
 7 valves.
 240v A.C. Operation.
\$95.00

Also available wired and tested.
 including matching Speaker and
 Cabinet.

\$15.00 extra

AMATEUR BAND NEWS AND NOTES

Unlicensed transmitters raided in Sydney

Early in January, New South Wales Police and officers of the Postmaster-General's Department, Radio Branch, took action against operators of unlicensed radio transmitters.

By Pierce Healy, VK2APQ*

Sydney newspapers on January 12 and 13 carried headlines and reports on raids made by police and Radio Branch officers on 13 homes in various Sydney suburbs. During the raids a number of unlicensed radio transmitters were seized.

The operation, carried out simultaneously at a number of locations within the Sydney metropolitan area, was the culmination of intensive investigation by members of the P.M.G. Radio Branch. The investigation had been intensified following complaints of interference caused to emergency radio communication links during the recent bush fires in the Blue Mountains.

Police had also investigated a report that the life of a rigger had been endangered by false information being fed to him while in radio communication with the ground crew. It is not known if the interference to the emergency communication net was intentional or if those concerned in the raid were involved in these two instances.

Those questioned in the raids were referred to as "radio hobbyists" and were said to be operating on frequencies in the 27MHz band which is set aside for industrial and such short-range commercial communication requirements.

According to the "Sydney Morning Herald": "The raids included homes in Riverwood, Sylvania Heights, Birrong, Greenacre, Cowan, Granville and Bankstown. The raiding parties used direction-finders and other equipment to locate the transmitters. P.M.G. officers had been monitoring the transmitters for some time."

Under the Wireless Telegraphy Act, a fine up to \$1,000 can be imposed on an operator who illegally uses a radio transmitter and the equipment can be forfeited. It is believed that the equipment being used was, in general, imported hand-held walkie-talkie units, which, under normal conditions and use, have a very limited range. However, due to sun-spot activity and the use of more effective aerials, much greater range can be achieved and contacts have been reported as being made in some instances with the United States, South America, New Zealand, the Arabian Gulf and other international areas.

Similar equipment is widely used in the

United States of America under what is known as Citizen Band permits. It is reported the Federal Communications Commission of the U.S.A. is concerned because of the improper use in some quarters, of this facility.

In Great Britain, the British Post Office is taking steps to prevent certain types of these units being sold to the general public, and regulations have been gazetted

legitimate use of amateur frequency allocations by licensed operators.

In a number of countries, provision is made in the national licensing regulations for various grades of licences to be issued. These are designed to assist those interested in furthering their knowledge in radio communication. Amateur radio societies, through their educational facilities, assist those with a genuine interest and desire to become licensed radio operators.

For many years in the U.S.A. there has been a system of novice licensing, and during 1968 the British Post Office announced their intention of issuing a similar form of licence.

In Australia the Wireless Institute of Australia has submitted proposals to the Postmaster-General that a novice type licence be introduced, but without success. Leaders in the W.I.A. Youth Radio Scheme have expressed an opinion that

W.I.A. POLICY—NOVICE LICENCE

- (a) Morse Code test, 5 words per minute.
 - (b) Elementary examination in Radio Theory (at a lower standard than required for the A.O.C.P.)
 - (c) Operation allowed on 3.5MHz, 27MHz and 28MHz using CW only and crystal controlled.
 - (d) Power maximum 10 watts.
 - (e) The A.O.C.P. exam must be taken by the end of 12 months, the licence not to be renewable except at the discretion of the P.M.G.'s Dept.
- Note: The 27MHz band referred to is 26.96MHz—27.23MHz.

in regard to the licensing and use of approved types of low-powered transmitting equipment.

In Australia, Radio Telegraph Regulations do allow the licensing of certain types of hand-held units on a specified frequency. Details of these regulations may be readily obtained from the P.M.G. Radio Branch in all capital cities and major country centres. Officers of the department will provide persons desirous of using such equipment with full details of the conditions under which legal operation is permitted.

However, any action taken by the authorities to curb the activities of persons who operate unlicensed transmitting equipment, can only benefit the community generally. Such action is designed to prevent possible sources of interference to public utility, broadcasting and television services. It also helps to curb activities that tend to bring discredit to members of the amateur service who, over the years, have provided substantial assistance in times of emergency and who provide educational facilities and assistance to students who wish to extend their knowledge of radio and electronics.

It should be pointed out that the use of unlicensed radio transmitters is not condoned by amateur radio societies anywhere throughout the world. Therefore, such instances at these should not be connected with amateur radio and the

the introduction of the novice licence would provide a very practical means of gaining operating skills for members of Y.R.S. clubs while they are still studying for the full licence.

The extensive present day use of radio communication and the terrific impact the advances in the field of electronics has had on the everyday life of the community must excite the interest of all age groups. Therefore it is conceivable that a review of present day attitudes to what could be termed "Push-button talk-power" would provide answers that would encourage many more to obtain licences and not resort to illegal operation that may not be in the interest of the community generally.

It should therefore be considered that the term Novice Licensee would only apply to students. While the greater number of those interested may be in the younger age group, such a licence could provide an element in adult education schemes. No doubt the authorities will fully investigate the extent to which groups of illegal operators may have been encouraged by activities in other countries and seek the co-operation of other administrations in curbing such practices.

For those wishing to continue with their transmitting activities, but in accordance with the regulations, the facilities available through the Wireless Institute of Australia will enable them to obtain their amateur licence.

* News and notes of Divisional and Club activities submitted for inclusion in these columns should be forwarded direct to Pierce Healy, 69 Taylor St., Bankstown, N.S.W., 2200.

Electronic Technicians Earn Big Money!

Why not YOU?

With training through T.T.I., you could qualify for a start in the Electronics Industry as a:

- Radio-television technician • Telecommunications technician • Instrumentation technician • Business machine technician • Automatic control technician • Industrial electronic technician—and many other skilled positions.

WILL YOU FILL THE BILL WHEN THE TIME COMES?

The "good job" you hold down today may offer less and less opportunity for advancement as Electronics increase their impact on all branches of industry.

TECHNICAL TRAINING INTERNATIONAL, a world-wide company with 30 years' experience in the field of specialised technical training, offers the latest Electronics training programmes available in Australia.

GAIN FULL PRACTICAL EXPERIENCE BY BUILDING YOUR OWN LABORATORY AT HOME. With T.T.I. training you build over 100 circuit-proving projects. In addition, you actually construct the professional test equipment illustrated here.

IF YOU ARE BETWEEN 18 AND 45 YEARS, AND EARNING LESS THAN \$80 PER WEEK . . . IF YOU ARE SERIOUSLY INTERESTED IN TRAINING FOR A CAREER IN ELECTRONICS, FILL IN THIS COUPON FOR FURTHER INFORMATION, WITHOUT OBLIGATION.



To: Technical Training International Pty. Ltd.
P.O. Box 328 Chatswood, N.S.W. 2067.
Please tell me more about T.T.I. Electronics Training, without obligation to me.






Name _____

Address _____

Age _____ Present occupation _____

T.T.I.—The industry-approved Technical Training Organisation

EA/K



WIRELESS INSTITUTE ACTIVITIES

The thirty-third Federal Convention of the Wireless Institute of Australia will be held in Canberra over Easter weekend, April 4 to 7 inclusive.

The original plan to hold the 1969 convention in Perth, Western Australia, was changed after the views of all Divisions had been expressed through the Federal Council and negotiations between Federal Executive, the New South Wales Division and the Canberra Radio Society.

Requests have been made to members of all Divisions of the Institute by the Divisional Councils, to submit details of any proposals relating to policy, administration, Region III I.A.R.U., I.T.U. and contests which they consider should be included as agenda items for the forthcoming Federal Convention.

NEW SOUTH WALES

At the January meeting of the New South Wales Division, the annual election for the office of Federal Councillor was held. Pierce Healy, VK2APO, was elected unopposed, this being his ninth consecutive year to represent New South Wales at Federal Conventions. Also at the meeting, two presentations were made. The first was to Eric Warren, who had been awarded the prize for the Best Guest Lecturer of the year. The second was the Adams Trophy, awarded to Hans Ruckert, VK2AOU, for the best article by a member of the New South Wales Division, published in the W.I.A. magazine "Amateur Radio."

Convention Weekend

The Annual Convention and Field Day of the Division has been transferred from the Australia Holiday weekend to Sunday, March 23. The change has been made this year so that those attending may have the benefit of the March weather generally milder than that experienced in the Januarys of past years.

A full program has been prepared for the weekend, which will commence with the Annual General Meeting on Friday night, March 21. It should be noted that the monthly meeting has been brought forward one week.

On Saturday afternoon, March 22, a meeting of the area officers, invited to attend by council, will be held at Wireless Institute Centre, Crow's Nest. This will be followed by the annual dinner on Saturday evening at Windsor Gardens, Chatswood.

The convention-field day will be held at the Division's transmitting station, Quarry Road, Dural, on Sunday, March 23. A resume of the program is as follows:—

9.30 a.m.-10.30 a.m.: Mobile Scramble en route to VK2WI Dural (known as the Bob Winch Memorial Scramble).

10.30 a.m.: Registration.

11 a.m.-11.30 a.m.: VK2WI Divisional news broadcast.

11.30 a.m.-12.30 p.m.: Hidden transmitter hunt. Separate transmitters on 28MHz; 52MHz; 144MHz AM; 146MHz FM bands.

12.30 p.m.-1.30 p.m.: Lunch — visitors to bring their own picnic basket.

2 p.m.-3 p.m.: "Talk Four" event around Dural using 7MHz, 52MHz and 144MHz bands. All instructions and questions will be given by radio.

3.30 p.m.-4 p.m.: Pulsed 144MHz "sniffer hunt." The transmitter will be pulsed on for one second and off for three or four seconds.

4 p.m.: Prize giving.

Attractions at Dural will include:

WICEN VHF mobile equipment clinic for out of town members. VHF Group display of amateur television including on air signals.

Display of VHF equipment.

Trade displays of amateur equipment.

Quizzes: Morse Code copying contest.

DX-type quiz.

Gents' quiz.

Ladies' quiz.

Morning and afternoon teas will be supplied.

Soft drinks and ice-creams.

809—for dehydration.

Raffles, gate prizes and lucky dips.

A small entrance fee will be charged. Come to Dural and renew acquaintances, meet old friends and participate in the art of eyeball QSO'ing.

Full details regarding the Annual Dinner may be obtained from the Administrative Secretary, Wireless Institute Centre, 14 Atchison Street, Crows Nest, 2065.

1296MHz Record

An Australian record for a two-day contact on 1296MHz was made on Sunday, January 5, 1969. The record now stands at 71 miles and was established by Dick Norman, VK2ZCF, operating portable at Shooters Hill, about 15 miles south of Oberon, in the Blue Mountains, to the west of Sydney and Bill Cox, VK2ZAC, at his home location in Narwee, a suburb of Sydney.

The equipment used by Dick, VK2ZCF, at the portable location consisted of: Antenna — ten-turn helix, one wavelength spacing and a solid metal reflector. The transmitter, a varactor multiplier with a power output of 9 watts, driven by a FM transmitter of 13W output at 432MHz. The receiver, a crystal locked converter fed into a tuneable IF channel.

The equipment at VK2ZAC's consisted of a quad-helix antenna 35ft above ground fed from a 7W output transmitter. The receiver was a crystal-locked converter ahead of a BC348 receiver.

Signal reports exchanged were: VK2ZAC was readable four, signal strength five and VK2ZCF was readable five, strength six.

Prior to this two-way contact, Dick, VK2ZCF, had on Saturday, December 28, 1968 established a 65-mile two-way contact with Barry Gerdes, VK2ZAH, at Hornsby. VK2ZCF was at that time being operated portable at Mount Gibraltar near Bowral, N.S.W. The portable equipment was the same as that described while Barry VK2ZAH was using a 4-foot dish antenna fed with 8W output from a 2C39. A crystal locked converter was used ahead of a much-modified BC348 receiver. Signal reports were: VK2ZAH readable five, strength six; and VK2ZCF, readable five, strength five.

Both these contacts were in excess of the distance of the 46.8-mile contact established in 1963.

Stations active on 1296MHz in the Sydney area are:

Bill Cox	VK2ZAC
Barry Gerdes	VK2ZAH
Dick Norman	VK2ZCF
Horrie Laphorn	VK2HL
Phil Lockley	VK2ZPT
Ross Usher	VK2ZRZ

Amateur Television

Since the article on amateur television (ATV) was prepared, further progress has been made by the enthusiastic Sydney group. Grahame Wilson, VK2ZGW/T, reports that the first two-way ATV contact has been made in Sydney between Barry Gerdes VK2ZAH/T at Hornsby Heights and Vic Barker, VK2ZVV/T at Epping, a distance of a little over eight miles.

The final amplifier of Barry's transmitter was a QEO2/5 tube giving an output of two watts on 432MHz. Vic's transmitter had an output of 30W. Both signals were quite readable, despite a little noise. Another achievement is the reception by Lance Phillips, VK2ZKP, located at Granville, of Barry's television transmissions, the distance being 13 miles and at excellent signal strength.

A sidelight to that report is that Lance's wife, who had not seen Barry for some considerable time, recognised him from the televised picture being received. Contact was maintained with VK2ZAH/T on 144MHz from VK2ZKP, while inter-carrier sound was used on the ATV transmission.

Signals from VK2ZVV/T are also being received by Lance, VK2ZKP, and Horrie Laphorne, VK2HL/T, at Artarmon.

Another member of the ATV group, Richard Carden, is building a closed-circuit system. His philosophy is that when he has the system working to perfection, TV station standards, he will then go to air. The equipment he has built to date includes cameras, sync pulse generators and electronic test signal generators.

As items such as camera equipment, vidicons and photo-multipliers are rather scarce at reasonable prices, the members of the group are interested to hear of any local sources of supply.

Those wishing to make contact with members of the New South Wales VHF and TV Group are invited to attend meetings held on the first Friday of each month at Wireless Institute Centre, 14 Atchison Street, Crow's Nest.

REGION 1 NEWS

The International Amateur Radio Union Region 1 Division, plans to hold a conference in Brussels during the week commencing May 4, 1969. Arrangements are being made by the executive committee of the Belgian national society (U.B.A.)

The conference will be held in the Hotel Metropole, Brussels. It appears certain that the World Administrative Radio Conference to be held in the latter part of 1970 or early 1971, will be discussed at the conference.

Czechoslovak Golden Jubilee

During the period from October 1 to December 15, 1968, 410 Czechoslovak amateur radio stations were authorised to use the prefix OM instead of OK. To those who made contact with any of the stations using the OM prefix, special QSL cards will be sent.

The use of the prefix was to commemorate the Golden Jubilee of the formation of Czechoslovakia as an independent State on October 28, 1918.

Algeria

A very strict embargo on the transfer of funds for the purchase of radio equipment from abroad restricts the number of licensed radio operators in Algeria. At the present time there are only 15 licensed stations. Seven are held by Algerian nationals who have been issued with the prefix 7X2, five by foreigners (7X0) and three by club stations who use the 7X2 prefix followed by three letters.

The prefix 7X3 is available for the area of the Sahara, but no licences have been issued. Five of the stations are very active on 144MHz and contacts have been made across the Mediterranean Sea to France, Italy and Spain.

Bulgaria

To help instructors in amateur radio at district radio clubs, a 15-day seminar was held in Sofia, Bulgaria, during November, 1968. The seminar was designed to improve methods of teaching the theory of electronics. Constructional practice, VHF operating contests, fox-hunting as well as the organisation, conducting and judging of competitions were among the aspects discussed. A number of practical projects were also included.

FAMOUS ACUFINE AND DIAFINE

Film developers



ACUFINE—For high resolution and finest grain. A maximum acutance, ultra fine grain film developer combining optimum quality with the highest effective speeds currently available with single solution developers. For instance ASA 125/FP3 Film is indexed at ASA 250 with Acufine development of 3½ minutes at 70 deg. temperature.

PRICE: Quart \$1.16, Gallon \$4.12. (Post Free).

DIAFINE (Two bath)—For Highest speeds and widest latitude. Usable over a wide temperature range with one developing time for all films. Fast, medium and slow films can now be developed simultaneously without adjustment in developing time. Produces greatest effective speeds as indicated by the exposure index of 200 ASA for Ilford Pan F, normally rated at 50 ASA.

PRICE: Quart \$3.52, Gallon \$9.96. (Post Free).

PENTAVIEW ZOOM EXPOSURE METER



The Meter you've been waiting for. Ultra-sensitive. View a scene area through the zoom lens 7 deg. to 14 deg. angle; turn the computer dial until meter zeros and read the exposure off the computer. Terrifically easy, wonderfully accurate. Integrates only the scene area that interests you. More science and workmanship inside than any other meter. ASA 3 to 6400 speeds. 15 Secs to 1/4000. F1.0 to F9.0. With case and battery only \$48.75 Inc. Tax.

PENTAVIEW METER

Pentaview Meter as above, but without zoom lens. Fixed angle 10 deg. With case and battery only \$39.30 Inc. Tax.

SPOTRON EXPOSURE METER

Work out exposures scientifically. Meter viewed through Pentaprism (2 Ranges). Put the selected area on the 2-deg. spot and read direct. Read high lights, shadows, mid tones. Do this at any distance, for instance, will read correct exposure on Moon's surface or stained-glass window or shadows and high lights on a city building yet simple to integrate all readings. Computer around the lens. ASA 3 to 6400. Shutter speeds 125 Secs to 1/8000. Apertures F1 to F128. In-built battery test meter. With case and pistol grip, only \$85.00 Inc. Tax.




**DORMA
ELECTRIC
FLASH**
Only \$16.95



4 Pencil
Cells 40
Joules


BERKIMPEX ENLARGER TIMER FULLY TRANSISTORISED



A transistorised timing circuit works a relay. After focusing enlarger, switch to operate. Push start button and darkroom light turns off and enlarger on. Enlarger turns off after selected period. A price breakthrough on Electronic timers. This is terrific value at only \$31.00 Inc. Tax.


MAIL ORDER • FASTEST SERVICE
DELIVERY — PROMPT AND FREE

HALOGEN LIGHTING FOR PHOTOGRAPHIC & TELEVISION STUDIOS



BROAD BEAM LAMP

A strong floodlight, 80 deg., 1000 watt, 7in Philips Quartz Iodine Halogen lamp equivalent to 4 photofloods, lasts 2000 hours at 3200 deg. K. Lamp head \$37.25. Heavy duty stand \$21.75. Lamp \$10.50. Barn door \$22.45. All prices plus Tax.



NARROW BEAM LAMP

Beam 55 deg. with 800 watt, 4-11/16" long lamp. One stop stronger than broad beam. Light and portable. Heat-insulated handle, fully tiltable. Lamp head \$29.95. Stand \$21.75. Barn doors \$13.90. G.E. lamp, 250 hours, \$13.50. Jap. Ushio lamp \$7.80. All prices plus Tax.

Send for special Brochure.

COSMICAR LENSES



f1.9 12.5mm
wide Angle



ZOOM LENS
f1.5 22-90mm

FOR CLOSED CIRCUIT
TELEVISION AND 16mm CAMERAS

- 'C' Mount • Focusing & Iris
- Top Japanese Quality

	Tax included
WIDE ANGLE f1.9 12.5mm	\$50.97
WIDE ANGLE f1.4 12.5mm	\$78.04
NORMAL ANGLE f1.9 25mm	\$24.36
NORMAL ANGLE f1.4 25mm	\$37.08
LONG FOCUS f1.9 50mm	\$38.59
LONG FOCUS f1.4 50mm	\$59.95
LONG FOCUS f1.4 75mm	\$35.48
LONG FOCUS f1.4 75mm	\$75.71
TELEPHOTO f2.8 135mm	\$64.72
ZOOM f2.8 20-55mm	\$119.63
ZOOM f1.5 22-90mm	\$323.71

ZOOM f1.5 22-90mm ALSO AVAILABLE AS A
MOTORIZED & REMOTE CONTROLLED MODEL

- Trade enquiries • Tax free quotes • Send for brochure showing full specifications.

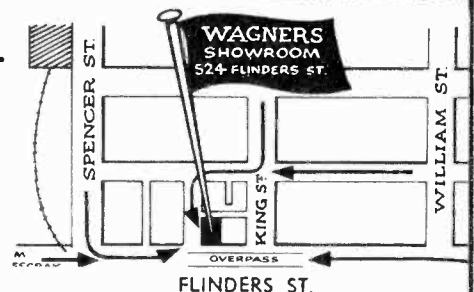
R. H. WAGNER & SONS PTY. LTD.



524 FLINDERS ST., MELB. 3000
TELEGRAMS: WAGSONS 62-3114

WAGNERS CAMERAS, 43 ELIZABETH ST.
CNR. FLINDERS LN., MELB. 62-3114

R. H. WAGNER & SONS (CHADSTONE) PTY. LTD.
SHOPPING CENTRE, CHADSTONE. 56-5814



During December, 1968, each of the 32 district radio clubs was represented by one member at a special 15-day course for fox-hunting enthusiasts, arranged by the Central Radio Club of Bulgaria in Sofia.

During the course each participant was required to build three standard combined transmitters operating on 3.5MHz and 144MHz, a set of transmitters necessary for conducting fox-hunting competitions. All the components were supplied by the C.R.C.B.

Faroe Islands

An activity contest for DX operators designed to enable points to be obtained for the various "WAQY Awards" was commenced on November 1, 1968, and will continue until April 30, 1969. It has been initiated by the F.R.A., the national amateur radio society of the Faroes. Activity covers all bands from 3.5MHz to 28MHz.

Germany

For the CW operator, an award designed to promote telegraphy activity — CW Speed Certificate — has been announced by the D.A.R.C., the national amateur radio society in Germany. The rules governing the award are as follows:

1. Available to all licensed radio amateurs and short wave listeners.
2. Transmissions are made on the first Saturday of the month (except July and August) at 1600GMT by DLOXX on approximately 3501KHz for C.W.S.C. at different speeds. Each text of three minutes' duration is transmitted at a speed of 50, 75, 100, 125, 150 and 175 letters per minute, representing a range of 10 to 35 words per minute. In each speed group, a maximum of three faults is permitted.
3. The basic certificate is issued for a speed of 10wpm with a sticker for higher speeds.
4. Further details can be obtained from Hans J. Trappenberg, DL10W, D-4018 Langenfeld, Flurstr. 36, W. Germany.

Another award is the W.D.R., available to licensed radio amateurs who can prove contact with the whole of the D.A.R.C. District "R." Further details can be obtained from Karl Tipp, DJ8CV, Wulfrath, Dusselerstr. 11, W. Germany.

NORWAY

The 40th anniversary of the N.R.R.L., the Norwegian amateur radio society, was celebrated in August, 1968. Representatives from Denmark, Faroe Islands, Finland and Sweden attended and discussed matters of mutual interest. Among the items discussed was "Amateur Radio In New And Developing Countries." Arising from the discussion the N.R.R.L. was authorised to investigate if any country in Africa is interested in receiving help from the Scandinavian societies in promoting amateur radio.

A fund instituted in 1966 by the N.R.R.L., known as "LA5LG's Hjelpefond," a fund with the object of helping handicapped persons to become radio amateurs, received a grant of \$2,100 (U.S.) from the Norwegian Government. The money is to be used for a special project in a hospital for handicapped people near Oslo.

The N.R.R.L. announced that an amateur radio station with the call sign LG5LG, has been established in the "Free State Morokulien." This state surrounds the Peace Monument on the Swedish-Norwegian border between the villages of Magnor, Norway and Eda, Sweden.

The object of the station is to raise money for the "LA5LG's Hjelpefond" fund. To receive a QSL card from the station, foreign amateur operators are required to send three I.R.C.s, together with their own card (four I.R.C.s if they require direct QSL). Three hundred of the amateur operators who have contacted the station may also achieve "Honorary Citizenship of Free State Morokulien" and share in the station. This privilege will cost \$3.50 (U.S.) or equivalent, and the donor will receive in return a certificate of citi-

zenship together with a share certificate. Application should be made to "LA5LG's Hjelpefond," C/O N.R.R.R.L., P.O. Box 21, Refstad, Oslo, 5, Norway.

United Kingdom

The first formal recognition by an international professional body in recent times of the work of a United Kingdom radio amateur, was made during the closing session of the 16th International Communications Conference in Genoa, Italy, by the president of the Italian Ministers' Council.

The award, The Christoforo Colombo Prize for Radio Amateurs in the Technical Section for 1968, was made to Charles E. Newton, G2FKZ.

The citation reads as follows:

"For careful work carried out during the International Geophysical Year, for the study of the phenomenon of radio electrical propagation in the presence of aurora borealis and for the scientific work presented to high-level congresses, which are a clear mark that the radio amateur's work has already reached high scientific importance."

Reports from Abroad

FIVE BAND DXCC AWARD.

On January 1, 1969, a new challenge for DX-minded operators came into being. This was the inauguration of the A.R.R.L. Five Band DX Century Club Award.

Only contacts made on or after that date will count towards this new DX achievement. To be eligible for the award an applicant must submit confirmation of at least 100 countries in each of five bands. Full details of the award were published in the A.R.R.L. publication "QST," October, 1968.

PROJECT MOONRAY

Proposals to have placed on the surface of the Moon a small five-pound lunar

amateur translator package are being investigated in the United States. If the authorities agree, it is hoped that the package would be carried on the third Lunar Module (LM-3). The astronaut responsible would level, aim and turn on the Moonray translator for what could well be the first amateur Moon to Earth contact.

Moonray bulletins and progress reports are broadcast on 14.09MHz on the first Monday of each month 2300-2330GMT using the call sign K2SS. The transmissions are made by radioteletype, followed at 2330GMT by a single-sideband transmission lasting half an hour.

Fuller details of Project Moonray can be obtained from Nicholas K. Marshall, P.O. Box T, Syosset, Long Island, New York, 11791.

SLOW-SCAN TELEVISION

Last month's notes gave details of amateur TV activity and brief mention was made of slow-scan technique now permitted in the U.S.A. and Europe.

News has just come to hand recording the first two-way transatlantic exchange of slow-scan amateur television pictures on June 24, 1968. The contact was between Art Backman, SM0BUO, of Stockholm, and Syd Horne, VE3EGO, of Ottawa, using a frequency of 14.18MHz.

Regular picture transmissions are planned by VE3EGO on 80-, 20- and 15-metre band.

The following frequencies have been allocated to Swedish amateurs for slow-scan amateur television work: 3.6MHz to 3.8MHz; 7050KHz to 7100KHz; 14100KHz to 14350KHz; 21000KHz to 21450KHz and 28100KHz to 29700KHz. These Swedish allocations are valid until June 30, 1969.

Canadian allocations valid until March 31st, 1969 are: 3725KHz to 3750KHz; 7150KHz to 7175KHz; 14175KHz to 14350KHz; 21100KHz to 21450KHz and 28100KHz to 29700KHz.

BRIGHT STAR CRYSTALS

PREFERRED BY LEADING MANUFACTURERS
THROUGHOUT THE COUNTRY FOR —

ACCURACY - STABILITY - ACTIVITY - OUTPUT



All types of Crystals Available
Such as DC11, FT 243 HC6U CRA
B7G, HC18U, ETC.
TOLERANCES: .0015%, .002%,
.003%, .005% ETC.

Consult us for Crystals for any Mobile Radio.
Prices depend on tolerance and frequency
required.

DISCOUNT FOR QUANTITY ORDERS

Established 36 Years



AMATEUR AIRCRAFT and ULTRASONIC CRYSTALS also AVAILABLE

Our new Factory employing the most modern equipment
allows us to offer you PROMPT DELIVERY for all your
CRYSTAL requirements.

DEVOTED EXCLUSIVELY TO THE MANUFACTURE OF

PIEZO ELECTRIC CRYSTALS

Contractors to Federal and State Government Departments

REPRESENTATIVES AUSTRALIA AND NEW ZEALAND: Messrs. CARREL & CARREL
BOX 2102, AUCKLAND.

MESSRS ATKINS (W.A.) LTD.,

894 Hay Street, PERTH.

MESSRS. A. E. HAROLD PTY. LTD.,

123-125 Charlotte Street, BRISBANE.

MESSRS LAWRENCE & HANSEN

ELECTRICAL (VIC.) PTY. LTD.,

34 Brisbane Street, HOBART.

and 29 St. John Street,

LAUNCESTON, TASMANIA.

BRIGHT STAR RADIO

546-5076

LOT 6 EILEEN ROAD, CLAYTON, VICTORIA

546-5076

NEW R H 1969


(RADIO HOUSE)

RANGE OF

MULTIMETERS

MODEL RH-50

Modern Design, 33 Micro-Amp Meter.
30,000 Ohms per Volt DC.
13,000 Ohms per Volt AC.
1 per cent Multipliers and Shunts used.
Printed circuit.
Clear Scale, rugged, moulded case.



Price \$31

SPECIFICATIONS:

DC VOLTAGES: 0-0.25-1-2.5-10-25-100-250-500-1,000 V at 30,000 ohms per volt.

AC VOLTAGES: 0-2.5-10-25-100-250-500-1,000 V at 15,000 ohms per volt.

DC CURRENTS: 0.05-5-50-599 mA, 9-12 A.

Resistance: 0-60K-6M-60M (350, 35K, 350K at mid-scale).

Decibels: Minus 20 to plus 56 dB (0 dB equals 1 mW, 600 ohms).

Audio Out: Capacitor in series with AC Volt ranges.

Short Test: Internal buzzer.

With leather case, \$38. Postage 50c to \$1 extra.

Accessory: 1 pr. heavy test leads.

Batteries: 1 (1.5V), 1 (15V).

Size 3 5/16in x 6 5/16in x 2 1/4in.

Weight: 1.4lb approx.

MODEL RH-70



30,000 Ohms per Volt DC
10,000 Ohms per Volt AC

Specifications:

DC Volts. 0.5, 2.5, 10, 50, 250, 500, 1000 V

AC Volts. 10, 50, 250, 500, 1000 V

DC Current. 50 uA, 5 mA, 50 mA, 500mA

Resistance: 7 kΩ, 70 kΩ, 700 kΩ, 7 MegΩ

Decibels. -10 +62 db

Accuracy. DC±3%, AC±4% (of full scale)

Batteries. Two 1.5 V dry cells. Size AA, "Eveready" 915

● Overload-protected by dual silicon diodes. ● Mirror scale.

\$22.50 Postage 50c.

NEW POCKET SIZE MULTITESTER

LIMITED STOCKS

Latest model multimeter YT67 now costs only \$8, measures up to 100,000 ohms and continuity.

DC volts 0-15, 0-150, 0-1000.

AC volts 0-15, 0-150, 0-1000.

DC current 150 MA.

1,000 ohms per volt, sensitive and clear scale for accuracy. Posted \$8.50 anywhere, with test leads and internal battery complete, ready to use. Size 3 1/2 in x 2 1/4 in.



MODEL RH-65

30,000 Ohms per Volt DC
14,000 Ohms per Volt AC

SPECIFICATIONS:

*DC Volts: 0.6, 3V, 12V, 60V, 300V, 1200V (30,000 ohms/V).

*AC Volts: 12V, 60V, 300V, 1200V (14,000 ohms/V).

*DC Current: 60 A, 12mA, 300mA.


*Resistance: 10K ohm, 1Meg ohm, 10Meg ohm.

*Decibels: -10db +23db.

*Meter Sensitivity: 23 A.

● Overload-protected by dual silicon diodes. ● Mirror scale.

\$20.00 Postage 50c.



MODEL RH-60

50,000 Ohms per Volt DC
10,000 Ohms per Volt AC

Specifications:

DC Volts: 0.25, 2.5, 10, 50, 250, 500, 1000 V

AC Volts. 10, 50, 250, 500, 1000 V

DC Current. 25 uA, 5 mA, 50 mA, 500 mA

Resistance: 10 kΩ, 100 kΩ, 1 MegΩ, 10 MegΩ

Decibels. -10 +62 db

Accuracy: DC±3%, AC±4% (of full scale)

Batteries. Two 1.5 V dry cells. Size AA, "Eveready" 915

● Overload-protected by dual silicon diodes. ● Mirror scale.

\$25.00 Postage 50c.



NOTICE

The 6-8 Royal Arcade address will close down in June 69 during the re-building of the Arcade.

RADIO HOUSE PTY. LTD.

306-308 PITT STREET: 6 ROYAL ARCADE & 760 GEORGE STREET, SYDNEY

This achievement improved upon the December, 1959, record when Copthorn McDonald, WA2BCW, transmitted slow-scan pictures across the Atlantic to be received in the United Kingdom.

The United States Federal Communications Commission adopted new rules permitting slow-scan television in portions of the amateur bands, 3.5MHz and above. The segments chosen are those which after November 22, 1968, were restricted to holders of Advanced and Extra Class licences.

On bands below 50MHz the bandwidth will be limited to that occupied by a single-sideband voice transmission and above 50MHz to that of a double-sideband voice transmission.

MOONBOUNCE CONTACT

Between 0650 hours and 0710 hours GMT on September 9th, 1968 the first two-way 144MHz contact was made between Sweden and the United States of America. The stations making the contact were SM7BAE and K6MYC. SM7BAE reported that the signals from K6MYC were audible for twenty minutes. A second contact took place two days later.

RTTY BROADCASTS

At 2030 hours GMT every Friday evening PA0AA, the V.E.R.O.N. headquarters station, transmits an RTTY broadcast in English for 30 minutes on 3.6MHz and 14.1MHz. Reports and print copy should be sent to the organiser, Piet van Weerlee, PA0YZ, Julianalan 62, Veerhout, Holland.

MAURITIUS

In Mauritius there are 22 amateur stations licensed by the Telecommunications Department. Only one class of licence is issued and this requires a Morse code speed of 12 words per minute. The lower age limit is 14 years and licences are issued on an annual renewal basis. Third party traffic is not permitted.

Amateur television, mobile, and maritime mobile operation is authorised on application to the Telecommunications Department. Frequency bands available are 1800KHz-2000KHz; 3500KHz-3800KHz; 7000KHz-7300KHz; 14000KHz-14350KHz; 21.0MHz-21.45MHz; 28.0MHz-30.0MHz and on request 144MHz-146MHz. The power limit is 150 watts.

The official address of the Mauritius Amateur Radio Society (M.A.R.S.) is P.O. Box 14, Curepipe, Mauritius.

JAMBOREE-ON-THE-AIR

The centre pages of an English magazine, which did not have the title given, but which was obviously a Scouting group's publication, was received recently. The article told the story of how interest was stimulated in amateur radio among a group of Ranger Guides, and bore the heading—"GB3CRG calls VK2YA."

The story, by Mrs G. H. Arnold, a Ranger Guide, relates how while on holidays in Austria in June, 1967, with her husband they met Rex Black, VK2YA, at that time Federal Co-ordinator of the Wireless Institute of Australia Youth Radio Scheme, who was touring England and Europe. Their mutual interest in youth work resulted in discussions on the interest that amateur radio could provide to Scouting and Guiding.

On returning home, Mrs Arnold followed up ideas formulated from the discussions and the Canterbury Ranger Guides became interested in amateur radio. A local Army group arranged Morse code and voice procedure instruction classes. Radio amateurs in and around Canterbury assisted in the project. The Ranger Guides group affiliated with the Radio Society of Great Britain and the W.I.A. Youth Radio Scheme.

The climax to their work was their participation in the 1968 Jamboree-on-the-Air. With the assistance of the University Radio Club, the Simon Langton Boys' School and other amateurs in Canterbury, the Canterbury Ranger Guides had three stations operating during the whole 48 hours of the event. The G.P.O. issued a special call sign for the Jamboree weekend — GB3CRG (Great Britain 3 Canterbury Ranger Guides).

A total of 120 different stations was

contacted during the weekend. They were not successful in making contact with VK2YA in Australia, but they had an enjoyable weekend.

Several of the Rangers are studying for the Amateur Operators examination and the group is looking forward to the time when they will have their own amateur radio station.

CHRISTMAS ISLAND

To those who have difficulty with the wire loops of a Quad antenna breaking, here is a tip from Don Reed, VK9DR, on Christmas Island in the Indian Ocean. Don reports that they have not had a broken wire in three years and do not expect to ever have one. By using 14-gauge copper wire with a small loop at

each corner and attaching the wire to the bamboo spreaders with a couple of inches of nylon fishing line, the nylon line takes all the movement strains.

Here is another tip for a three-element Quad. The formula for using 50-ohm co-axial feed line is $98/f(\text{MHz})$, therefore the two bays may be set closer together, say 4ft apart, 3ft 6in being optimum for 28MHz. The bamboo spreaders are then bent at the top with a bend of about 18 inches. This will give a spacing of 7ft, which is optimum for 14MHz; the 21MHz lies between the two with a spacing of 4ft 6in.

Don says it works out fine and may be of interest to the mainlanders to whom he sends his 73.

W.I.A. YOUTH RADIO SCHEME

The management committee of the New South Wales Division, Youth Radio Club Scheme, is very grateful for the generous assistance given by Mullard-Australia Pty. Ltd. in producing the Information Manual of the W.I.A. Y.R.C.S.

The Manual, containing 25 pages, gives details of the origin, objectives and administration of the scheme, information on awards, examinations and points on starting a club that would be of assistance to club leaders and persons wishing to join the scheme.

Copies of the Information Manual may be obtained from the Secretary, W.I.A. Y.R.C.S., N.S.W. Division, who is Mr J. Flynn, 30 Sharp Street, Belmore, 2192.

Plans are being formulated for the issue of a series of certificates in three grades for short wave listeners. These certificates will require the applicant to attain a proficiency standard equal to that required for the regular technical certificates already being awarded to successful students.


Youth Radio Club Scheme broadcasts

are made from the Wireless Institute Centre, Crows Nest, on the third Friday of each month at 7 p.m., EST. The frequency used is 3595KHz and the call sign VK2AWI. This broadcast is directed to members generally and call-backs are invited from any Club station or interested amateur operator.

Penrith High School

Since returning from his overseas tour early in 1968, Rex Black, VK2YA has been stationed at the Penrith High School. During the past 12 months Rex had organised a very keen group of boys in the school radio club. The club now has the call sign VK2AVV and should be on the air by the time these notes are published. Two of the students of the Penrith High School Radio Club who left school are now employed in the electronics field. One is employed in radio and TV servicing and the other is an electronics apprentice in the Royal Australian Navy.

Rex also passed on news of some of his students of earlier years, who are now



ELECTROLUBE FREEZER

The safer way to faster fault finding

For isolating faults in transistors, diodes and other semi-conductors, finding dry joints and bad contacts. Protecting heat sensitive components whilst soldering. Checking thermostats and thermal cut-outs etc. ELECTROLUBE is NON-TOXIC and will not effect any plastics rubbers or paints.

AVAILABLE FROM LEADING ELECTRICAL WHOLESALERS

RFA

RICHARD FOOT (Australia) PTY. LTD.
63 Hume St., Crows Nest, N.S.W. Tel. 43-0326.

Yaesu-Musen SSB Amateur Transceivers



SIDEBAND ELECTRONICS ENGINEERING offers you the largest stock and selection of imported amateur transmitting equipment in Australia. In addition to the units illustrated above other YAESU-MUSEN are available, also SWAN and GALAXY transceivers, HY-GAIN and MOSLEY tri-band beams, NEWTRONICS all-band verticals, WEBSTER AND MARK mobile whips, ACITRON mobile DC power supplies, all at the lowest possible prices. The following prices are net, cash Springwood, N.S.W., no discounts, sales tax included.

GALAXY V Mk. III, the smallest SSB powerhouse, all-band transceiver, \$525. SWAN SW 350C, \$525. SWAN SW 500C, \$650. YAESU-MUSEN transceiver model FT-DX400 with FV-400 external second VFO, \$650. FT-DX-100 transceiver, \$525. FL-DX-2000 linear, \$250. FT-200 transceiver, \$375. FL-DX-400 transmitter, \$375. FR-DX-400 receiver, \$375. HY-GAIN TH6DXX tri-band masterbeam \$200. HY-GAIN TH3JR junior beam, \$105. MOSLEY TA33JR beam, \$98. MOSLEY MP-33 beam, \$125.

CDR HAM-M heavy duty antenna rotator, \$180. CDR AR-22 rotator, \$60. Both with 230V AC indicator-control units.

NEWTRONICS Hustler 4-BTV vertical, 10 to 40 metres, \$55.

WEBSTER Bandspanner all-band 10 to 80 metres mobile whip, with swivel mount and spring, \$55. MARK 40 metre helical whip, \$16. MARK tri-band helical whip, 10-15-20 metres, \$27.50. Swivel mount and spring for the helical whips, \$12.50.

German W-3-DZZ all-band inverted V dipole, 110 feet total span, set of traps and centre-feed balun, \$25.

ACITRON 12V DC mobile power supply, tested at half a kilowatt DC output, tapped for 250, 275 and 325 Volts and 800 Volts Output, \$105.

SIDEBAND ELECTRONICS ENGINEERING

33 PLATEAU ROAD, POSTBOX 23 SPRINGWOOD, N.S.W. 2777.

TELEPHONE (STD 047) 511-394

CITY OFFICE & SHOWROOM, by appointment only, 145A George Street, near Circular Quay, Sydney. Telephone 27-5885

following electronics careers. Those mentioned were: Greg Dunn, from Kingsgrove High School, the only Youth Radio Scheme member to gain the Y.R.S. Senior Certificate, has just finished his first year with the Department of Civil Aviation, coming second in the radio school course; Greg Waller also from Kingsgrove High School has completed his first year as an Overseas Telecommunications Commission technical trainee; John Thyrd and Bruce Lewis, both from Kingsgrove North High School have completed two years with the Department of Civil Aviation successfully; Roger Adams, Canterbury High School, has gained his Bachelor of Engineering (Elect.) Degree at the University of New South Wales. Roger has his Amateur Operator's Limited Certificate of Proficiency, and gained his interest in electronics as a member of a Y.R.S. school radio club.

Westlakes Radio Club

The Westlakes Radio Club commenced its activities for 1969 at the beginning of February. Classes for the P.M.G. Amateur Operator's Certificate of Proficiency are scheduled for each Wednesday evening. Junior and elementary Youth Radio Scheme classes will be held each Saturday.

Full details of the club's activities can be obtained by writing to the Secretary, P.O. Box 1, Teralba, N.S.W. 2284.

Bruce Morley, secretary of the club, has at last received his call sign and can now be heard on the air signing VK2ZNB. His first contact was on 146MHz FM when operating mobile, with VK2AJY at Toukley only a few miles away. His next was from a portable location near the club, when he made contact with VK1ACA operating portable near Canberra, a distance of 228 miles. This constitutes a record for operators in the Newcastle area. Congratulations to Bruce for such a fine debut as a VHF operator.

Another two members of the club have gained Youth Radio Club Scheme certificates. They are Robert Day of Booragul, who was successful in the January examination for the Junior Certificate, and Allen Legge, a foundation member of the club and former Booragul High School Club member, who has won the eighth Radio Telephony Operator's award issued by the Y.R.C.S. The certificate was issued as a result of Allen's good operating record established with the club's equipment.

Maitland Radio Club

Hon. Allen Fairhall, Minister for Defence, officially opened the new club rooms of the Maitland Radio Club on Saturday afternoon, February 1. In doing so he paid tribute to the achievements of the club during a relatively short period. He also pointed out the growing need for more technically trained personnel in the field of electronics. In congratulating members on the progress made, he said that clubs such as the Maitland Radio Club are promoting interest in the field of electronics and are helping the community in general by introducing young people in particular to the ranks of amateur radio.

The Minister, a patron of the club, spoke briefly of some of his own experiences on the air as VK2KB, adding that amateur radio operators come from all walks of life.

The Mayor of Maitland, Alderman W. J. Harvey, welcomed the ninety visitors to the opening ceremony which was held at the club's headquarters in Maize Street, East Maitland.

Other speakers included the club president, Kev Watson VK2ZKW, club patron, Dr R. H. K. McKerihan, and New South Wales State Supervisor of the Wireless Institute Youth Radio Club Scheme, David Jeanes, VK2BSJ, who also represented the president of the N.S.W. Division W.I.A.

Guests included, officer in charge of Maitland Police Station, Sergeant C. V.

Cahill, representing officer in charge of Maitland Police Sub-District, Inspector G. Godfrey; Alderman and Mrs N. Uni-comb; Federal Co-ordinator W.I.A. Y.R.C.S., Jim Webster, VK2ZCW; N.S.W. Secretary Y.R.C.S., Jack Flynn; retiring Queensland State supervisor Y.R.C.S., Danny Dwyer, VK4ZDD; District Radio Inspector, Frank Hinks, representing the Superintendent Radio Branch, P.M.G. Department; President Muswellbrook Radio Club, Les Baber, VK2RJ; Westlakes Radio Club secretary, Bruce Morley, VK2ZNB; President of the Hunter Branch, W.I.A. Rodney Prout, VK2CN; Mr H. Smith, Maitland R.S.L.; Mr A. Hasselmon, East Maitland Rotary Club; Mr J. Smith, Hunter Valley County Council; Boy Scouts District Commissioner, Frank Gerard and Ron Miller.

The afternoon proceedings were chaired by Bill Plant, VK2AMM, Maitland Radio Club public relations officer.

After the opening ceremony the visitors inspected the club's installations and viewed the sound-colour film "The Maitland Radio Club Story" depicting the history of the club.

A visitor to the club in recent weeks was the president of the Ipswich Radio club, George Lloyd, VK4ZLG.

Club members were pleased to learn that they now have over 600 books and magazines to choose from in the library. The job of installing shelves to house the books will commence during the next few weeks.

Recent achievements by members: Philip Lawrence, holder of the Elementary and Junior Y.R.C.S. certificates, has completed a mains operated receiver covering the broadcast and short wave bands; Ken James has received the one hundredth Junior Certificate issued by the Y.R.C.S., gaining a Credit Pass. He was also awarded three technical books for his achievement. More than 40 certificates have been issued by the Y.R.C.S. to members of the Maitland Radio Club since its formation.

The first two members to gain their amateur licences following their participation in the clubs A.O.C.P. classes have received their call signs. Allen Counsel, VK2ZFH, has constructed a transmitter for the 52MHz band and has been working interstate stations. Ray Johnson VK2ZVR, principal of the Maitland Technical College, is constructing equipment and expects to be on the air soon.

Members who attended the first class in 1969 were treated to a screening of the film "The Power of Progress" lent by the Shortland County Council. This is a promotional film for the Newcastle Lake Macquarie and Hunter Valley, region.

All enquiries regarding club membership fees and club activities should be directed to the Secretary, Maitland Radio Club, Box 54 P.O., East Maitland, 2323.

Notes and Errata

KEYLESS ORGAN (January, 1969):

A .01uF capacitor connected between the wiper of the volume control and the base of T4 has been omitted from the circuit diagram on page 41. The wiring diagram is correct.

PLAYMASTER 117 GUITAR AMPLIFIER, July 1967.

A link between the junction of the 470pF and .0022uF capacitors and the grid (pin 7) of the 12AY7 was omitted from the wiring diagram on page 55.

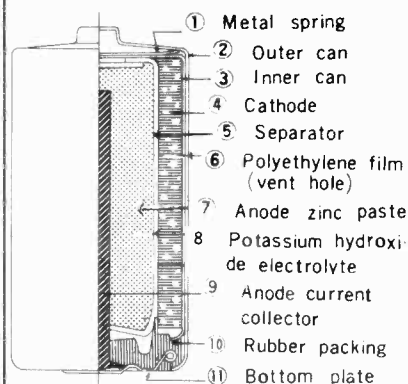
10 PLUS 10 STEREO AMPLIFIER,

NOVEMBER, 1968. The parts list shows 2 x 200uF/15VW capacitors; this should read 2 x 250uF/15VW to agree with the circuit and wiring diagrams. In fact, either value would be satisfactory.

up to ten times longer life



MAXELL Alkaline Dry Cell — this unique new design concept features high capacity and durability that surpasses the performance of the world's top dry cell batteries. The construction of the Maxell Alkaline Dry Cell differs greatly from conventional types of carbon ZINC cells. However, the Maxell Alkaline cells can be used where you normally use a carbon ZINC cell. MAXELL ALKALINE CELLS are especially suitable where there is a demand for increased current, combined with durability and little voltage drop. Even near the end of the cell life the discharge capacity is large and stabilized.



Exclusive new construction minimises leakage. Double cans are used and rubber sealing with the unique spring safety device. (see diagram)

Interior drying is prevented by hermetic sealing, therefore long storage periods are possible (over two years). Even then Maxell Alkaline cells are in the same condition as when they left the production line. These cells will withstand severe temperature changes. Rigid tests have shown extremely stabilized capacities from the low temperature of -4F to the high temperature of 150F at which temperatures dry cells would fail to operate satisfactorily.

Prices:

AM1	75c
AM2	50c
AM3	40c

Trade enquiries to
TASMANEX PTY. LTD.
17 Parker Street SYDNEY 2000


stocktaking clearance



TOHO 4 TRANSISTOR TAPE RECORDER complete with microphone, reels and Tape. Needs some adjustment.
Price \$12.50 Post \$1.00




MEMO CORD, complete with accessories. Requires some adjustment.
Price \$20.00. Post \$1.00




TOHO 6 TRANSISTOR TAPE RECORDER, complete with remote microphone, reels and Tape. Needs adjustment.
Price \$20.00. Post \$1.00


DYNAMIC MICROPHONES, High Impedance. Suitable for Tape Recorders. Frequency response 60-12000 only \$5.00 each. Post 25 cents.



MECCA 4 TRACK CAR STEREO, 4 watts per channel with 4 ohm output. Brand new.
Price \$65.00. Post \$1.50



BELTEK 4 TRACK CAR STEREO, Brand new. 2.5W per channel.
Price \$45.00. Post \$1.50



TOGGLE SWITCHES with on/off Indicator Plates for only 40 cents each or \$4.00 per dozen.


BUILD YOUR OWN RADIO . . . Transistor Radio Cabinets with 4-band Dial Scale. Many other Cabinets of all sizes available. Prices from \$2.50 plus Postage.

INDICATOR LIGHT (square type) bracket, 25c each or \$2.50 dozen. Colours: Red, Yellow, Blue and Green.

PLUGS to suit 9-pin valve sockets. Only 40 cents each.



FUSE HOLDER, Chassis mounting type for only 25c each or \$2.50 per dozen.



NEAT STUDIO PICK-UP ARMS including magnetic cartridges, mono or Stereo. Model GA-4, Model GA-6, Model GA-7, Model GA-11. From \$20.00. Tax included.



HI-TAKE COMPACT CASSETTE TAPE PLAYERS, Ready to Play. Batteries supplied. Only \$15.00 each. Post \$1.00

ELECTROLYTIC CONDENSERS, 5000 mfd, 20WV with mounting brackets. Upright mounting. Height, 2 3/8 in. diameter 1 3/8 in for only \$1.80 each. Tax included. OR \$18.00 per dozen.

RESISTORS, High Stability. Tolerance between 1 p.c. and 5 p.c. 1/2W, 1W, 2W, from 30 to 50K. Bag of 100 only \$6.00. Post 20 cents.

LUG STRIPS, Bag of 100 Assorted, 7, 5, 4, 3 lugs. \$2.00.

RECORD CHANGER COVERS made from Perspex, grey smoke colour. Usually sold \$17.50. Only \$10.00 each.

We have large stocks of Spare Parts for all makes of Japanese Transistor Radios, Tape Recorders, Amplifiers etc. If special parts are required for Servicing any Japanese make of Transistor Radio, please send us a sample of the faulty part and we will supply the part or an equal substitute. We also repair all makes of Radios, Tape Recorders, Hi-Fi equipment, Transceivers, Transistorised TV's, etc.

Olims Trading Co. Pty. Limited

A DIVISION OF OLIMS CONSOLIDATED LTD.

26 RICKETTY STREET, MASCOT, N.S.W. 2020

PHONE: 67 6011

ARCTIC EXPEDITION KEEPS IN TOUCH



A Plessey PR155 LF/MF/HF radio receiver is providing a key link in the chain of communications with the British Arctic Expedition now on its 3,500-mile trek across the Arctic Ocean.


The PR155 was first located at Point Barrow in Alaska. When the party was about 500 miles along its way, the radio link was moved to T3, an American research station located on an ice island near Canada's Elizabeth Islands group. The PR155 not only receives signals from the ice trekkers, but also from the Cove Radio Station, situated at the famous Royal Aircraft Establishment at Farnborough in England, a distance of 8,000 miles.

It has been an excellent test for the PR155 and its reliability in this case has backed up its manufacturer's claims that it was capable of operating over the widest range of

frequencies at the moment proving to be close to 14MHz.

Five amateur radio stations in U.K. are providing a back up service for the official communication arrangements, including the R.A.F. Amateur Radio Society station. The call-sign allotted is G7AE. All stations in the link-up have been authorised to use frequencies outside the amateur bands.

The main transmissions for the expedition are the daily weather observations. The expedition makes four observations each day, but only one transmission. This, in turn, is relayed through normal channels, from the member of the link-up to



The Plessey PR 155 radio receiver.

temperatures and humidities. The PR155 has already been exported to 25 countries, and proved itself in tropical climates.

The PR155 provides reception of SSB, DSB, CW and MCW signals over the range 15KHz to 30.1MHz, and can be rapidly tuned to any frequency.

Scientists at the Royal Aircraft Establishment in U.K. regard the expedition as an opportunity of learning more of the propagation characteristics of HF signals from northern latitudes. Their Cove Radio Station is using a 3KW linear amplifier with a beam aerial consisting of horizontal sloping vees with selectable steering in azimuth in 20 degree steps. This gives, typically, 10dB gain over a dipole on the frequencies in use. These range from 8 to 23MHz, with optimum fre-

all meteorological services in the northern hemisphere.

An aircraft rescue beacon is also being carried by the sledge party. This transmits on both the UHF and VHF distress frequencies. Recently, when the party wintered down, it was dropped two small HF receivers made specially for receiving time and meteorological transmissions.

The 3,500-mile journey from Pt. Barrow, in Alaska, to Spitsbergen, Norway, is expected to take 16 months in all. The party expects to complete the trip in May or June this year. Sponsored by Britain's National Geographic Society, the expedition is primarily for scientific observations. The expedition is using eight sledge boats which can be pulled by dogs on land or converted into boats when necessary. ■

UNITED TRADE SALES

PTY. LTD.

SPECIAL

6 only Marconi Video osc. spec. in Jan. 69. Electronics \$90 plus Freight.

MILLER TRANSISTORISED IF STRIPS:
455 Kc Selectivity 5 Kc at 6 db down.
Power 6 Volts 2mA gain 50 db.
Price: \$9.70, plus postage.

STAR ST700 SSB AMATEUR BAND TRANSMITTER

3.4-29.7 Mhz in 7 Bands. 455 KHz Mechanical Filter for SSB. 250W PEP. VOX. PTT. ALC. Internal Sidetone Osc. for CW. 30 KHz per turn Tuning Rate. Selectable USB/LSB. Break in Keying for CW (no relay chatter or clipped CW). SR 700A and ST 700 Combine for Transceive Operation while still maintaining separate Trans-Rec. Facilities. ST700—\$519.50.

STAR 700A SSB AMATEUR BAND RECEIVER

3.4-29.7 Mhz in 7 Bands. Triple Conversion. Xtal Locked 1st and 3rd Oscillators. Selectable USB/LSB. Variable Threshold Noise Limiter. Selectivity 0.5, 1.2, 2.4, 4.0 KHz at 6db. 1 KHz direct dial read-out. Sensitivity 0.5 uV for 6dbS/Noise on SSB. 30 KHz per turn. Tuning Rate. SR 700A—\$461.50.

NEW PIANO KEY SWITCHES

5 KEY. Special at \$1.00 ea.

CAPACITORS

80 for \$2 in Poly Packed Bags. Mixed values only.

VALVES

6J6 30c ea. 815 70c ea. 807 70c ea. 6AC7 20c ea. or 12 for \$2. 6C4 50c ea. 1K7 20c ea. Q5150/15 50c ea. VR150/30 75c ea. or 3 for \$2. 6AM6 50c ea. Q82/250 Philips (813). New in sealed cartons. Current manufacture. \$7 ea.

COMPLETE RANGE OF METERS.

P25's 2 1/4 sq.

100uA .. \$6.95	1mA .. \$4.50
500uA .. \$5.25	50mA .. \$4.50
10mA .. \$4.50	5meter .. \$5.25

MULTIMETERS. 200H, 20K ohms per volt. \$11.25, Inc. tax. CT 500 20K ohms per volt. \$15 Inc. tax. CT 330, 20,000 ohms per volt. \$17.25.

RESISTORS. Mixed Values only in Bags: \$2 per 100, or 50 for \$1.

3,000 Type Relays. New stocks. 50c each Plus postage.

TRANSISTOR V.H.F. CONVERTER

Tunable 108-136 Mhz Aircraft Band IF-600Kc to 1000Kc. No connecting wires needed. 9V Battery, self contained. Just place alongside your broadcast radio. Price only \$14.40, plus 45c postage.

WANTED BUY:

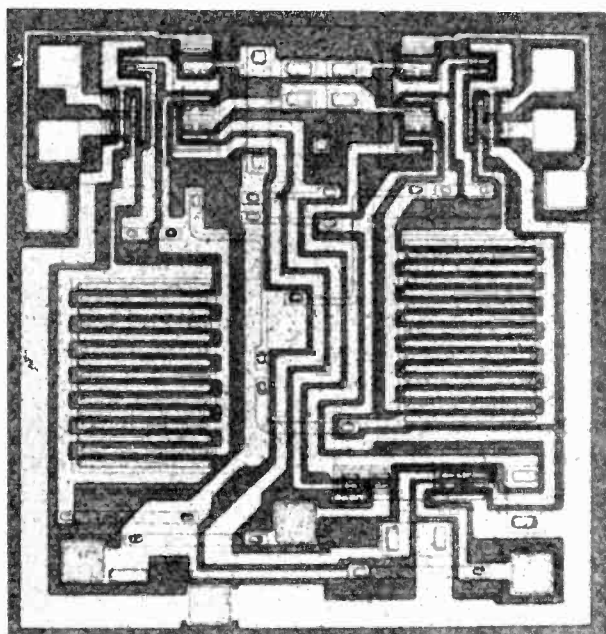
RECEIVERS, TRANSMITTERS, TEST EQUIPMENT

All prices subject to alteration without notice. All Items plus postage.

UNITED TRADE SALES

PTY. LTD.

280 LONSDALE STREET,
Melbourne. Phone 663-3815
Opposite Myers



you're in fast company with MECL II Integrated Circuits!

The impressive speed credentials of Motorola's new MECL II integrated circuit logic are well represented by the ultra-fast 120 MHz (typ) J-K Flip-Flop and the high speed MC 1023L clock driver.

	Min.	Max.	Unit	Price
MC 1027L J-K FLIP-FLOP				\$9.33
Toggle Frequency	120	—	MHz	
DC Fan-out	25	—	—	
MC 1013L J-K FLIP-FLOP				\$3.83
Toggle Frequency	70	—	MHz	
DC Fan-out	25	—	—	
MC 1023L CLOCK DRIVER				\$9.33
Propagation Delay		2.0	ns	
DC Fan-out		25	—	
MC 1004L DUAL 4 INPUT GATE				\$2.11
Propagation Delay		4.0	ns	
DC Fan-out		25	—	

These circuits command the attention of any designer who needs SPEED in his design. And, you can count on the entire line of multifunction MECL II circuits to deliver state-of-the-art performance for fastest overall system operation. And, if you're already designing with MECL I circuits, you'll find these new MECL II types fit right in your present designs — with identical logic levels and power supply requirements. (They are compatible with the 1.0 ns MECL III logic which we have just released, too.) If your design doesn't require highest speed, ask about our other digital integrated logic families . . . MTTL, MDTL, MRTL, MHTL (High threshold), mWRTL. We make them all. ALL EX STOCK — NATURALLY! For further information contact your nearest Cannon Representative or Area Sales Office.



CANNON ELECTRIC (AUST.) PTY. LTD.

58 Cluden St., East Brighton, Vic., 3187. Melbourne 92 8822. Sydney 67 1488. Adelaide 58 2622
Represented in W.A.: Athol M. Hill 21 7861. Queensland: Dresser-Sie Pty. Ltd. 79 1182.
Tasmania: H. M. Bamford & Sons Pty. Ltd. Hobart 34 3781. Launceston 2 1317.

Franchised Distributors of
MOTOROLA SEMICONDUCTOR PRODUCTS INC.



LISTENING AROUND THE WORLD

Art Cushen's monthly report on
long-distance short-wave, television
and broadcast band reception.

B.B.C. Announces Award for Reception Reports

The B.B.C., London, is to make an award to those listeners who correctly report the reception of B.B.C. signals from Britain and from each of the three relay bases.

For nearly half a century listeners have been reporting their reception to broadcasters. In return, the B.B.C. and other broadcasters have sent cards to verify correct reporting. The card issued by B.B.C. External Services is well known throughout the world as the "Big Ben" card.

Now, for the first time, the B.B.C. is offering an award to listeners who correctly report on a number of B.B.C. transmissions received from different transmitting sites. The reports will be analysed by their engineering staff, and certificates issued by the "World Radio Club" program. This Award scheme applies to the one frequency schedule period only — March 2 to May 3 — though it is possible that the scheme will be repeated.

To qualify for the award, listeners must give evidence of reception of three B.B.C. transmissions from each of the following: Great Britain, and the Atlantic, East Mediterranean and Far Eastern relay stations. These 12 reports (which must be received in one envelope before the end of May) should contain the following information: location, date, time, frequency and a few words about program content. In return, the award will contain the four verifications required by the serious DXer.

To be eligible for the award, a DXer must be a member of World Radio Club, the program for DXers and short-wave enthusiasts broadcast in B.B.C. World Service at:

0930 Sunday 15070, 17790, 21550 KHz;
1245 Thursday 11750, 15070, 17790 KHz.

Other broadcasts are timed for Friday at 2345GMT and on the North American Service on Mondays at 1515 GMT. To become a member, write to World Radio Club, B.B.C., Bush House, London W.C.2.

1000TH DXERS CALLING

The 1000th program of "Sweden Calling DXers" was broadcast recently from Radio Sweden in Stockholm. Undoubtedly the most popular DX session on short-wave radio, the station has an average mail of over 70 contributors to its weekly session. From this a 10-minute program of news is selected from the contributions from listeners in all parts of the world.

"Sweden Calling DXers" was opened in 1948 by Arne Skoog, still its editor. To celebrate the 1,000th broadcast Radio Sweden has issued a new verification card.

The new card has the familiar sign of the Sveriges Radio "SR" in the centre, at the top it has "Sweden Calling DXers," and across the base "1,000th Session." The colours are dark blue, yellow and white. The new card is to verify reception

reports sent to Radio Sweden, S-10150, Stockholm 1, Sweden. Free program schedules are available, and those listeners who send contributions to the "Sweden Calling DXers" programs receive copies of the scripts free of charge by airmail each week.

FREE CALENDAR

The "Happy Station" program of Radio Netherlands, P.O. Box 222, Hilversum, Holland is offering a free calendar to anyone who writes. The program celebrated its 40th anniversary this year, and the calendar has a series of pictures of events of the 40 years of the Happy Station program with Edward Startz. Readers who write for this free calendar will also receive the latest Radio Netherlands schedule from Edward Startz.

BROADCAST FROM BELGIUM

The present schedule of Radio Television Belge at Brussels is as follows:

GMT	KHz
1000-1200	21525, 17860, 21590
1215-1300	21525, 17860, 15335
1445-1545	11965, 6010, 17860
1600-1715	11715
1715-1730	21525, 17860, 21590
1730-1815	21525, 17860, 15335
1815-1830	17860, 9740
1830-2100	11715, 17860, 6010
2115-2205	15445, 9550, 6010
2205-2215	15445, 9550, 6010
2215-2300	15445, 9550, 6010
2315-2400	11940, 6125, 6010
2400-0050	11940, 6125, 6010
0050-0100	11940, 6125, 6010

RTB broadcasts in English at 2205-2215GMT on 15445, 9550, and 6010KHz.

CALI USING 4750KHz

A new Colombian station has been heard with 24-hour-a-day operation on 4750KHz. It broadcasts from Cali, Colombia, using the slogan "La Voz del Rio Cauca" and is affiliated with the CARACOL Network. The station has been heard in New Zealand from around 0600 to after 1000GMT. The station carries typical Latin-American music, and on the

hour has the CARACOL Network theme and announcement. This new station has not been listed previously on any other frequency, and as yet callsign and other details are not known.

The address for Network reports is CARACOL, Apartado Aereo 9291, Bogota, Colombia.

ENGLISH FROM WARSAW

Radio Warsaw in Poland has retimed its service to the Pacific, and is now heard 0700-0730 on 7125KHz. The English programs of Radio Warsaw are now broadcast according to the following schedule:

GMT	KHz
0700-0730	9550, 7125
1100-1125	15275, 11840
1830-1900	9525, 7145
1930-1955	7145, 6135
2030-2100	7145, 6135
2100-2130	11955, 9540, 7125, 5995

BROADCASTS FROM DELHI

All India Radio at Delhi has a transmission in English to Europe from 1745-2230GMT. Frequencies in use are:

GMT	KHz
1745-2230	7215
1745-2030	11620
1945-2230	9912
1830-2030	6025
1945-2045	English to Africa 9690, 11775
1000-1100	North-East Asia 15105, 17800, 21485
1000-1100	Australia and New Zealand 15205, 15420, 17820, 11725

RADIO JAPAN DX NEWS

Radio Japan is now broadcasting the DX News fortnightly: to Europe, Australia, New Zealand and North America in the "Listeners Corner"; to Asia and Africa in the "Tokyo Mailbag." It can be heard in the service to Australia and New Zealand on the second and fourth Saturday. The transmission is on the air 0930-1030 on 11875 and 15235KHz with the DX session being heard at 1005GMT.

IVORY COAST RADIO

Reception of Radio Abidjan, Ivory Coast, has been received on three frequencies in recent weeks. In New Zealand the signals are being received on 6015KHz from 0630GMT with the morning program. At 0645GMT, the station has a short interval signal of drum beats, and then follows news in French for ten minutes. At 0655GMT, announcement and station identification in French is followed by light music.

ENGLISH FROM BUDAPEST

Radio Budapest, in Hungary, has broadcasts in English as follows:

To Europe	KHz
GMT	
2130-2230	17890, 15160, 11910, 9833, 7220, 7100, 3995
2330-2400	6234, 3995
To North America and New Zealand	KHz
0030-0130	15160, 11910, 9833, 9755
0300-0400	15160, 11910, 9833, 9755
0430-0500	15160, 11910, 9833, 9755



WARBURTON FRANKI

RESISTORS

MADE IN WEST GERMANY BY ROSENTHAL
1 watt Precision Carbon Type ± 1 p.c.

VALUES IN STOCK

15	180	5600	39K	600K	plus/minus 2%
22	220	6000	40K	680K	11 meg
24	240	6800	47K	700K	13 meg
27	270	7500	68K	750K	15 meg
33	330	8000	75K	800K	16 meg
39	560	13K	80K	820K	18 meg
47	800	15K	220K	1.2 meg	22 meg
56	820	18K	270K	1.8 meg	24 meg
68	2400	22K	330K	3.9 meg	27 meg
82	2700	25K	390K	5.6 meg	
120	3900	27K	400K	6.8 meg	
150	4000	30K	560K		

25c each or \$2.50 doz. or \$17.50 per 100.
Prices include postage.

ELECTROLYTIC CAPACITOR BARGAINS

All Pigtail type. All Post Free.

16 mfd. 500 V.W.	65c each
2000 mfd. 25 V.W.	\$1.50 each
125, 640, 800 and 1250 mfd. 2.5 V.W.	10c each
125, 200, 500 and 640 mfd. 4 V.W.	10c each
160, 800 and 2500 mfd. 6.4 V.W.	15c each
64, 250 and 400 mfd. 10 V.W.	20c each
125 mfd. 25 V.W.	20c each
1mfd. 40 V.W.	20c each
4mfd. 64 V.W.	25c each

POWER SUPPLY BASIC KIT

Consists of:

One Transformer tapped for 9v and 12v at 500 mA.

One full-wave contact-cooled rectifier.

One 1,000 mfd. 15 V.W. capacitor.

Make your own 9 or 12-volt power pack to supply transistor radios, record-players, slot cars, toys, etc.

Supplied with wiring diagrams

\$3.85


post free.

NEW EDDYSTONE COMMUNICATION RECEIVER EB36

● Fully Transistorised ● Internal Battery Supply (6 x 1050)
● A.C. Power Supply (available extra) ● Logging Scale ● May
be used as tuner for Hi-Fi system ● May be used as amplifier
for record playing, etc.

Frequency Coverage: Band 1, 8.5 Mc to 72 Mc, Band 2, 3.5
Mc to 8.5 Mc, Band 3, 1.5 Mc to 3.5 Mc, Band 4, 550 Kc
to 1500 Kc, Band 5, 150 Kc to 350 Kc.

SIZE 6 3-8in x
12½in x 8in.
WEIGHT (with bat-
teries) 13½lb.
Full specification
on request



\$195.00

(includes freight
anywhere in Aust.)

PHILIPS RE2 RADIO ENGINEER KITS

Everything supplied to build a 3 transistor mantel radio including
cabinet. The radio may also be used as an amplifier for a
record player or microphone. Price while they last, including
batteries and freight.

\$17.95

SPECIAL CONDENSER POLYPAC No. 20

Contains 25 assorted condensers, including ceramic, electrolytic
metal pack, mica, paper tubular, \$1 plus postage 5c (or 6 for
\$5.50 including postage).

NEW "CADET" SPEED CONTROLLER FOR ELECTRIC HAND TOOLS

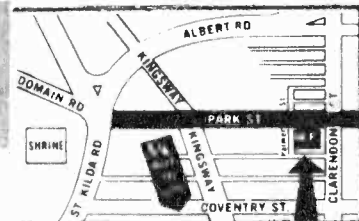
Varies speed from stop to full speed with no loss of torque.
Rated capacity 2 amp. Complete with flex and plug.

\$11.50 Freight free.



WARBURTON FRANKI

220 PARK ST., STH. MELB., VIC. Ph. 69-0151 (30 lines)



The station verifies reception with a card showing a map of Africa, and frequency and schedule details. The frequencies shown are: 11920KHz (100KW), 7215KHz (1KW), 6015KHz (100KW), 4940KHz (25KW), 3242KHz (10KW).

SABC CHANGES

The SABC in Johannesburg has been heard with its domestic programs on new frequencies. Reception on 6150KHz has been possible at 1700GMT when a news bulletin in English is received. Commercial programs follow at 1715 but at 1730 the frequency is blocked by the BBC with a relay of the Voice of America programs. Another new frequency 15395KHz has been heard around 0800GMT also in English.

GMT	KHz	KW
	English	
0430-0720	4965	20
1510-2115	4965	20
0430-0730	7195	100
1515-2115	7195	100
0720-1510	9680	20
0730-1515	15395	100
	Afrikaans	
0430-0715	4875	20
1520-2115	7260	100
	Springbok	
0300-0700	4945	20
1530-2200	4945	20
0300-0730	6150	20
1500-2200	6150	20
0700-1530	9720	20
0730-1500	15415	20
	All Night Service	
2200-0300	4945	20

DECREASE IN SUNSPOTS

The continuing decrease in sunspot activity will be welcomed by those readers who enjoy medium wave listening, as the improvement will be noticed on this band and the lower shortwave bands in the coming months. Following the peak in May, 1968, the sunspot count has decreased, and the predictions from the Swiss observatory at Zurich, and its stations in Locarno and Arosa, are listed below.

February 98
March 96
April 94
May 92

BROADCASTS FROM DENMARK

Radio Denmark in Copenhagen is being received on 15165KHz with English at 0815GMT in a program to the Pacific. The present schedule of Radio Denmark is as follows:

To North America	
GMT	KHz
0100-0145	15165
1200-1245	15165
0145-0215	9520
1245-1315	15165
To South America	
2200-2245	15165
2245-2315	15165
To Greenland	
1130-1155	15165
1730-1815	15165
To Africa	
1830-1915	15165
1915-1945	15165
To South Asia	
1400-1445	15165
1445-1515	15165
To Far East	
0730-0815	15165
0815-0845	15165
Test Transmissions	
1015-1100	9520

ENGLISH FROM MONGOLIA

Radio Ulan Bator in Mongolia has two English transmissions each day except Monday. They are best received in the transmission at 1220GMT. The station is very pleased to receive reception reports from listeners.

GMT	KHz
1220-1250	7340, 9540
2200-2230	11810, 11850

NEW SCHEDULES OPERATING

The Radio Club Mozambique, Lourenco Marques, has made some changes in its schedule.

GMT	KHz	KW	GMT	KHz	KW
0430-2100	737	50	1815-0315	3218	25
1630-2100	4925	10	0300-0730	4855	20
0430-1800	6115	25	1500-2200	4855	20
0430-2100	11820	25	0415-1745	6050	25
0600-1600	15295	10	0800-1400	9620	20
1500-0500	917	50	0300-1845	11780	7.5
0500-1500	1358	0.25	0930-1200	11845	100
1500-2200	1358	10	1530-1930	11845	100

RADIO BERLIN INTERNATIONAL


English broadcasts from Radio Berlin International, Berlin, East Germany, are directed to all areas of the world, and are frequently reported by readers. The station operates in English as follows:

GMT	KHz	Area
1730	6080	Europe
2017	6115	Europe
2200	7185, 7300, 9730	Europe
0100	9500, 9730	North America—east coast
0230	9500, 9730	North America—east coast
0330	6080, 9650, 9730	North America—west coast
0345	11875	Africa
0615	9570	Africa
1215	21600, 21475	Africa
1315	21450, 21475	Africa
1815	15390, 15145	Africa
2000	17700	Africa
0645	21465	South-East Asia
1115	21540	South-East Asia
1200	17880, 21540	South-East Asia
1330	21540	South-East Asia
1430	15150	South-East Asia
1515	15150	South-East Asia

RADIO PRAGUE, CZECHOSLOVAKIA

Radio Prague's present schedule, valid until May 4, is as follows:

EUROPE		Language
GMT	KHz	
0800-0930	6055, 9505	German
0930-1100	6055, 9505	German for Austria
1100-1200	6055, 9505	French
1200-1300	6055, 9505	Italian
1200-1230	9560, 11960, 15285	English
1230-1330	6185, 11960, 15285	Spanish (Saturday and Sunday only)
1300-1430	6055, 9505	Italian (Saturday and Sunday only)
1630-1700	5930, 7345	English
1700-1730	5930, 7345	Spanish
1830-1900	5930, 7345	Spanish
1900-1930	5930, 7345	English
AFRICA		
1500-1530	6055, 9600, 11990, 15285, 17840, 21700, 21735	Czech and Slovak
1530-1630	6055, 9600, 11990, 15285, 17840, 21700, 21735	English
1630-1730	9600, 11990, 17840, 5930, 7345, 9600, 11990, 17840	Arabic
1730-1830	5930, 7345, 9600, 11990, 17840	English
1830-1930	9600, 11990, 17840, 5930, 7345, 9600, 11990, 17840	French
1930-2030	5930, 7345, 9600, 11990, 17840	Arabic
2030-2130	5930, 7345, 9600, 11990, 17840	French
SOUTH AND CENTRAL AMERICA		
2130-2230	5930, 7345, 9600, 11990, 17840	Portuguese
2230-2300	5930, 7345, 9600, 11990, 17840	Czech and Slovak
2300-2400	5930, 7345, 9540, 9630, 11990	Spanish
0300-0100	5930, 7345, 9540, 9630, 11990	Portuguese
0200-0300	5930, 7345, 9540, 9630, 11990	Spanish
NORTH AMERICA		
1330-1400	15448, 17840, 21450, 1400-1500 15448, 17840, 21450, 0100-0200 5930, 7345, 9540, 9630, 11990	Slovak and Czech (Sunday only)
0300-0330	5930, 7345, 9540, 9630, 11990	English (Sunday only)
0330-0430	5930, 7345, 9540, 9630, 11990	English
FAR EAST AND AUSTRALIA		
0700-0800	6055, 9505, 9575, 11800, 15310, 21450, 21700	English



STC Silicon Power Transistors are used by the Department of Civil Aviation.

Sky-high quality at Down-to-earth prices

(it's what you get when you go for STC Silicon power transistors)

Only when you call on the latest world-wide manufacturing techniques coupled with high-volume production can you make top-quality products at the right price. And that's how STC can produce the finest high-performance Silicon power transistors at the lowest prices in Australia.

Transistors manufactured by the Silicon Planar technique (developed by STC) offer the extreme reliability, consistency of performance and reduced running costs that has made them the natural choice of leaders in the fields of vital mobile and aviation communications systems. STC Silicon power transistors give important benefits in these days of extra emphasis on safety and overall increases in the cost of equipment.

Space-saving STC Silicon power transistors are available in 1, 2, 5 and 13 wattage ratings—100% RF tested to MIL specifications. Prices for the full wide range can be negotiated on application according to individual customer requirements.

For further information, contact: **Standard Telephones and Cables Pty. Limited, Electronic Components Division, Moorebank Avenue, Liverpool, N.S.W.** Phone 602 0333. Melbourne 480 1255 • Canberra 49 8667 • Brisbane 47 4311 • Adelaide 51 3731 • Perth 21 6461 • Launceston 31 2511.

AN

ITT
ASSOCIATE

worldwide telecommunications and electronics



M508

FLASHES FROM EVERYWHERE

AFRICA

ALGERIA: Radiodiffusion Television Algerienne is heard in French on 15200-KHz, on Saturdays at 1200-1700 and Sundays 0900-1700GMT. 9510KHz has been heard around 1745GMT with good signals.

TUNISIA: Radio Tunis has been received on the new frequency of 15215KHz at 0600GMT and again at 2100GMT. Reception in New Zealand is best at 2100GMT, but the station suffers some sideband interference from Melbourne on 15220KHz. Another good signal, which carries the same program in Arabic, has been noted on 11900KHz at the same time.

EGYPT: Radio Cairo has been noted on 7215KHz when a program in Arabic is carried on the frequency. A time clock is relayed at 0630GMT, and the same program is heard on 11980KHz. News in Arabic is presented at 0630-GMT. Another frequency 21695KHz is being heard between 1100 and 1300-GMT beamed to Indonesia.

LIBERIA: Radio ELWA at Monrovia has a program to Central Africa in English 1530-1645GMT on 11975KHz. From 1700 to 2000GMT ELWA uses 15155-KHz. Another frequency 17760KHz is also reported to carry this program, which is in English, French and other languages.

LESOTHO: A letter from Maseru states that the transmitters are located 5 miles from the studios at Maseru, and the mast is 300 feet high. Transmitted power is 660 watts and it is planned to increase the power to 2KW in the near future.

TUNISIA: Radiodiffusion Tunisia, Tunis, is now using two new frequencies for the service in Arabic. The transmitters are using 11900 and 11970KHz, and have been heard around 1000GMT with a relay of the home program.

ASIA

YEMEN: Radio Sanaa has been received with Arabic transmissions from 1700-2230GMT. The station has been heard in the United Kingdom on 5805KHz at fair level. Yemen has frequently been heard also in the Pacific area, but is notorious for its non-verifying policy.

IRAN: Radio Teheran, using 7064KHz has been received at 1500GMT in its local program. The station has also been observed on 11700KHz at 1900GMT with a station announcement in English. The service on this frequency is for its international audience.

PHILIPPINES: Radio Veritas, in Manila is testing on two frequencies. At 1030-GMT an announcement in English has been observed on 15170 and 11845KHz. The station has been noted to sign off at 1120GMT, and at times runs as late as 1230GMT with its program, which is mainly of classical music.

LAOS: Radiodiffusion Lao, at Vientiane, has been reported at 1200GMT when heard with a session of lessons in English on 6130KHz. The station in addition can be heard with a news bulletin in French at 1315GMT.

RYUKYU ISLANDS: According to Bob Padula of Melbourne, Vic., the Voice of the United Nations Command continues to provide good signals, and is noted on 14460 and 9840KHz in parallel at 1005GMT. At this time the station is heard with English identifications during a musical program.

SAUDI ARABIA: Radio Jeddah transmits its home service in Arabic on the new frequencies of 6000 and 7200KHz, and operates 0100-0600 and 0930-2100GMT. Power on both frequencies is 50KW.

IRAQ: Radio Baghdad, is now using 9555KHz at 1900GMT, and carries the same program, as on 6030KHz. Another frequency 3960KHz has been noted with English at 2100GMT.

CHINA: Radio Peking broadcasts an English program beamed to North America.

GMT	KHz
0000-0100	17673, 17855.
0100-0200	17900, 17715, 9780, 7120
0200-0300	17900, 17715
0300-0500	15095, 17675, 17795

CEYLON: Radio Ceylon, at Colombo, is using the new frequency at 15120KHz according to the Ceylon Short Wave Listeners' Club. The frequency is used at 0130 to 0500GMT with programs in Hindu beamed to India. The same program is also carried on 11800 and 7195KHz.

NEPAL: Radio Nepal, Kathmandu, now operates as follows:

GMT	KHz	KW
0220-0420	7105, 11970	5
0720-0920	7165	100
1220-1520	11970	5

BURMA: Rangoon, Burma, broadcasts in English at 0130-0230 and 1430-1600-GMT on 5040KHz, and at 0700-0730 on 7120KHz. The power on both frequencies is 50KW. The address is Burma Broadcasting Service, Prom Road, Kamayut P.O., Rangoon.

THE AMERICAS

GUATEMALA: Radio TGQB, Quezaltenango, is being received on 11700KHz. The station seems to have increased in power from the listed 500 watts, as reception in the United States at 2300GMT is said to be good. The station has been heard requesting reports on the reception of this transmission.

BAZIL: A service for the local farming population is carried on Radio Maua, Rio de Janeiro, on 11885KHz. The program is on the air from 1700-0100-

(Continued on page 164)

ENGLISH FROM MOSCOW

Radio Moscow has a series of transmissions for reception in Australia and New Zealand which are carried on both medium and shortwave. The schedule in operation until April, 1969, is as follows:

GMT	KHz
1100-1130	11870, 9780, 620
1130-1200	9780, 1470, 620
1230-1300	15150, 11690, 9760, 1470, 620
1330-1400	9780, 6160, 1470, 620

"Moscow Mailbag" is broadcast on Saturday and Sunday at 1115 and 1245GMT.

NEW!!!

SEMI-CONDUCTOR TRANSISTOR PACKS. BRAND NEW AND TESTED BUT UN-MARKED.

SILICON TRANSISTORS

10 RF Type—similar BF115. AT326 \$2.95

10 Audio Type—similar BC108 \$2.95

10 Audio Output Type \$3.25

SILICON RECTIFIERS.

50V 55c 400V 75c

100V 60c 800V \$1.00

200V 65c 1000V \$1.30

GERMANIUM DIODES

OA9C Type 30c

OA9I Type 30c

BA100 Type 45c

RECORDING TAPE POPULAR MAKE AT WHOLESALE PRICES!

3"	150ft	60c
3"	225ft	72c
3"	300ft	99c
5"	600ft	\$1.80
5"	900ft	\$2.35
5"	1200ft	\$3.50
5 1/4"	900ft	\$2.65
5 1/4"	1200ft	\$3.25
7"	1200ft	\$3.00
7"	1800ft	\$4.10
7"	2400ft	\$4.97
7"	3600ft	\$6.65

PHILIPS TYPE CASSETTES

C60	60 min	\$1.95
C90	90 min	\$2.75
C120	120 min	\$3.50

TAPE DECKS AVAILABLE

With or without pre-amps.

BSR, VAN DER MOLEN, COLLARO.

GUITAR AMP. KIT

All solid state.

70W. RMS.

Bass and treble, etc.

\$102. plus tax.

Also available modules for Reverb, Tremolo, Fuzz etc.

Plus Playmaster amps.

NEW WIDE BAND TUNER

Based on Playmaster design. Ceramic filters. Tuning meter. Whistle filter, etc. \$52. plus tax. Teak cabinet, \$6 extra.

TRANSISTORISED TUNERS

New, low-priced model, wood grain finish. Without power supply.

ONLY \$19.50, plus tax.

UNIT 10—with RF stage and power supply. 8 Kcs bandwidth — \$31. plus tax.

TAPE RECORDER KITS

UNIT 14. Tape Pre-Amplifier. Unit 15. 60/90/ Kc/s push-pull transistorised bias erase Oscillator Module. Unit 16. Transistor Tape Recording Amplifier Module. Used with Unit 14. Unit 17. Tape Kit. Complete with Controls and Switches.

\$16.50, plus tax.

NEW 1969 6 TRANSISTOR RADIO KIT

Silicon Transistors and complete with instruction book, carrying case and earphone. Special Price.

\$11.25.

Wired **\$13.50.**

Unit 2 illust.

PEAK 7W Stereo Amplifier.

50-20,000 Hz in oiled timber cabinet

\$34.50, complete.

AMPLIFIER KIT

STC 20W RMS STEREO AMPLIFIER

Complete to last nut and bolt plus full instructions.

\$72. plus tax.

S. E. WILLIS TRADING CO.

38 Riversdale Road, Camberwell Junction, Vic. 3124.

Phone 82-5787. Please Include Freight Sorry No C.O.D.

NEW RANGE OF RESISTORS, CONDENSERS AND POTENTIOMETERS

WE HAVE JUST PURCHASED THE COMPLETE STOCK OF RESISTORS, CONDENSERS AND POTS. OF A LARGE MANUFACTURER AND CAN OFFER SAME AT LESS THAN 25 PER CENT OF LIST PRICE.

The resistors are mainly I.R.C. and Morganite and are in a wide range of values from 200 ohm. to 3meg. in $\frac{1}{2}$, 1 & 2 watt also included are I.R.C. 3 watt wire wound 2,200 ohm. 3,300 ohm 4,700 ohm. etc.

List price \$9.00 per 100 our price \$2.00 per 100 post & packing 25c extra.

The condensers are in most popular makes and include Polyester, Paper, Mica, Ceramic & Electrolytic in standard values including 4mfd, 8mfd, 16mfd 300V etc.

List price \$11.00 per 100 our price \$2.00 per 100 post & packing 50c extra.

The potentiometers are all current types and include switch pots, dual concentric, 1 meg. tandem, $\frac{1}{2}$ meg switch, tab pots etc.

List price \$12.00 per dozen our price \$2.50 per dozen post & packing 50c extra.

With each lot of resistors, condensers or pots, we will supply free one new valve type 6U7G, 6X5GT, 1T4, 6K7G, or 12AT7. Resistors, condensers and pots are in packs of 100 or 12 and we regret we cannot supply to individual Lists of values or types.

FREE

NEW SELENIUM RECTIFIERS

New Selenium Rectifiers. 6 or 12 volt at 4 amp., \$3.75. Post. N.S.W., 20c; Interstate, 20c. Transformer for above rectifier tapped for 6 to 12 volts, \$4.75. Post. N.S.W., 75c; Interstate, \$1.00.
As above, 6 or 12 volt, at 2 amp., \$2.75. Post. N.S.W., 35c; Interstate, 45c.
Transformer for above, \$3.75. Post. N.S.W., 35c; Interstate, 45c.

TRANSISTORISED SIGNAL INJECTOR \$5.75

A MUST FOR QUICK TROUBLE SHOOTING Using TWO Transistors, complete with instruction sheet and battery. Post free.

NEW VALVES AT BARGAIN PRICES

7193 25c
807 \$1.75
1C7G 30c
1D8GT 95c
1K5G 40c
1K7G 40c
1M5G 40c
1P8G 18c
1Q5G 25c

1T4 45c
3Q4 75c
3S4 \$1.00
5V4G \$1.00
6C8G 50c

6H6G 35c
6K7G 45c
6K8G 60c
6SA7GT 95c
6SJ7 95c

6SS7 equiv. 6SK7 85c
6U7G 45c
6X5GT 75c
7C7 35c
12AT7 \$1.00

1A7GT 75c
1L5G 95c
12SK7 50c
12A6 50c
12K8 50c
12SH7 60c
866 1.50
954 25c
955 28c
EK32 68c

Please add postage on all valves.

NEW ENGLISH and AMERICAN TRANSISTORS AT 1/4 LIST PRICE

Ideal for the experimenter or service man.
Each package of 12 contains 3 of each of the following types.

Mazda XA101.	Equivalent:	OC45 R.F. Transistor.
Texas 2N1108.	"	OC44 OSC. Transistor.
Texas 2N1111.	"	OC75 General purpose
Texas 2N1110.	"	OC45 R.F. Transistor.

PACKET OF 12 FOR \$3.00

THESE TRANSISTORS
CAN BE SUBSTITUTED
FOR MANY OTHER
TYPES.
Post and Packaging 20c
extra.

New Electrolytic Condensers

These condensers are miniature pigtail type insulated new stock in packets of 12, each packet containing: 3 16mfd 300 V.W., 2 32 mfd. 300 V.W., 1 25 mfd. 450 V.W. and 6 low voltage electrolytics. \$2.50.

Post and packing 20c extra.

NEW IMPORTED 4" P.M. SPEAKERS

Available with a 4 or 16 ohm voice coil. \$2.00.
Post and packing 30c extra.


NEW 240V ELECTRIC MOTORS



3300 R.P.M. can be supplied with or without 4-speed reduction mechanism. Size 3 1/2" x 2 1/2" x 3 1/2", including spindle.

\$2.75

plus 60c. postage.



NEW MINIATURE MOTORS



Ideal for models, toys, etc. 1 1/2 to 3 volts. 6,000 r.p.m. 39c each or \$3.50 per doz. Post 10c.

NEW MIDGET POWER TRANS. \$3.25

40mA prim., 240v. Sec 225 x 225 with 6.3v Fil. Winding. 30mA 240v Prim. Fil. Winding. Postage: N.S.W. 25c; Interstate 45c.

150 x 150v. Sec. with 6.3v. Postage: N.S.W., 35c, Interstate 60c. **\$3.25**

NEW AMERICAN TWIN TELESCOPE TV AERIAL
Extends to 36in, each section can be used singly for car or portable \$1.50. Post 20c.
SINGLE TELESCOPIC Aerial 12in extends to 33in. 60 cents. Post 10 cents.

NEW B.S.R. TAPE DECKS

These new 3-speed B.S.R. Decks are fitted with a digital counter and will take 7in spools, 2 Track, \$35, 4 Track \$40.



A PREAMP FOR MAGNETIC PICK-UP OR TAPE HEADS

SUITABLE FOR USE WITH THE COLLARO OR B.S.R. TAPE DECKS


Using 3 silicon transistors as featured in October Electronics Australia complete with kit of parts including transistors mono \$7.50, stereo \$13.00, 240 power supply for above \$7.00.
Please specify if required for pick-up or tape heads.

NATIONAL RADIO SUPPLIES

332 PARRAMATTA ROAD, STANMORE, N.S.W. PHONE 56-7398

NEW TRANSISTOR 8 KIT SET

SPECIAL PURCHASE ENABLES US TO OFFER THIS KIT SET AT \$24.00



DIMENSIONS
9" x 5" x 3" DEEP

(WIRED AND TESTED \$6.00 EXTRA)


- Complete kit of parts with circuit and full instructions
- Eight transistors.
- Magnavox 5X3 speaker gives excellent fidelity.
- High sensitivity, suitable for city or country use.
- Heavy duty battery for economical operation.
- Modern design, plastic cabinet with gold trim.
- Dial calibrated for all States.
- Available in colours of off-white, red, black or light green.

Post & Packing extra. N.S.W. \$1.25, Interstate \$1.75.

NEW TRANSISTOR CAR RADIO

New transistor six car radios with R.F. stage, of Aust. manufacture using A.W.A. components and transistors. Available in manual or push-button models with dial calibrated for all Australian States. Supplied with speaker (5", 6", 5" x 7" OR 6" x 9") and lock-down aerial.

MANUAL MODEL \$43.00
PUSH-BUTTON MODEL \$48.00
Post and Packing N.S.W. \$1.50, Interstate \$2.50.



Suitable for 6 or 12 volts for positive or negative earth. Please state type required.

NEW TRANSISTOR STEREO RECORD PLAYER

This Stereo Record Player is fitted in a durable and attractive vinyl covered case with silver trim and incorporates an 8-transistor Stereo amplifier with two Magnavox 5in x 3in speakers and B.S.R. record player (4-speed) with crystal pick-up. For 240 volt A.C. operation only.

\$38.00


DIMENSIONS:— 21" x 10" x 3½" **WEIGHT** 12lbs

Post and Packing extra N.S.W. \$1.50 Interstate \$2.50



NEW 25 AND 35 WATT. P. A. AMPLIFIERS

THESE AMPLIFIERS ARE SUITABLE FOR INSTALLATION IN CLUBS, SCHOOLS, RESTAURANTS, HOTELS, FACTORIES, ETC., WHEREVER THE AMPLIFICATION OF SPEECH OR MUSIC IS REQUIRED.




**STANDARD
AMPLIFIER**

25W \$61.00 SPECIFICATIONS 35W \$71.00

Nominal power 25 or 35 watts. • Inputs two microphone and pick-up or radio with separate controls and mixing facilities. • Tone control. • Microphone sensitivity 6MV. pick-up or radio 150MV. • Frequency response 30 to 18,000 CPS. • Output impedance Line output (100, 166, 250, 500 ohms) or can be supplied with V.C. output (2, 3, 7, 8, 15 ohms). • Dimensions 11in x 6in x 8in. Weight 25W 23lb. 35W 26lb.

SEPARATE BASS AND TREBLE CONTROLS



**AMPLIFIER WITH
BASS AND TREBLE
CONTROLS**

All amplifiers can be supplied fitted with a separate tone control stage with separate bass and treble controls and stand-by switch at \$5.00 extra.

All amplifiers are too heavy to be sent by parcel post so can be sent by air freight or rail or road transport.


FREIGHT EXTRA.

NATIONAL RADIO SUPPLIES

332 PARRAMATTA ROAD, STANMORE, N.S.W. PHONE 56-7398

NOW distributed

by



The range of world famous Tannoy Monitor dual concentric loudspeakers.

The "Monitor" series dual concentric loudspeakers are the culmination of over 30 years' continuous research and incorporate many unique features including the revolutionary patented Tannoy magnetic shunt (possibly the greatest advance in loudspeaker magnet design over the past 10 years) giving a useful flux increase of up to 20%. This results in smoother response, better damping, improved transient response and higher efficiency.



Distributed through the Consumer Products Division of
AMALGAMATED WIRELESS (AUSTRALASIA) LIMITED
554 PARRAMATTA ROAD, ASHFIELD. 71 0791

167 Queen Street, Melbourne. 67 9161 • 70 Merivale Street, Brisbane. 4 1631
Cnr. Darby and King Streets, Newcastle. 25166 • Cnr. William and Newcastle
Streets, Perth. 28 3425-6
42 Frederick Street, Launceston. 2 1804 • 123 Murray Street, Hobart. 3 3836-7

GMT. The station is also using 9750KHz, and both transmitters have the power of 10KW.

Radio Clube Paranaense, using 11935KHz has a new chief engineer, who is keen to receive reception reports. Snr. Jose Benito Lourenco will confirm reception reports with a pennant and card. The station call is ZYS35 and operates 0900-1700GMT. Signals are best received at opening.

HONDURAS: Radioemisor HRVC La Voz Evangelica, Honduras, with the address Apartado 370, Tegucigalpa, uses 1380KHz with 1KW and 4820KHz with 5KW. Broadcasts are week days 1100-1600, 1800-0400GMT, and on Sundays 1100-1600 and 1900 to 0400GMT. English broadcasts are 1500-1600 and 0300-0400GMT according to verification from the station.

ECUADOR: Radio Casa de la Cultura is a new station which is reported to be testing from Quito, with 10KW of power on 1430KHz on MW and 4900KHz on SW. Radio HCMJI, Emisoras Gran Colombia, Quito, is now being received on 4910KHz at 0500-GMT and as late as 0630GMT.

PERU: Radio Santa Rosa, Lima, using 6045KHz, is a new station and has the postal address of Camana 152, Lima, Peru. The station manager of Radio Tropical, at Tarapoto, is keen to receive reports on reception of the signals on 9710KHz. He requests reports to be sent to the station. The manager's name is Snr. Juan Pablo Mori.

NOTES FROM READERS should be sent to **ARTHUR CUSHEN, 212 Earn St., Invercargill, N.Z.** All times are GMT. Add 8 hours for Perth, 10 hours for Sydney and 12 hours for Wellington. All frequencies in KHz.

BROADCAST BAND NEWS

INDIA: Some changes have taken place with transmissions of All India Radio. Some new frequencies have been put into operation, and some brand new stations have come into service.

Location	Old KHz	New KHz
Raipur	1000	980
Calcutta B	1130	1000
Calcutta C	1540	1130
Calcutta A	—	670
Jullundur A	710	890
Jullundur B	—	710

A report in the "New Zealand DX Times" states that the Jullundur B program takes Vividh Bharati programs which are also carried by Ahmedabad 1400KHz; Allahabad 1420; Bhopal 1200; Bangalore 820; Bombay 1230; Calcutta 1130; Calicut 1090; Chandigarh 1220; Cuttack 1350; Delhi 1370; Dhawar 1160; Hyderabad 1220; Indore 1590; Jaipur 1270; Kanpur 1440; Lucknow 910; Madras 1550; Nagpur 660; Patna 1500; Poona 970; Rajkot 1420; Ranchi 1230; Srinagar 1490; Tiruchirapalli 1480; Truvandrum 1140; and Vijayabad 1500KHz.

BELGIUM: The French 2nd program of Radio Television Belge in Brussels is now on the new frequency of 1043KHz in parallel with 1124KHz.

HAWAII: Radio Station KTRG in Honolulu operates on 990KHz with 5,000 watts. The station is frequently heard during early morning listening with telephone conversation with its listeners around 1500GMT. The station is keen to receive reports from listeners in Australia and New Zealand, and as well as sending a verification letter, also sends a bumper sticker. The station address is 227a Kala Kaua Avenue, Honolulu, Hawaii 96815. The station operates 24 hours a day.

INDEX TO VOLUME 30 — April, 1968 to March, 1969

General Features

Electronic Mail Handling ..	Apr. 8
Space Whiteouts ..	Apr. 12
Computerised Filing ..	Apr. 15
Digital Storage ..	Apr. 16
Natural Waveguides ..	Apr. 18
Colour TV Servicing Problems ..	Apr. 67
Moree Intelsat Station ..	May 8
Infra-Red Technology ..	May 12
Automatic Machining ..	May 15
Varying Brightness in Monitors ..	May 18
Electronic Medical Instruments ..	June 8
The Magnetodiode ..	June 16
Cable and Wireless Earth Stations ..	June 18
Local Radio in U.K. ..	June 21
Recorded Voice Services ..	July 8
Isaac Newton Optical Telescope ..	July 12
Computer Designed Lenses ..	July 15
U.S. Army's MARS Network ..	July 17
Festival Records' Expansion ..	July 18
Electronic "Nurses" ..	July 21
Computerising an Airline ..	Aug. 8
CCTV Conference Facilities ..	Aug. 12
CCTV in U.K. Education ..	Aug. 13
Particle Detection by Laser ..	Aug. 15
World Weather Watch Plan ..	Aug. 17
Electronics Enhance Photos ..	Aug. 21
History of the Talkies, part 1 ..	Sept. 8
Solid State Telecine ..	Sept. 15
Ion-Thrust Rocket Motor ..	Sept. 16
Gun-Practice Without Shells ..	Sept. 17
London Festival Amateur Station ..	Sept. 18
Amateur Weather Pictures ..	Sept. 21
The 13-Channel TV System ..	Sept. 23
Balloon Radio ..	Sept. 73
History of the Talkies, part 2 ..	Oct. 8
Pulsars and X-Ray Stars ..	Oct. 16
Traffic-Noise Laws in U.K. ..	Oct. 18
Computer Traffic Control ..	Oct. 21
Measuring Ocean Temperatures ..	Nov. 8
Deep-Sea Rescue Vehicle ..	Nov. 13
Superconductivity Progress ..	Nov. 14
Long-Life Transistors ..	Nov. 18
X-Ray Telescope in Space ..	Nov. 20
PCM Telephone Exchange ..	Nov. 25
Character Recognition Machines ..	Dec. 8
Apollo Data Evaluation ..	Dec. 12
Non-Magnetic Laboratory ..	Dec. 15
U.K. Amateur Radio Exhibition ..	Dec. 18
Airborne Weather Radar ..	Dec. 21
Outside the Earth's Atmosphere ..	Jan. 8
Electric Propulsion Engine ..	Jan. 14
Lighter Solar Arrays ..	Jan. 15
N.Z. Commercial Stations ..	Jan. 17
Speech-Recognition Systems ..	Jan. 20
Simulation ..	Feb. 8
U.K. Navigation Simulators ..	Feb. 13
Computer-Matched Fingerprints ..	Feb. 15
Alloy Magnets ..	Feb. 16
TV Translator Stations ..	Feb. 18
Microwave Data Link ..	Feb. 21
Machine Intelligence ..	Mar. 8
Electronics in Libraries ..	Mar. 12
Lasers in U.K. ..	Mar. 15
Mortar Locating Radar ..	Mar. 17
Examining the Atom ..	Mar. 18
Commonwealth Broadcasting Co-operation ..	Mar. 21
Expedition Communications ..	Mar. 155

Technical Review

Flying Clock Visits Australia ..	Apr. 23
Intelligent Automotons ..	Apr. 25
Light Probe for Blind ..	Apr. 27
Cold Cathode CRT ..	May 21
Deflection of TV Towers ..	May 23
Laser Trims IC Resistors ..	May 25

Television Developments ..	June 23
Precise Temperature Control ..	June 25
Earth's Magnetism ..	June 27
Land Navigation in Fog ..	July 23
Improved Schottky Diodes ..	July 25
Computer Banking System ..	July 27
Measuring RF Fields Near Explosives ..	Aug. 23
Tubeless Colour TV Receiver ..	Aug. 25
Single-Gun Colour TV Tube ..	Aug. 27
New Solar System Theory ..	Sept. 27
Pulse Code Modulation TV ..	Sept. 29
Aids for the Disabled ..	Sept. 31
Liquid Crystals ..	Oct. 23
Computers in Law Enforcement ..	Oct. 25
Modular Data Logger ..	Oct. 27
Solid-State EHT Rectifier ..	Nov. 29
Artillery Ranging System ..	Nov. 31
Colour TV Shows Sides with Added Sound ..	Nov. 33
Robot Aids Cockpit Design ..	Dec. 27
Chromotography Developments ..	Dec. 29
Safety-at-Sea Service ..	Dec. 31
Low-Cost Plastic Laser ..	Jan. 23
Tropospheric Scatter Research ..	Jan. 25
Infra-Red TV Camera ..	Jan. 27
Electron Beam Cures Paint ..	Feb. 23
Night Vision Goggles ..	Feb. 25
"Piccolo" Teletype System ..	Feb. 27
Computer Plots Yacht's Course ..	Mar. 23
Image Intensifier Tube ..	Mar. 25
Four-layered Paper Cell ..	Mar. 27

Construction

67 All-Wave Seven Modified for Converters ..	Apr. 36
68 3in Audio Oscilloscope ..	Apr. 48
FET-3 with Plug-in Coils ..	Apr. 75
AF Tone Burst Generator ..	Apr. 76
Signal Injector and Bridge ..	Apr. 89
Supply for Model Trains ..	Apr. 96
Transistor Broadcast Tuner ..	May 34
Solid-State AF Millivoltmeter ..	May 53
30W Transistor P.A. Amplifier ..	May 63
Universal 24-Hour Clock ..	June 53
Solid-State Volume Compressor ..	June 64
P.A. Amplifier Power Supply ..	June 74
P.A. Mic. Transformer ..	June 77
Wide-Band Tuner Design ..	July 37
Parameter Spreads and FET Preamplifiers ..	July 43
Projection Lamp Protector ..	July 47
Testing Diodes, Transistors ..	July 52
Basic Broadcast Tuner ..	July 63
Transistor Test Set ..	Aug. 36
3-Plus-3 Stereo Amplifier ..	Aug. 52
Playmaster 122 Wide-Band Tuner ..	Aug. 62
Fluorescent Lamp Inverters ..	Aug. 81
Solid-State AF Signal Generator ..	Sept. 44
Electronic Thermometer ..	Sept. 56
Variable Power Supply ..	Sept. 63
Playmaster 122 Program Source ..	Sept. 79
Radio Doubles as Intercom ..	Oct. 53
Playmaster 123 Program Source ..	Oct. 59
Preamp for Electric Guitars ..	Oct. 69
Power Supplies for Transistors in Valve Equipment ..	Oct. 73
10-Plus-10 Stereo Amplifier ..	Nov. 44
Testing Transistors with a Multimeter ..	Nov. 60
Guitar Preamp with Vibrato ..	Nov. 64
Acoustic Signal Unit ..	Nov. 71
Transistor Siren ..	Nov. 73
Solid-State Volt-Ohm Meter ..	Dec. 40
Tape Replay Preamplifier ..	Dec. 58
Designing a Crystal Clock ..	Dec. 65
Transistor Oscillator/Testers ..	Dec. 73
Low Cost Power Supply ..	Jan. 36

A Keyless Organ ..	Jan. 40
BFO for Short-Wave Receivers ..	Jan. 56
Projector Timer and Sequencer ..	Jan. 64
Power Supply, Probes for Solid-State V-O Meter ..	Feb. 36
High Impedance Probe, Preamp ..	Feb. 43
Installing a Car Radio ..	Feb. 46
16ft Voice for Playmaster Organ ..	Feb. 54
Solid-State Dip Oscillator ..	Feb. 66
Guitar Treble-Boost Preamp ..	Feb. 83
Scaler/Divider Using ICs ..	Mar. 44
Organ Tremulant Vibrato ..	Mar. 61
Flashing Warning Lights ..	Mar. 75
Low-frequency Converter ..	Mar. 76
Simple Telegraph System ..	Mar. 85

Theory

Automatic Error Correction ..	May 42
Parity Explained ..	May 43
Fluid Logic Components ..	June 36
Fluidic Hardware ..	June 45
Solar and Sidereal Time ..	July 77
Secondary Batteries, part 1 ..	Aug. 43
Secondary Batteries, part 2 ..	Sept. 40
Microelectronics and Integrated Circuits ..	Sept. 85
Secondary Batteries, part 3 ..	Oct. 36
Large Scale Integration ..	Oct. 44
Acoustic Alarm ..	Nov. 68
Cultured Single Crystals ..	Nov. 85
Ubiquitous Neon ..	Nov. 88
The "Programmable" UJT ..	Dec. 55
Klystrons in Simple Terms ..	Dec. 57
Cycles, Seconds and Hertz ..	Dec. 84
"Transient Protected" Diodes ..	Jan. 53
"Regenerative Gate" SCR ..	Feb. 65
Zinc-air High-energy Battery ..	Mar. 36

Reader Built It

Meteorological System ..	June 83
Time-Lapse Photography ..	July 87
Electrically Heated Shoes ..	Aug. 71
Motor Cycle Wiring ..	Sept. 93
Frequency Meter ..	Oct. 85
Head Magnetisation ..	Oct. 87
Simple Photographic Timer ..	Oct. 89
Adding Trailer Blinkers ..	Nov. 97
Lights-On Warning ..	Nov. 97
Capacitor Tester ..	Nov. 99
Regulated Power Supply ..	Nov. 101
FET Pickup Preamplifier ..	Nov. 101
Magnetic Preamplifier ..	Dec. 87
Parlour Game ..	Dec. 87
Model Control Transmitter ..	Dec. 89
Gain and Contour Networks ..	Dec. 91
Decorative Modulated Lights ..	Jan. 71
EHT Generator with Standby ..	Feb. 87
Broadcast Band Aerial ..	Feb. 87
Light Controlled Relay ..	Feb. 89
Simple Variable HT Supply ..	Feb. 89
Testing Transistors ..	Feb. 89
Modulated Light Communications ..	Mar. 91
Protecting O/P Transistors ..	Mar. 93
Simple Wiring Jig ..	Mar. 93

Audio Topics

Environment Affects Tape ..	Apr. 102
Evaluating Loudness ..	May 87
What's All This About Hi-Fi ..	June 89
Equipment Performance Figures ..	July 89
Test Record from Festival ..	Aug. 89
Cassette Tape Facilities ..	Aug. 91
Amplifier Performance Figures ..	Aug. 92
Television on LP records ..	Sept. 101
Acoustic Measurements ..	Sept. 105
Filtering RF Interference ..	Oct. 93

(Continued overleaf)

LAFAYETTE Hi Fi Amplifiers



LA-450
\$159.50

NEW! LA-450 50-Watt Solid State Stereo Amplifier

- IHF Music Power: 50 Watts.
- Frequency Response: 20-20,000 Hz ± 1.5 db.
- Hi-Filter for Elimination of High Frequency Noises.
- Smart Distinctive Styling.
- Provision for Two Sets of Speakers Together or Separately.
- Front and Rear Tape Output Jacks.
- Front Headphone Jack for Private Listening.

A fresh concept of excellent craftsmanship and personal pride in design and manufacture... the LA-450 is perfectly suited for any high quality medium priced stereo system. Solid state circuitry delivers more than ample power, and faithfully reproduces audio sound with an ultimate degree of realism. The controls and heavy duty rocker switches are smooth and positive acting and reflect the quality of workmanship and attention to detail. Full complement of controls and input facilities. Suitable for magnetic and ceramic cartridges. Styling with black silhouette front panel and silver trim enhances most decors.




LA-85T \$199.50

A powerful amplifier at a moderate price. Facilities for Remote and Main Speakers. First Class high-fidelity performance.

85-WATT SOLID STATE STEREO AMPLIFIER

- 20 Transistors 4 Diodes.
- IHF Music Power 85-Watts at 4ohms, 60-Watts at 8 ohms.
- Response 1db 20-20,000 Hz.
- Inputs for Stereo/Mono Phono, Tape Head, Tuner and Auxiliary.
- Complete Stereophonic Control Facilities.
- Simulated Walnut Wood Grain Case.



LA-224T \$99.50

Lafayette's value leader. A "Remarkable" value by any standard of comparison. One of Australia's most popular amplifiers in the low price field.

30-WATT SOLID STATE STEREO AMPLIFIER

- 16 Transistors 4 Diodes.
- Power 30-Watts IHF; 12-Watts per Channel Continuous.
- Response 2db 30-20,000 Hz.
- Input Sensitivity (Mag. Input) 3 mv at 1 Watt, Tuner/Auxiliary 250mv.
- Controls — Bass, Treble, Dual Volume, Mode (Mono/Stereo), 3-position Input, On/Off, Speaker/Phones.

LAFAYETTE ELECTRONICS

Division of Electron Tube Distributors Pty. Ltd.

All Mail Enquiries and Orders to:

VICTORIAN SALES CENTRE
AND HEAD OFFICE,
94 HIGH ST., ST. KILDA, VIC.,
3182. Phone 94-6036.

LAFAYETTE Audio Equipment is also available from Hi-Fi distributors throughout Australia.

Schober Reverbatape Unit	Nov. 104
Transistor Damage from Shorted Outputs	Dec. 95
Acoustic Feedback	Jan. 73
Phasing Stereo Speaker Systems	Feb. 92
Making Gramophone Records	Mar. 95

Lists

Copper Wire Tables	May 80
Taped Lectures from W.I.A.	May 141
World Time Zones	June 61
1968 Remembrance Day Contest Results	Dec. 153
W.I.A. D.X.C.C. List	Dec. 156
Australian TV Stations	Jan. 91
Australian B'cast Stations	Jan. 92
N.Z. Radio, TV Stations	Jan. 95
Advertising Deadlines	Jan. 144

Mortar Location—contd.

of the located mortar. The remainder of the unit consists of various switches for operating the radar, a tilt button to operate the radar beams and range and azimuth markers.

All three units are mounted on a four legged structure supported on screw jacks, but the display is operated remotely and can be carried by one man to a remote under cover position.

The whole structure is normally transported on a 4-ton wheeled trailer, but it can be fitted into a long wheel base Land Rover. Alternatively the radar structure can be lifted on special slings by a helicopter, or, by fittings two carrier poles, can be carried by four or six men.

Its operation requires two men, but if necessary can be carried out by one man only. Its principle of operation is the same as that used in Green Archer.

While the radar is primarily intended for mortar location, the British army found the Green Archer was very successful in the adjustment of their own artillery fire and it is the intention to use Cymbeline in the same way. When firing at high angle the radar can detect the shell on its downward trajectory instead of its upward one and it can compute where it falls. When firing guns at low angle the method is slightly different and the gun fires an airburst instead. By obtaining the actual position of the burst, as observed by the radar, and comparing it with its theoretical position, as determined by the range set on the gun, the error due to meteorological and other conditions may be obtained. ■

Zinc-Air Battery—contd.

aspects of the Leeson system performance has left unanswered many questions which engineers with a use for batteries would want to ask. The article was not intended to finish up as a text-book on zinc-air batteries and it must be admitted that because the system is in its early stages of development, many of the answers still have to be determined. The complete characterisation of the system requires much more work, particularly on its use in secondary batteries where a wide variety of charging techniques still have to be explored to determine that best suited to cycle life and efficiency. ■

ANSWERS TO CORRESPONDENTS

When writing to us:—

- Please give your name and full postal address, including the State and Postcode.
- Write the above information clearly or, for preference, print it in block letters. Your co-operation will facilitate delivery of replies by mail, where such are called for.

NEWCOMER TO AUDIO: I became interested in the 3-plus-3 stereo amplifier described in the August, 1968 issue. I have not had much to do with audio and hi-fi equipment and I should appreciate it if you could suggest suitable literature on the topic and where I could obtain it. Could you suggest a reasonably priced turntable to suit the 3-plus-3? (R.F., Ryde, N.S.W.)

● We assume you are a fairly new reader of "Electronics Australia" or you would be aware that we regularly publish articles intended to assist those wishing to enlarge their knowledge of audio matters. An example of this is the series "Know Your Gramophone" published in 14 chapters, the last of which appeared in February, 1967. Since then, we have published regularly items of a similar nature, in our "Audio Topics" columns. We regret we cannot provide lists of books for reasons which we have explained many times in these columns. Readers must decide for themselves which texts suit their requirements, and all we can do is to review books sent to us by publishers for this purpose. Similar remarks apply to commercially made items such as turntables. We have reviewed several of these lately in our Trade Reviews and Releases columns.

DAMAGED FETs: When I constructed the Playmaster 115 10W all-silicon stereo amplifier, I damaged the two FETs in the preamplifier. I have been informed that FETs should be supplied with a shorting band around the terminals, and that this should be left on until they are soldered into place. When I purchased mine, this was not provided, and no mention of the shorting band was made in the article. Could you please clarify this point for me and perhaps other unsuspecting readers also. (A.C., Sydney, N.S.W.)

● The type of junction FET which is used in "Electronics Australia" projects is quite different from the delicate MOSFET which has to be protected from accidental damage by a shorting band around the terminals. Junction FETs are not more susceptible to accidental damage than a normal junction transistor. The damage to your FETs can therefore probably be attributed to mishandling. This can happen for example from the use of a soldering iron with a 240V element with poor earthing arrangements and above average leakage. Other possible causes of damage are excessive heat applied during soldering (avoided by using a heatsink attached to the lead until the solder cools) or wrong identification of terminals. These matters were not mentioned specifically in every article, because they are routine for all solid-state devices.

SIMPLE RECEIVERS: I have recently become interested in radio, and have had a couple of attempts to build receivers with not much success. Could you inform me where I could obtain some simple and self-explanatory receiver circuits to build, preferably using valves. (L.Y., Bankstown, N.S.W.)

● We have described many simple receivers suitable for beginners. The most recent designs of this type are: ABC Three, February, 1966; ABC Four, March, 1966; ABC Five, August, 1966; Three Band Two, October, 1966; and the Three Band Receiver with Output Stage November, 1966. Copies of the articles describing these projects are available through the Information Service for 20c each.

IC AMPLIFIERS: I am a newcomer to the electronics field and have not advanced much past studying your "Basic Radio Course" which I have found to be by far the most easily understood material on the subject. In a recent issue, I noticed mention of an IC 10W amplifier costing only \$9, which seems to do everything a conventional amplifier does for a cost of \$60.70. This must have a devastating effect on the sale of conventional amplifiers, etc. What about an IC version of your 10+10 amplifier? (T.D., Ferntree Gully, Vic.)

● Thank you for the nice remarks about the "Basic Radio Course," we tried to make it as easily readable as possible. When you see mention of an IC (integrated circuit) it normally refers to a basic group of active and passive functions, which may be the heart of a piece of apparatus but not the complete apparatus. A 10-watt audio IC would conceivably contain circuitry capable of delivering an output of 10 watts with an input signal of much smaller amplitude. Before it could be used as a complete consumer-style audio amplifier, it may

have to be supplemented with input connection facilities, possibly an input pre-amplifier stage, volume control, tone control and signal switching facilities, external components to secure the desired performance from the IC, output connection facilities, power supply, overload protection, a chassis to mount it on and a suitably handsome panel and knobs to make it saleable. For stereo, many of the items would have to be duplicated or augmented. What this amounts to is that complete amplifier systems using ICs are no better than competitive at the moment with similar systems using discrete components. There certainly isn't any "devastating" difference.

SWEEP GENERATOR: As it is several years since you published an article on the construction of a sweep and marker generator, some of the parts of which are not procurable now, I should like to ask whether you plan to feature such an instrument in the near future. (N.B., Pakuranga, N.Z.)

● At present, no, but we will keep your suggestion in mind when considering future projects. Of necessity it will have to be based on quite different principles from the earlier ones.

FIRE BRIGADE RECEIVER: Connected with a fire brigade in the Dandenong Ranges, I am not always able to hear the siren at the local station. There may be many other country fire brigade members like myself, who would welcome the opportunity to construct a receiver which could be left running continuously on the net frequency, in the 160MHz band. Many old television receivers have now reached the junk box and these could provide IF transformers, &c. for a 5.5MHz IF channel. A squelch circuit would, of course, be necessary. (J.I., Ferntree Gully, Vic.)

● As you probably would appreciate, a straight conversion of the sound system

"ELECTRONICS Australia" Information Service

As a service to readers "ELECTRONICS Australia" is able to offer: (1) Photographs, dye-line prints and other filed material to do with constructional projects and (2) A strictly limited degree of personalised assistance by mail or by reply through the columns of the magazine. Details are set out below:

REPRINTS: For a 20c fee, we will supply circuit data, as available from our files. The amount of data available varies but in no case does it include material additional to that already published in the magazine. For complicated projects involving material extracted from more than one issue, an extra fee may be requested. As a rule, requests for circuit data will be answered more speedily if the circuits are positively identified and the request is not complicated by questions requiring the attention of technical personnel. Where articles are not on file, we can usually provide a photostat copy at 20c PER PAGE.

PHOTOGRAPHS, DYE-LINE PRINTS: Original photographs are available for most of our projects, from 50c plus 8c postage for a 6in x 8in glossy print. In addition, metalwork dye-line prints are available for most projects for 50c each; these show dimensions and the positions of holes and cut-outs but give no details of wiring.

BACK NUMBERS: A fairly good selection is available. On issues up to 6 months old there is a surcharge of 5c. On issues from seven to 12 months old the surcharge is 10c. Over 12 months, it is 20c. Package and postage is 10c extra in all cases.

REPLIES BY POST: This provision is made primarily to assist readers in matters relating directly to articles and projects published in "ELECTRONICS Australia" within the last 12 months. Note, however, that we cannot provide lengthy answers, undertake special research or modifications to basic designs. A 20c query fee must be enclosed with letters to which a postal reply is required; the inclusion of an extra fee does not entitle correspondents to special consideration.

OTHER QUERIES: Technical queries which fall outside the scope of "Replies by Post" may be submitted without fee and may be answered through the columns of the magazine at the discretion of the Editor. Technical queries will not be answered by telephone.

COMMERCIAL EQUIPMENT: "ELECTRONICS Australia" does not maintain a directory of commercial equipment, or circuit files of commercial or ex-disposals receivers, amplifiers, etc. We are therefore not in a position to comment on proposed adaptation of such equipment, or on its general design. "ELECTRONICS Australia" does not deal in electronic components. Prices, specifications or other assistance must be sought from the appropriate advertiser or agent.

REMITTANCES: These must be in a form negotiable in Australia. Where the charge may be in doubt, an open cheque, endorsed with a limitation, is recommended.

ADDRESS: All requests for data and information, as set out above, should be directed to The Assistant Editor, "ELECTRONICS Australia," Box 2728 G.P.O., Sydney, N.S.W., 2001. Other correspondence should be directed to The Editor.


9/67



RADIO SUPPLIERS

323 ELIZABETH ST., MELBOURNE, VIC., 3000. Phone: 67-4286
2 DOORS FROM LITTLE LONSDALE STREET

ESTABLISHED 1947



"KEW" KYORITSU MO 65 METERS, NEW

Size: 3 1/4 inch. mounting hole 2 1/2 inch.
1 1/2 inch deep.

All plus Postage 20c.
1 mA, 5 mA, 10 mA, 25 mA, 50 mA, 100 mA, 150 mA, 250 mA, 500 mA.

\$4.50

1 amp DC	\$4.50
5 amp DC	\$4.50
10 amp DC	\$4.50
30-0-30 amp DC	\$5.25
15v DC, 30v DC, 300v DC	\$4.50
300 volts AC	\$5.50

CLEAR PLASTIC PANEL METERS

MR1P. 1 1/4 inch square, clear plastic, 1 inch round mounting hole, 1 1/4 inch deep.
1 milliampere (mA) \$3.50
500 microamperes (uA) \$3.75
5 amperes (A) \$4.75

ALSO OTHER TYPES AVAILABLE.

MR2P. 1 3/4 inch square, clear plastic face, 1 1/2 inch round mounting hole, 1 1/2 inch deep.

50 uA	\$5.50	5, 10, 25, 50
50-0-50 uA	\$5.75	100, 250, 500
100 uA	\$5.40	1, 5, 10 uA
100-0-100 uA	\$5.50	15, 30A
500 uA	\$4.00	15 volt d.c.
1 mA	\$3.75	30 volt d.c.
1-0-1 mA	\$4.00	1000 V a.c.

"S" Meter (1 mA, f.s.d.) cal. 0-9 (with additional scale in 10 db. steps over S9). \$5.25.

"VU" Meter, scale, minus 20 to plus 3 VU (0 to plus 3 VU in bold red arc). Accuracy: within plus or minus 0.5 db. at 0 VU. \$5.00


Stereo Balance Meter (1-0-1 mA f.s.d.) \$4.50

Also other types available.

MR3P 3 3/8 inch square, clear plastic face, 2 1/4 inch round mounting hole, 1 1/2 inch deep:			
50 uA	\$7.00	50-0-50 uA . . .	\$5.75
100 uA	\$6.75	15 volts d.c. . .	\$5.75
500 uA	\$6.50	25 volts d.c. . .	\$5.75
1, 5, 10, 25, 50		30 volts a.c. . .	\$5.75
100, 250 and		"VU" Meter . . .	\$8.25
500 mA	\$5.75		

P25 2 1/4 inch square, clear plastic face;		2 1/8 inch mounting hole, 3/4 inch deep.	
50 uA	\$5.75	15 volts d.c. . . .	\$5.50
100 uA	\$5.75	25 volts d.c. . . .	\$5.50
500uA	\$5.25	500 volts a.c. . . .	\$5.50
1, 5, 10, 20, 50		"S" Meter	\$5.75
250 and 500		"VU" Meter	\$6.50
mA	\$5.00		

INSTRUMENT CASE



Sloping Front Panel.
Plastic case, metal front panel.
7 1/4" x 4 1/4" x 5 in.

Suitable radio, test, equipment, projects, etc.

Price \$3.50 inc. Tax
Post 10c

"NIKKA" 1 WATT TRANSCEIVERS

P.M.G. APPROVED. SOLID STATE 14
Transistor Circuit inc. R.F. Stage.
27.240 Mc (Provision for 2 Channels).
Range Boost Circuit.
Up to 10 miles in open country or water.
Buzzer Type Call System.
Squelch Control.
Complete with leather carrying case.
\$175.00 PAIR.

DISCOUNT SPECIAL BUY BULK AND SAVE

New Brand Name Recording Tapes
and Accessories

LGTH. BASE	REEL SIZE	REELS PER PACK	PRICE
150ft Acetate	3in 4 for		\$1.75
225ft Acetate	3in 3 for		\$1.75
300ft Mylar	3in 2 for		\$1.75
600ft Acetate	5in 2 for		\$3.25
900ft Acetate	5in 2 for		\$3.75
1200ft Acetate	7in 2 for		\$5.20
1800ft Acetate	7in 2 for		\$6.50
1800ft Mylar	7in 2 for		\$8.50
2400ft Mylar	7in 2 for		\$9.25
3600ft Mylar	7in 2 for		\$13.50

TAPE ACCESSORIES

Head Alignment Tape, 100ft on 2 1/2 in Reel	\$1.50
Tape Clips Packet of 75	\$1.35
Book "Tape Editing and Splicing"	.45
Reel Holders, Pair	\$1.00
Tape Jockey Cloth, Pkt. Of 3	\$1.00
Head-Kleen Tape, 225ft on 3in Reel	\$1.75
"Tape-Clean," Cloth Tape, 3in Reel	\$1.75
Head and Guide Cleaner and Lube Kit	\$1.90
Address Cards, 2 Sided, Pkt. Of 30	\$1.40
Replacement Pressure Pad Kit	\$1.00
Sensing and Cuing Patches, Aluminium, Pkt. Of 50	\$1.95
Splicing Tape, 1/4 in Wide, 300in	\$1.00
Coloured Leader Tape, 5in x 2 1/2 in Reels, 100ft, Each	\$4.50
Available Separately, All Colours	
Per Reel	\$1.00
Splicing Tape, 1/4 in x 100in	.50
Head Cleaner	\$1.00
Head and Guide Lubricant	\$1.00
Recorder and Phono Drive Oil	.75
Non-Slip For Tape and Phono Drives	\$1.00

PHONO ACCESSORIES

3 — Hi-Fi Stereo Record Cleaning Cloth	\$1.15
Record Jockey Cloth	.75
Record Cleaning Kit	\$2.50
Stylus Microscope	\$3.00
Gauge Stylus Pressure	\$1.50

DISPOSALS SPECIALS

TV TUNERS, M.S.P., Incremental, BRAND NEW, COMPLETE WITH VALVES.
6ES8 and 6U8.

PRICE: \$5.50.

100 Assorted, 1/4 and 1/2 watt Carbon, Resistors. Good Selection. AL POPULAR TYPES. \$1.75 PKT.

PACK OF MICA Washers and Grommets. 25c

50 ceramic, Disc, Ceramic, Paper, Mica and Polyester Capacitors.

\$1.75 PKT.

AUDIO TRANSFORMERS, A. AND R. TYPES

Primary 8000 C.T. Ultra Linear, 43 p.c. TAPS, 10 WATTS. Secondary 2, 8, 16 ohms. \$7.50.

6600 ohm/4500 ohms. Push-Pull. 40 WATTS. Secondary 500, 250, 125, 50 ohm.

PRICE: \$10.00.

Primary 10,000 Ohms/8000 ohms. Push-Pull. Secondary: 2, 4, 8, 15 ohms, 15 WATTS.

\$5.50.

2558 Primary 10,000 ohms, single Ended, Secondary 2, 3.5, 8, 15 ohms.

3 WATTS \$4.00.

RECORDING TAPE SPECIALS

Unboxed SCOTCH Brand, NEW

GUARANTEED.

2 REELS, 900FT, 5 inch, Polyester base.

\$3.95.

2 REELS, 1800FT, 7 inch, Polyester base.

\$7.75.

TRANSISTOR DRIVER TRANSFORMERS.

Type AMT-208, Primary Impedance, 5000 ohms.
Secondary Impedance: 1500 ohms X2
75c or 3 for \$2.

BARGAIN PRICED NEW VALVES.



MULTIMETERS

Model OL64

20,000 ohms per volt DC, 8,000 ohms per volt.

Measuring range—volt AC.
DC Voltage: 0-0, 3, 10, 50, 250, 500, 1000

5000V at 30Kohm/V.

AC Voltage: 0-10, 50, 250, 1000V at 8Kohm/V

DC Current: 0-30uA, 1, 50, 500mA, 10A.

Resistance: 0-5, 500Kohm, 550Mohm.

Decibels: —20 to +22dB, plus 20 to plus

36dB.

Capacitance: 250pF-0.02 uF.

Inductance: 0-500 H.

Load Current: 0-0.06, 0.6, 60mA.

Self Contained Batteries: 22.5V (BL-015) x 1.

1.5V (UM-3) x 2.

Size and Weight: 6in x 4-1/5in x 2in.

650g.

Meter Movement Fundamental Sensitivity:

30uA FSD.

Meter Movement Internal Resistance: 3,100-

ohm +3 p.c.

Allowance: For DC Voltage range +3 p.c. of

specified value.

For DC Current range +3 p.c. of

specified value.

For AC Voltage range +4 p.c. of

specified value.

For Resistance range +3 p.c. of scale

length.

For Decibel Range +4 p.c. of specified

value.

PRICE: \$19.75

TRIO COMMUNICATIONS RECEIVERS


Trio Model 9R59DE, four bands covering 540Kc to 30Mc, two mechanical filters for maximum selectivity. Product Detector for SSB reception. Large tuning and bandspread dials for accurate tuning. Automatic noise limiter, calibrated electrical bandspread. S meter and BFO. 2 microvolts sensitivity for 10 db S-N ratio.

\$175.00

TRADE-IN ACCEPTED

MAGNETIC CARTRIDGES

CM500 Magnetic Stereo Diamond, 4 mv at 1 KHZ, 20-20,000 c/s 3 grams tracing weight	\$8.25
Spare Stylus	\$5.00
MC/Magnetic Stereo, 7 mil. Diamond 6 mv at 1 KHZ, 20-21,000 c/s, 2 grams Tracking Weight	\$9.50
Spare Stylus	\$6.20



CLOSED CIRCUIT TV SYSTEM

CAMERA Type CA-6V, including Standard 25mm lens and 10 yards of Video Cable with Connectors.

SPECIAL PRICE: \$285 inc. Tax.

VIDEO MONITOR 8 inch Type PM81V, \$124 inc. Tax.

VIDEO MONITOR 12 inch Type PM 121-V INCLUDING AUDIO STAGE \$150 inc. Tax.

VIDEO MONITOR 16 inch Type PM-162-VA, \$145 inc. Tax.

ANSWERS TO CORRESPONDENTS—continued

of a television receiver would not be practicable, since these involve a double frequency change, dependent on the presence of two carriers 5.5MHz apart. A complete rebuild would be required, with the possibility that more 5.5MHz IF components would be necessary than are available from some TV receivers. This done, it is doubtful whether the receiver would have enough selectivity to keep out other services on nearby frequencies. If the IF response were sharpened up to reduce interference, stability of the local oscillator would become a problem. The kind of local oscillator which will serve a TV receiver, with its broad pass-band intercarrier sound, would almost certainly be inadequate for monitoring a narrow-band FM service. Frankly, we feel that your best plan would be to try to purchase a regular high-band FM transceiver of which large numbers are being discarded right now, because their specifications no longer meet PMG requirements for metropolitan services. Buy the appropriate crystal and the unit would be ready to monitor a high-band FM service forthwith. If there are a number of fire brigade members so involved, why not club together and see if you can buy a job lot?

COMPUTERS AND LASERS: For many years I have been interested in computers and lasers. Can you provide me with circuit diagrams and data on how they work. If this is not feasible, can you tell me where I might find such information. (W.D., Greenacre, N.S.W.)

● You say you have been interested in these subjects for many years. Since we have no way of knowing your technical level we could not possibly provide lists of publications, even if we had the time to prepare such lists, which we have not. We can only reiterate what we have said in these columns many times already. Read the book reviews each month to see whether any suitable texts are covered. Our reviewers try to give an objective summary of each text received to establish their usefulness and the level at which they are aimed. We would draw your attention to the handbook prepared by our technical editor "An Introduction to Digital Electronics" which should serve as an introduction to some of the basic theory, and has some simple circuits to illustrate digital techniques. We have not published circuits for the construction of lasers, and we are unlikely to do so, since these devices can be dangerous in unskilled hands. There is also the problem of availability of suitable components.

STEREO SYSTEM: I have a popular three-piece radiogram using two locally made wide-range loudspeakers in separate vented enclosures, a well known brand of changer and a good ceramic cartridge. With this is a solid-state (12W total RMS) amplifier. This outfit gives generally good reproduction, especially of popular style music where there is plenty of brass and percussion. But in the classical field it falls down where there is a lot of strings or a choral accompaniment. I feel that this is probably due to the twin-cone loudspeakers, which are probably a compromise between bass and treble. Would a new, more expensive multiple loudspeaker system give the desired clarity? The cartridge and stylus are in perfect condition. (K.C., Newcastle, N.S.W.)

● Brass and percussion can sound impressive on any reasonable system and for this reason, we tend to bypass records of this nature when trying to assess the performance of a system. Tests with complex strings, voices and grand organ pipes are much more searching, as you

have found out. Frankly, we think that your problem involves not one but three major items: (1) The ceramic cartridge; these can be quite good but, as a class, they lack the clarity of the best magnetics. (2) The amplifier; a 6W + 6W system is generous enough by radiogram standard but too easily carried to the region of discernible distortion by loud, complex passages. (3) The loudspeakers; these too are good by radiogram standards but likely to fall short of more expensive multiple loudspeaker units. We doubt the wisdom or the efficacy of simply replacing the loudspeakers. Your best plan would be to sell or trade your present system for one more appropriate to your present demands.

VLF RECEIVER: I noticed in a recent copy of your magazine a reference to a VLF receiver. I have been looking for such a receiver for some time now but have been unsuccessful. A simple 3-valve TRF would be just right for my purpose. It should have a frequency coverage from 150 to 550KHz. In regard to the crystal clock, I noticed a reasonably complex one in "Practical Electronics" for September, 1968. The article warns the constructor against the high cost of constructing a crystal clock, the cost of the crystal alone being £15/1/6 (sterling). (T.R., Darwin, N.T.)

● Thank you for your various observations. It is true that a crystal clock must look expensive against the usual mains operated unit but people still seem to want them!

UPDATED SMALL SETS: I am a member of that large army of hobbyists who, in spite of owning elaborate stereo equipment and the like, still derive a special pleasure from building small transistor sets. Back in June, 1957, you detailed a one-transistor receiver, recommending an OC44 or OC45 in preference to an OC70 or OC71 which "are not capable of amplifying efficiently the entire broadcast band." But in the following issue, you prescribed an amplifier using an OC71! How come? All this happened 12 years ago. How about some updated small sets for those of us who still find fun in building them? (L.M., Melbourne, Vic.)


● Fair comment, L.M. The answer to your specific question is quite simple. The OC71 serves as an audio frequency amplifier and is called upon to amplify frequencies up to a few thousand Hertz only. If used as an RF amplifier or detector, it would have to operate at frequencies up to 1600KHz.

STENCIL CUTTER: I refer to the letter by your correspondent C.M.L. of Broken Hill, which appears in the December issue of E.A. I, too, have thought of trying to build a stencil cutter. I will be watching your columns for other readers' comments. May I congratulate you also on the high standard of the magazine, which I have enjoyed regularly for ten years. I appreciate especially, the high ethical standard which you require of yourselves and of other people in the industry and the "friendly atmosphere" which has been maintained despite the increasing sophistication of equipment and your magazine over these years. (M.D., Port Lincoln, S.A.)

● To date, there has been no other reaction to the letter about a stencil cutter and we cannot foresee any article on the subject in the immediate future, unless one comes to hand from a contributor "out of the blue." Thank you, indeed, for your other comments. What you have summed up is the kind of magazine we try to produce, problems notwithstanding.

THREE POPULAR SOLID STATE STEREO AMPLIFIERS FROM THE SOUND/ENCEL STABLE!


With specifications that demand attention and most effective quality control in manufacture, it's not surprising that Sound stereo amplifiers command a high proportion of the markets in their respective price ranges. In Australia Encel prices make Sound amplifiers better value than ever. Ask for a trade-in valuation when you write or call!



SOUND MODEL SAQ-203 SOLID STATE STEREO AMPLIFIER

Frequency response is 30-20,000 Hz. and input sensitivity suits magnetic cartridges at 3 mV. Output is 12 watts R.M.S. or 30 watts E.I.A. peak power. 18 low noise transistors. Headphone jack, all necessary controls, attractive front control panel. Speaker matching for 4, 8 and 16 ohm. speakers or speaker systems. An ideal compact amplifier for use with tape recorders or for building into cabinets and bookshelves. Inc. sales tax


\$74.50



SOUND MODEL SAQ-505X SOLID STATE STEREO AMPLIFIER

With an output of 25 watts R.M.S. into 8 ohm. speaker systems, the 505X represents outstanding value for money. Frequency response is 20-20,000 Hz. plus or minus 1 dB. and extends well beyond this range. Sensitivity is 3 mV. for magnetic cartridges and all desirable control facilities are incorporated. This powerful amplifier is bargain priced by Encel Electronics at only

\$119.50



SOUND MODEL SRQ-602X SOLID STATE STEREO TUNER/AMPLIFIER WITH OVER 100 WATTS MUSIC POWER OUTPUT

With an extremely flat frequency response of 20-20,000 Hz. plus or minus 1dB. and extending well beyond these figures, the Sound 602X incorporates 29 transistors and 19 diodes. Sensitivity is 3 mV. for magnetic cartridges, 50 mV. for crystal/ceramic cartridges and 250 mV. for auxiliary inputs. Sides of the cabinet are selected Danish teak and the modern design will blend with period or contemporary decor. Every desirable control facility has been incorporated as well as loudness, rumble and scratch filters, a headphone jack and tape monitor controls. The AM tuner brings in distant stations easily and is remarkably sensitive. Encel price, inc. sales tax is

\$189

Encel
ELECTRONICS
(STEREO) PTY. LTD.

Head Office:

431 Bridge Rd., Richmond, Victoria 3121.
Tel. 42 3762.

Sydney Store: Ground Floor, 25M Building
257 Clarence Street, Sydney, N.S.W. 2000.

Tel. 29 4563, 29 4564.

*Wholesalers *Trade-ins accepted

Australia's Greatest Hi-Fi Centre

BELOW \$ PRICE!

\$73

SAVE \$104

BRAND NEW 2.5 h.p. OUTBOARD MOTOR

12 months warranty

SPECIAL FIRST RELEASE 'TAS' SEA HAWK MK. II

The new 1969 version of the original Sea Hawk outboard. Powerful enough to drive a 12ft. boat at 10 m.p.h. 35lb. static thrust equal to 3 h.p. model of well known make. Uses only 1 pint fuel per hour. Weighs only 23lb. Spares will always be available. Write for full information.

NIFE BATTERIES—95c

(Pack, despatch and post 10c ea.) Brand new! Nickel-iron, spill-proof, leak-proof cells—Lasts forever. 4 A.H., 1.2 volts. Sizes $3\frac{1}{2}'' \times 2\frac{1}{2}'' \times 1\frac{1}{2}''$. Couple together for any voltage—superb for spotlights, lamps, bells, flash equipment, etc. Set of 10 gives 12 volts 4 A.H. \$7.95 (Pack post \$1); Set of 5 for 6 volts. 3.95 (Pack post 50c). Large size 1.5 volt 15 amps. hours: $8'' \times 4'' \times 2''$ \$2.75. Post 75c. Set of 8 for 12 volt \$20. Freight \$4. Set of 4 for 6 volt \$10. Freight \$2.50.

Famous E.M.I. TRANSFORMERS \$6.50

Brand new! These were made for the British Admiralty, are tropicalised for indefinite storage. Primary 10/0/200/220/240. Secondary 300/0/300 volts at 150MA. 6.3v. at 3 amps. and 5v. at 3 amps. Govt. cost \$40.

SPECIAL OFFER!

Brand new STEPDOWN TRANSFORMERS \$1.50 (Post 30c). 240-volt input 21-volt output. 1.5 amps push-on terminal lugs with inbuilt heat relay. (Cuts off current if overloaded.)

English 240 volts to 14.5 volts at 11 amps. Stepdown Transformers. Also tappings for 31 volts at 6 amps., 7.2 volts at 10 amps., 8.5 volts at 5 amps., 7.5 volts at 6 amps.

Made by "COSSOR". Weight 16 lbs. Rail freight collect. \$11

20 amp. SILICONE DIODE RECTIFIERS to suit; two needed. \$1.20 each. A large purchase of these, factory fresh and brand new. Sold separately if required.

4 AMP 3-18 volt SELENIUM RECTIFIERS
Current English make. Brand new. Converts A.C. to D.C. \$1.50. Post 25c. 2½ AMP. 85c (Post 15c).

Brand New 40-Piece TAP & DIE SETS \$9.95

Freight \$1.50. 40-piece stocks and dies covering the full range S.A.E. and WHIT. in the one box. TUNGSTEN STEEL $1\frac{1}{2}''-1\frac{3}{4}''$. Complete with dies stock, tap wrench, tap holder, pitch gauge, driver — in strong metal case.

Brand New 32-Piece Socket Sets \$3.75

Freight \$1. Full range $3/16''$ to $15/16''$. Chrome-plated, drop-forged, alloy steel in S.A.E. or WHIT. Complete with 2 "L" handles, 2 ratchet handles, three-piece adaptor, flex handle, plug wrench, tommy bar . . . all in strong metal case. A bargain usually twice this price. Please state S.A.E. or WHIT.



BURGLAR SIREN \$11.50


Post 75c. Comprises a very efficient, beautifully made rotary siren (can be heard up to 1-mile away); battery pack (with 4 1.5V "C" batteries); leads and manual switch, which can be positioned anywhere handy. Siren can be installed inside or outside of house — sounds for 3 hours on batteries (or until switched off). Easily installed in minutes. Ideal for properties, schools (lunch break, etc.) cars, boats. Siren sold separately for 6V D.C. use \$7.95 (post 50c). Fire alarm temperature sensor operates siren when temperature reaches 135° F., extra \$4.50. MICRO door/window switch triggers siren when door is opened; extra \$2.35 each.



"ABNEY" CLINOMETER LEVELS \$9.50

Post 50c. A new and improved version of the well known reflection hand level. Provides highly accurate calculation of angles and degree of inclination. Makes an ideal topographic level that permits preliminary surveying with little experience necessary. Arc swings through 90° up and down. Graduated by degrees from 60 degrees in 1 degree steps either side of zero. Direct vernier reads 0 to 10 minutes. Precision make with fine prismatic system, adjustable bubble levels. Leather carrying case and shoulder straps included. 5" long, weighs 1lb. Ideal for ensuring accurate boundary lines and fencing, levelling, grading, irrigation, drainage, building and foundation work, etc.

BATTERY CHARGERS



\$17.50

• Charges 6V and 12V Batteries overnight • High 4-amp. charge rate • 12 months written GUARANTEE.

Top quality! Top performance! A fantastic direct deal from top manufacturer. They are usually sold at \$30.00. Finest quality components; steel case. Charges 6v. and 12v. Batteries from 240v. A.C. mains. Complete with fuse, ammeter, long lead with alligator clips for battery terminals and long flex with 3-pin plug. Units are brand new in carton and have passed strict electrical authorities test.

Use also for electric fences and electric model trains. Special condenser for electric fences and electric model trains, extra \$1.75.

TINY ENGLISH SUPER-SENSITIVE CONCEAL-ABLE MICROPHONES 95c

Originally made for hearing aids. Size $1\frac{1}{2}'' \times \frac{1}{4}''$. Extremely sensitive. Can also be used as miniature speaker. Use for tape recorders, guitars, etc. At a fraction of their original cost. Freight free.



\$12.50 5,200 G.P.H. CENTRIFUGAL PUMP

6 MONTHS' GUARANTEE
A real scoop! Direct purchase and top quality. 1½" inlet, 1" outlet, corrosion proof (salt water proof), all metal centrifugal pumps. Capacity up to 5,200 g.p.h. pressure up to 60 P.S.I. Heavy duty bearings gives pump smoother running and long life. Handles heaviest loads and highest speeds — designed to dirt, solids such as sand, silt, dirt, etc., without damage. Heads to 120ft., suction lift to 25ft. A bargain never before offered in Australia. Spare parts always available. Post valve for ¾" hose \$1.55; for 1½" hose \$1.85. Post 20c. If separate. 3" pulley to suit \$1.50

Mail orders to
DIRECT DISPOSALS
36 HELEN ST. VALLEY
BRISBANE, 4006
3 shops Brisbane
Phone 5 4833



Tremendous SAVINGS

Brand new Army "L" FIELD TELEPHONES \$15.50 (2 for \$29)

Made by L. M. Ericsson **6 MONTHS' GUARANTEE**
Pack freight \$1 extra per phone. housed in completely rust proof metal case. Has long distance ringing generator complete with bell. As used by P.M.G. linesmen and the Army. Ideal for property to property, house to house or shed, line testing, fire fighting communications, etc. Range over 20 miles; use fencing wire (just insulate on posts). Absolutely brand new in original wax sealed cartons. Govt. cost over \$100. Size 10" x 5½" x 5". Battery set 80c extra per phone.

Famous 200 H Model 20,000 OHMS MULTIMETERS \$9.75

200H model with overload protection. Extremely sensitive, for use in laboratories, etc., and for checking any electrical apparatus; measures to 2,500 volts, etc., \$9.75. Post 50c.

RANGES:— D.C. VOLTAGE: 5-25. 50-250-500-2.5K (20,000 ohms per volt). A.C. VOLTAGE: 10-50-100-500-1000 volts (10,000 ohms per volt). D.C. CURRENT: 0-50 uA. 0-2.5 MA. 0-250 MA. RESISTANCE: 0-6K, 0-6mg. (300 ohm and 30K at centre scale). CAPACITANCE: 10 uF to .001 uF, .001 uF to 1uF. DECIBELS: -20 to +22DB



Amazing Offer! FAMOUS 1HP PETROL ENGINES \$2750


With automatic inbuilt centrifugal clutch.

Made in Japan and brand new. **3 MONTHS WARRANTY**

Pack, post 75c. A mighty little power plant made by the world famous T.A.S. Motor Co. "TAS" precision-engineering has produced this powerful, compact unit unrivalled for long trouble-free service. Spare parts will always be available even in years to come. Specifications — • 2-stroke air-cooled by large fan. • Bore and stroke 30x30 mm. • speed range 1,500-6,500 r.p.m. • max. power 1 h.p. at 6,500 r.p.m. • cylinder barrel-alloy with long life nickel chrome liner. • conrod bearings — large rollers in a precision-forged steel conrod. • main bearings — heavy duty ball bearings. • magneto—high intensity; tropic-proofed, fly wheel type. • will run in any position. • complete with instruction book, parts list and set of tools.

1h.p. motor as above with 3,300 r.p.m. gearbox and built-in centrifugal clutch \$33.90.

Use for driving pumps, generators, go-karts, compressors, etc.



"HUGHES" AIRCRAFT GEARED MOTOR \$5.50

Post 50c. 3 h.p. geared motor made by Hughes Aircraft Co., U.S.A. for feeding ammo. belts to gun turrets. Has 2 sprockets turning at approx. 100 R.P.M. "A little power baby" with many uses; including turntables, small winch, etc. For 24/32v. D.C. use (works perfectly on 12v.).

TWIN MOTOR ACTUATORS \$13

Made by "Lucas". Consists of two separately energised motors and gear units coupled together through a common "T" drive shaft unit at the centre. For 24V D.C. operation. 13.5lb./ft. at "T" shaft. Govt. cost \$250. Sizes overall 19" x 8" x 5". Drive shaft 1½" dia. by 1½" long. Brand new freight \$2.

AIRCRAFT ROTARY ACTUATORS \$9.50

Pack, post 50c. New! Made by "Plessey" England. Size 6" x 4". Many uses including remote control turning of TV or radio antennae.

"ACOS" REPLACEMENT CRYSTAL CARTRIDGES, each brand new in box with STYLUS. Post 20c. GP 91-2 high output MONO. Usually \$6 — now \$2.50. GP 73-2A STEREO. Usually \$7.50 — now only \$3.75.



Brand new ENGLISH Electric PAINT SPRAYERS \$13.95

(Pack, Post 50c) Save \$12. These famous English spraying outfits are usually \$26. Comprises complete modern, electric spraying outfit complete with variable jet; adjustable by knurled knob. Has two containers, flex and plug. Built-in 240 volt A.C. reciprocating motor — for professional finishes to all paint jobs and enamels and spraying insecticides 1969 model new in cartons.

DIRECT DISPOSALS Mail Order Bargains with a MONEY BACK GUARANTEE
Money cheerfully refunded if not completely satisfied — from Australia's top mail order Specialists — Established 23 years

MULTIMETER DESIGN: Would you please publish a circuit for a multimeter using a 0-1mA meter movement. (J.E., Seaford, Vic.)

● We have published a number of multimeter designs which would satisfy this requirement, ranging from very simple designs to relatively complex ones. The last design was the Protected Multimeter of December, 1959/January, 1960. Reprints of the article are available for 20c.

REDUCING MAINS VOLTAGE: Is it possible to reduce the voltage of the power mains without the use of a power transformer? I wish to build a small receiver which was described in an American magazine, but the receiver is designed for the American mains voltage of 117 volts and I don't want to have two mains transformers. (A.S., Hurstville, N.S.W.)

● There are other ways of effectively reducing the mains voltage applied to equipment, A.S., but they are neither as safe nor as efficient as a transformer of either the separate-secondary or auto-winding variety, and we cannot recommend them. Do not despair, however, for there is an easier way out of your problem; simply substitute for the 117-volt power transformer specified a locally-made unit giving the same, or a close approximation of the required secondary voltages, but with a 240-volt primary. You would probably find it almost impossible to obtain the originally specified transformer here anyway, except perhaps on special order—so that this procedure is really the most practical solution in all respects. A chat with one of the larger trade suppliers, or with one of the electronic equipment transformer manufacturers, should quickly discover the locally made transformer nearest to the circuit requirements.

ENGINE NOISE: I have a car radio fitted in a car which has an AC generator. I find that it is not possible to suppress the engine noise with a 0.5uF capacitor on the generator and a resistor in the HT line. When so connected it makes the noise increase. Can you please tell me how this trouble can be rectified? (J.P., Marrickville, N.S.W.)

● We published an article in the February, 1969, issue which described how to install a car radio. This included hints on suppressing interference. Copies of the article are available through the Information Service for 20c each.

MEGAHERTZ TO METRES: Have you ever published a frequency table for changing megacycles (megahertz) to metres or vice versa? I have a set with a short-wave range from 3.5 to 7.5MHz and am confused by shortwave schedules which are given in metres. (P.G., Yallourn, Vic.)

● The conversion you require is simple. A constant of 300 divided by frequency in MHz will give wavelength in metres. The same constant divided by wavelength in metres will give frequency in MHz. Incidentally, most short-wave schedules, including those published in our own magazine, are now given in frequency rather than wavelength, since frequency has long been the preferred system. We strongly recommend that you learn to think in terms of frequency rather than wavelength.

ELECTRONIC CALCULATOR: I wish to build an electronic calculator capable of addition, subtraction, multiplication and division, and which includes a memory. I need a unit of this type for my job, yet the least costly commercial units on the market are around \$1100 each. Can you supply the necessary circuits and constructional information? (K. W.B., Elwood, Vic.)

● To date we have not described a project along these lines, K.W.B., and to be frank we doubt whether we shall be able to do so in the foreseeable future. To be

of much practical use, an electronic desk calculator of the type which you envisage tends to be more complex than a small general-purpose computer. This, together with a likely cost of at least half that of commercial units, suggests that a project along these lines would interest few readers, yet would involve our staff in considerable development time. We could be viewing the situation over-optimistically, we admit; if subsequent to this reply we become swamped with letters from readers eager for a project along these lines, we'll have another look at the idea.

TRANSPORTA RECEIVERS: I would like to know the month and year, the volume and number of the issues that contained the "Transporta" receivers. (E. J.L., Cairns, Qld.)

● The "Transporta Four" was published in October 1959 (Vol. 21, No. 7), the "Transporta Six" in August, 1958 (Vol. 20, No. 5), and the "Transporta Seven" last appeared in December, 1963 (Vol. 25, No. 9). Copies of the articles describing the Transporta Four and Seven are available through the Information Service for 20c each. For a similar fee we can supply the circuit and other drawings on the Transporta Six.

DESIGNS WANTED: I must congratulate you on an excellent magazine, but since I began reading it I have not been able to find any sound television receivers or SSB transmitting equipment. If you have published such articles could you please tell me the dates. (M.A., Woodville Gardens, S.A.)

● Thank you for your opinion of our magazine, we do try to please as many readers as possible. We have not developed a receiver for television sound only, largely because the cheapest and easiest approach is to use a second-hand TV set, if necessary minus the picture tube

and EHT. We did publish the "Fremodyne Four" in June, 1967, which can receive the TV channels, but it will not give high quality sound. We published the design of an SSB transmitter from December, 1966, to March, 1967, inclusive. Copies of these articles are available through the Information Service for the usual 20c fee.

COST OF PARTS: Could you please advise me of the approximate retail price of the parts used in the "Novelty Keyboard Organ" featured in the January, 1969, issue? (S.M., Wahroonga, N.S.W.)

● We are not in a position to quote prices for projects described in the magazine. We have stated this many times in these columns and we also mention it in the "Information Service" panel published each month in these pages. All inquiries regarding availability and cost of kits should be directed to the firms who advertise such kits. They are in a far better position than we are to quote prices.

LIST OF PROJECTS: Do you have a list of circuit plans which you have available from your files? If so, what is the cost of the list? (R.W., Thames, New Zealand.)

● We have on file, in one form or another, almost every project we have ever described since the inception of the magazine in 1939, and it can be readily appreciated how big a job it would be to list them all. We publish an annual volume index in March of each year and the "Construction" section gives a complete guide to the projects which have been described during that year. We suggest that this be used by all readers wanting to know what projects are available. Copies of these indices are available back to volume 15 (1953-54), but excluding volume 16. Price, 20c each. If earlier ones are required, we may be able to arrange a photostat copy. □

FIELD SALES ENGINEER

ELECTRONIC COMPONENTS

Cannon Electric (Australia) Pty. Ltd. is looking for a Field Sales Engineer to operate in the Sydney area.

WHAT THE POSITION IS:

Selling the company's products to the electronic industry both at engineering and purchasing levels.

THE PRODUCTS:

Cannon Electric manufactures the well-known range of Cannon connectors in Australia and is also the sole Australian representative for:—

Motorola—Semiconductors.

Sprague—Capacitors.

Welwyn—Resistors.

Magnecraft—Relays.

and other top name electronic components.

WHAT WE WANT:

Ideally, we are looking for someone who has experience in selling electronic components, but if you have an electronic background and a desire to enter the selling field, we would like to hear from you.

THE COMPANY:

Cannon Electric has its head office in Melbourne and operates area offices in Sydney and Adelaide.

Our policy is to satisfy the requirements of the electronic industry for high quality components and we regard the field sales engineer as an important link in achieving our aim.

We are growing rapidly and opportunity for advancement is excellent.

INTERESTED?

Then write to the—

Marketing Manager,
Cannon Electric (Aust.) Pty. Ltd.,
P.O. Box 22,
BRIGHTON EAST, 3187,
VICTORIA,

giving us a brief resume of your personal details and your business and electronic background.

SOUND PROJECTORS

Cinevox Prefect and Hamour and Heath 16mm in good working order. 240v operated. complete with speaker and amplifier. **from \$90.00**

CIRCULAR SLIDE RULE

3 3/4 in diameter. Will do the same work as the conventional slide rule. Instruction book included.

\$1.25 each
Post 10 cents.

REFLECTOR GUNSIGHT

Contains these lenses:

1 Lens 1 in Focus. 1 1/2 in diam.
1 Lens 1 1/2 in Focus. 1 1/2 in diam.
1 Air-spaced Lens. 1 1/4 in diam.
1 Filter Lens. 1 Graticule.
1 Lampholder. **\$1.85**
Post. N.S.W. 30c; Interstate: 40c.

P.M.G. TYPE TELEPHONES

Standard desk type with magneto bell calling device. Range 30 miles. Uses standard batteries at each phone. Any number can be connected together on single line. **\$23.00**

(2 TELEPHONE SETS)

30c cartage to rail. Freight payable at nearest attended railway station.

Please note we are now able to include 1/2 mile of telephone cable FREE with each set of Phones.

BATTERY CHARGERS

240 volt A.C. Input.
Each battery Charger will charge either 6 or 12 volt batteries.
2 amp. without meter. **\$13.75**
2 amp. with meter. **\$15.75**
4 amp. with meter. **\$19.50**
Post N.S.W. 70c; Interstate 95c.

MINIATURE ELECTRIC MOTORS

1 1/2 to 3 volts D.C. Ideal for model boats, cars, planes, etc. Strong torque. Only **65 cents each or 10 for \$4.00.** (Post 7c).

TRANSCEIVER

(2-way radio) R.C.A. America RT 68. 24 volt. operated 10 watt output 38-54 megacycles F.M. crystal locked. Transmitter and receiver using frequency synthesiser in 100 K/c/s: step 10 channel per meg/cycle with power supply. Leads, mike and headphones **\$90.00.** 60c cartage to rail. Freight payable at nearest attended railway station.

TRANSCEIVER

(2-way radio) 62 set Ideal small ships. Hams, etc. 1.6 to 10 mcs. Crystal locked or V.F.O. controlled 5 watt output. Complete with antenna, headphones and mike but not air tested. **\$60.** air tested **\$90.** Not tested incomplete (without accessories **\$25).** 60c cartage to rail. Freight payable at nearest attended Railway Station.

HEAD. PHONES

Low impedance moving coil fitted with rubber muffler to reduce external noise. fitted with press to talk. dynamic hand microphones. Ideal for use with all types of transceivers. **\$3.50 pair.** Same with black felt muffler. **\$4.50 pair.** Post N.S.W. 25c; Interstate 30c.

RECORDING TAPE SPECIALS

EMI TAPE at a fraction of the Retail Price, direct from one of Australia's leading Broadcast studios.

Used in good condition.
1.800ft. 7in spools. **\$2.75.** post 25c
900ft. 5in spools. **\$1.68.** post 25c
300ft. 3in spools. **65c** post 13c

MINIATURE CRYSTAL EARPHONE

With Cord and Plug. 75c. Post 4c.

16FT. WHIP AERIALS

6-Piece, brand new. **\$5.75.** 60c cartage to rail. Freight payable at nearest attended railway station.



P.M.G. Phone Jack and plugs. 25c each. 45c the pair. Post 7c.

NIFE CELLS

1.2 Volt fully charged. 4in x 3in x 1in 4 AH. **\$1.00 each**
Post. N.S.W. 25c; interstate 35c.
1.2 volts 15 AH. 8in x 4in x 2in. **\$3.95**
2.4 volt 10 AH. 6in x 2 1/2in x 2in. **\$2.50.**
Post. N.S.W. 30c; interstate 40c.

WALKIE TALKIE TWO-WAY RADIOS

P.M.G. Approved Citizen Band. 9 Transistor. **\$79.00** per set of 2. Post. N.S.W. 50c; interstate 60c.



P.M.G. TYPE KEY SWITCHES. 45c each. Post 15c.



45 x 40 coated Lens with tripod **\$10.95**

30 x 30 Power Coated Lens Brand new. **\$3.75**

60 magnification with a 60mm coated objective lens. With tripod.

\$23.00

As illustrated.

Postage. 95c; Interstate \$1.20.

HIGH STABILITY RESISTORS

I.R.C. brand new 1/4w 1w, 2w. tolerance between 1 and not exceeding 5 per cent including 1K 15K. 22K. 27K. 100K. 180K. 220K. 560K. 820K. ohms. Usual price 40c each. 50 assorted different values for only

\$3.75 Post 15c.

522 TRANSCEIVERS

100 to 150 m/c/s. **\$35.00**

TYPE S POWER SUPPLY

(240 Vac supply for AT 5-ARB) suit most types of Disposal transmitters and receivers outputs 250 volt. 10ma 550 volt 200ma, 300 volt 100ma. **\$30.00**

TELEPHONE WIRE

21 gauge copper, plastic covered. Ideal telephone or bell wire. 1.320ft coil of twin (equal 1/2 mile) **\$7** per coil. Post. N.S.W. 70c; interstate \$1.20.

SWITCHBOARD FRAMES

Steel ex-P.M.G. Height 45in x 27in x 34in. will make ideal test bench. **\$10.**

\$1.00 cartage to Rail.

Freight payable at nearest attended railway station.

SCOOP PURCHASE

Grumo Motors. New. Made in U.S.A. 4-speed 240 volt A.C. 50 cye. Only **\$2.75** each. Post. N.S.W. 30c; interstate 40c.

CO-AXIAL SWITCH

70 ohms 4 positions. can be motor driven completely waterproof 70 ohms type connectors. Housed in metal case 9in x 8in x 8in **\$5.00** each. Post N.S.W. 70c. Interstate \$1.20.

VALVES BRAND NEW IN CARTONS

Special discount for quantity

807	75c	X61M	\$2.20
6SN7GT	95c	CV850	\$1.50
8989	\$1.00	1H6G	30c
12SA7	\$1.25	832	\$5.00
5U4G	95c	6F13	75c
77	\$1.00	6AK5	\$1.50
EF50	35c	6X4	\$1.00
6U7	75c	6F3	75c
V1103	\$1.00	12SK7	50c
VH120	75c	VR1120	50c
IL4	\$1.00	VR118	75c
5Y3	\$1.75	VR65	25c
6C4	50c	VT4C	75c
2 x 2	75c	AU5	\$1.00
6AG5	80c	80	\$1.25
12AU7	\$1.00	6AK5W	\$1.50

CATHODE RAY TUBES

3FP7	\$2.95	5BP1	\$3.50
3JP1	\$2.95		
V1669 4/1	\$2.95	CY2184	\$2.95

PLEASE ADD POSTAGE ON ALL ARTICLES

MINE DETECTORS

Ex A.M.F. with Instruction Book. Complete in wooden case. Ideal for plumbers, councils for locating buried pipes, etc. Freight payable at nearest attended railway station. **\$39.00**

4 DIGIT RELAY COUNTERS

50-volt D.C. suit slot car. Lap counters, etc. **\$1.25** each. Post 13c.

ALTEC STUDIO MICROPHONES

639B Western Electric, top grade. original cost **\$250.** ideal Broadcast Studio. music recording. Church and play recording, etc. Fraction of original cost. Price on Application.

240 VOLT 522 POWER SUPPLY

Supplies all necessary voltages to operate 522 transceiver from 240 V A.C. Complete and ready to plug in **\$30.00.**

SPECIAL lucky dip valve offer. 15 new valves in cartons for only **\$2.00.** We haven't got time to sort them. so you reap the benefit. Post 60c.

SOLENOIDS

Plunger Type 12V 300M.A. Suit electric camera control, miniature trains, radio, etc.

\$1.25. Post 10c.

200 Mill. amp. 24 volt. 1/8in push movement. **\$1.25.** Post 10c.

LENSES

TOP GRADE ACHROMATIC 2in DIAMETER. 20in FL ideal as telephoto lens, telescope objectives. **\$13.** Postage 46c.

CONDENSER LENS

2 1/2in DIAM. 2in FL. **\$1.50** each or **\$2.50** per pair. Post 21c.

CONDENSER LENS

1 1/2in diam. 1 1/2in FL. **50c** each. Postage. 17c.

FOUR CHANNEL BRANCHING AMPLIFIER

With 4in Vii. meter GLORAD. Complete with Portable Power Converter. 600 ohm balanced input and output. Ideal for outside broadcasting, etc.

\$39.50

MONITOR SPEAKER UNIT

Ex-A.B.C. consisting of low resistance 8in speaker in Acoustic Labyrinth Baffle Box. complete with 10-watt amplifier, 600 ohms plus 80hm input. 240 volt A.C. operated.

\$37.50

TEN CHANNELS VHF TRANSCEIVER

Types TR1934 100-125 meg/cys. and TR1935 125-150 meg/cycles. 28 volt DC operated AM single crystal locks both TX and RX on same channel complete with generator.

\$33.00

CRYSTAL CALIBRATOR

With 500Kc crystal up to 32 meg/cycles.

\$15.00

BENDIX BC221 FREQUENCY METERS

Built-in 240 volt power supply, perfect condition.

\$90.00

AMPLIFIER

Subminiature 4-Transistor Audio Push-Pull. **\$7.00** Post 50c.

Deitch Bros.

70 OXFORD STREET, SYDNEY, 2010

SORRY, NO C.O.D.

ORGAN VIBRATO, TREMULANT

(Continued from page 69)

previous circuit in figure 2. This same output buffer, providing two times voltage gain, is also used in the present circuit (T7 and T8) following the third and last modulating stage, T6.

In a sense, the various units used in the three-stage vibrato can be considered as building blocks. By appropriate interconnection, various requirements of phase deviation and input impedance can be satisfied.

One other contribution to the flexibility of the unit has been made by increasing the specified supply voltage to 12. Allowing for decoupling, this permits the use of a 9V zener and supply for the signal frequency circuits and allows them to cope with up to 1V RMS at the input, without overloading the output stage. In these circumstances, the unit can be introduced into any convenient portion of the organ preamplifier circuitry, where the maximum anticipated signal level lies below 1V RMS.

The decoupling just mentioned is an inbuilt precaution against modulation of the signal circuit supply by the varying lamp current, with consequent and possibly deleterious amplitude effects. Its importance would vary with the impedance of the supply actually provided.

The current required was measured at 54 milliamps.

An article, entitled "Power Supplies For Transistors In Valve Equipment," was published in the October, 1968, issue. It was a general presentation of methods for deriving low voltages in valve equipment. There is sufficient information in the article for readers to construct a power supply for either vibrato circuit, using either the filament line in a valve equipment, or a supplementary transformer.)

Whatever the form of the supply, and despite the in-built zener diodes, reasonable filtering must be provided. Since the vibrato units operate ahead of the main power amplifier, undue ripple on their supply will inevitably produce a hum problem.

In terms of their construction, both vibrato units are similar and relatively simple. To a large degree the style of construction and layout can be altered to suit the requirements of particular applications. For the prototype units, we found that a length of "matrix" board served very well as a construction basis, enabling a workmanlike appearance to be achieved.

As will be apparent from the accompanying photographs, the wiring method is to simply push the component leads through the board and solder them, point to point, on the underside. For prototype construction this is a very easy and quick method and most home-builders will probably rate it as perfectly satisfactory for the finished article as well.

Alternative methods might include the use of the special metal pins for use with "matrix" board, miniature resistor panel or the more conventional tag-panel wiring. The primary requirements are correct electrical connections and well soldered joints.

The placement of components in the prototype units follows as far as possible the circuit progression. There should be little difficulty in recognising the various sections.

The layout sequence for the small unit begins at one end with the largest lamp-driving transistor followed by an associated current amplifying transistor. Adjacent to this pair are the two transistors and associated components in the phase shift oscillator. Separated from this section by the zener diode are the single modulating and output stages.

The LDR and lamp are assembled in a 14in length of tubing which can be cut from any convenient material, provided that it excludes extraneous light. We found that the aluminium cans from some discarded electrolytics made very satisfactory housing. Incidentally, their internal diameter was 9/16in comfortably enclosing the LDR. The lamp was inserted in the other end through a rubber grommet and pushed against the LDR encapsulation. The complete assemblies were then simply wired to the component board.

Although there are more components in the larger vibrato unit and the layout is a little more compact, the various sections can be seen quite clearly. Again the lamps' driving amplifier and phase shift oscillator are

at one end of the board. Next to these sections, separated by a zener diode, is the output stage and then the last LDR/lamp complement.

Between the middle and last LDR/lamp complements is the second impedance buffer stage comprising transistors T5 and T6. Next, there is the middle can followed by the first buffer stage (T3 and T4), with the first modulating stage (T1 and T2) at the end.

The LDR/lamp cans in this unit were not wired down on the board. Instead, the rigidity provided by two bus bars supplying the lamps together with the LDR pigtailed was sufficient to securely retain the cans in position.

Connection of the various function controls and input/output signal leads were made directly to the back of the component board. If desired, the heavier shielded leads could be tied down with light gauge tinned copper wire or form-tying plastic.

**WE
SPECIALISE
IN
TAPE RECORDERS
EXPERT REPAIRS**

To all brands by German technicians in
modern equipped workshop.

Contact
REKLA

KLAPP ELECTRONICS PTY. LTD.,
224 CHAPEL STREET, PRAHRAN, VICTORIA.
TELEPHONE: 51-4653.



COMMUNICATIONS RECEIVER

- 4 BANDS COVERING 540 Kcs. TO 30 Mcs.
- TWO MECHANICAL FILTERS ENSURE MAXIMUM SELECTIVITY.
- PRODUCT DETECTOR FOR S.S.B. RECEPTION.
- AUTOMATIC NOISE LIMITER.
- LARGE TUNING AND BAND-SPREAD DIALS FOR ACCURATE TUNING.
- CALIBRATED ELECTRICAL BANDSPREAD.
- "S" METER AND B.F.O.
- 2 MICROVOLTS SENSITIVITY FOR 10 dB S/N RATIO.

PRICE: FOR/FOA SYDNEY: \$175.00

CONSULT YOUR LOCAL RADIO DEALER, OR

MAIL THIS COUPON *today*

Please forward free illustrated literature and specifications on Trio equipment.

Name

Address



(A unit of Jacoby Mitchell Holdings Ltd.)

376 EASTERN VALLEY WAY, ROSEVILLE, N.S.W.
Cables and Telegraphic Address: 'WESTELEC.'
Sydney. Phone: 40 1212

LOW VOLTAGE FLASHERS

(Cont. from page 75)

of an astable multivibrator. The duty cycles are similar, the differences comprising a few minor variations of component values. For a brief description of circuit operation we will restrict our comments to the second high current version.

For convenience assume that initially the Darlington configuration of T2 and T3, which drives the lamp, is cut-

A modification for either circuit making them light activated is shown at right. The extra components required include a transistor, LDR, potentiometer and one resistor.

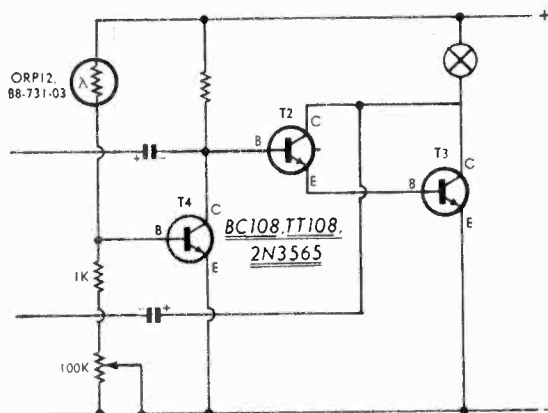


Figure 3

MODIFICATION FOR LIGHT CONTROLLED FLASHING

off with collectors at full supply potential and lamp extinguished. This condition causes the 30uF capacitor to charge through the base of T1, holding that transistor conducting and in saturation till the capacitor has almost fully charged.

When charging current can no longer saturate T1, its collector voltage tends to rise to supply potential and the 500uF capacitor commences to charge into the base of T2. As before, the charging current causes the Darlington pair to saturate and light the lamp for the period it takes to charge the 500uF capacitor. When the capacitor is charged, T2 and T3 are returned to the cut-off condition, the lamp is extinguished, and the cycle repeats with T1 driven into saturation.

Darlington pair configurations have been used in both flasher circuits to reduce the level of saturating base current required by the lamp driving transistor. By emitter follower action T2 provides the large base current required by T3 to permit saturation with the low collector load resistance provided by the lamp.

Even with the large current gain achieved by compounding T2 and T3, the base current required by T2 is considerably larger than the saturating

base current of T1. For this reason the 500uF capacitor coupling into the base of T2 is relatively large even though the on-time of T2 and T3 is very much less than T1. With only a single transistor driving the lamp, rather than the Darlington pair, the value of the base coupling capacitor would be many times larger than the present 500uF. So large, in fact, as to be impractical.

In some situations it might be convenient to have the flashers as described switched on and off by the ambient light conditions; for instance, on an unattended mooring buoy. This can be quite easily arranged by incorporating a light dependent resistor in the circuit. The appropriate modification, suitable for either flasher circuit is shown in figure 3.

An additional transistor is used in conjunction with the light dependent resistor to effectively hold the Darlington pair in a cut-off condition while ever light is falling on the LDR. When the LDR is not illuminated its resistance is very high, T4 cannot conduct, and the Darlington pair will become saturated. A 100K potentiometer is provided to adjust the level of illumination at which the flasher will commence to operate.

GOOD RADIO ANNOUNCERS

Are always in demand

Obtain your copy of

"HOW TO BE A SUCCESSFUL DJ"

BY 3KZ's KEVIN O'GORMAN

LEARN AT HOME

It covers every avenue of Radio, from Disc Jockey work to Interviewing, News Reading, Reading Commercials and how to develop a radio personality. Please enclose postal order for \$2 plus 25c postage, to:

D.J. BOOK

Box 118, P.O., Clayton, Vic.
3168

RADIO ENTHUSIASTS

Learn amateur radio in your spare time.

Whatever your interests are in amateur radio, there's a Stott Radio course for you. Easy to follow. Practical. Modern. Guidance all the way by top-flight radio engineers.

Radio for amateurs

Learn the exciting skills of building modern radio receivers. Learn about the latest advances in electronics, design, construction and operation.

Let Stott's show you how.

Amateur Operator's Certificate Course: Broadcasting is fascinating. Stott's offer an entirely new course that enables you to sit for the Amateur Operator's Certificate of Proficiency Examinations with complete confidence.

Get full details now on Stott's Radio Courses.

POST THIS COUPON TODAY

Stotts

TECHNICAL CORRESPONDENCE COLLEGE

159 Flinders La, Melbourne. 383 George St, Sydney

290 Adelaide St, Brisbane. 45 Gilles St, Adelaide.

1130 Hay St, Perth.

Please send me, free and without obligation, full particulars of your courses in Radio for Amateurs.

Mr Mrs Miss

Address

Age

No sales representative will call

EA369

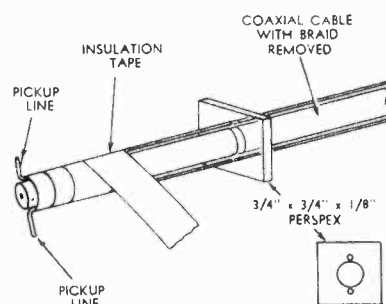
STC17

A READER BUILT IT—continued

A simple jig to help in the construction of the "Standing Wave Ratio Indicator," published in "Electronics Australia" in June, 1965, has been submitted by Mr Bob Morton, 48 Dareen Street, French's Forest, N.S.W. 2086.

The design of the standing wave indicator calls for two pickup wires, of 18 gauge wire, stretched and taped diametrically opposite on the outside of the dielectric around a length of coax inner conductor. The taping has to be done tightly as the finished line has to be bent into an "S" shape to fit into the case.

The simple jig, shown in the sketch, was made to simplify the job of holding the wires in the correct position during taping. One end was taped, the jig slid to about an inch or two away and taping repeated close to the jig. The procedure was repeated until the whole length of line was completely



taped. I hope the idea may be of some help to intending constructors.

BASIC ELECTRONICS

"Basic Electronics" is a quarto-size 128-page book published by "Electronics Australia." It is a revised edition of the former "Basic Radio Course," and is reviewed on page 137 of this issue. An advertisement for the book, including an application coupon, appears on page 77 of this issue.

CLASSIFIED ADVERTISING

FOR SALE

ANTENNA Hi Gain 2043A 4-element 20 meter beam. New. \$140. R. Mirdas. Box 1277. Canberra City.

ANTENNA Webster Band-Spanner whip. Like new. \$35. R. Mirdas. Box 1277. Canberra City.

HAM STATION Galaxy V (less power supply). Galaxy Remote VFO, Heath SB-200 linear. \$675. R. Mirdas. Box 1277. Canberra City. Phone 49-2649 days.

COMPLETE SET Radio and TV (Electronics Australia) mags. 1946-1968 for sale. Best offer. complete only. Also Uher Report-S 2-track mono professional portable tape rec. 4 speeds with AC and other acc. \$175. Engel. 630-3367. Box 151 P.O. Parramatta. N.S.W. 2150.

FAMOUS Brand Tapes and Equipment at prices we are not permitted to advertise. We stock only the best. Efficient mail order service. Information, price lists. Duratone Discount Hi Fi. P.O. Box 125. Curtin. A.C.T.

ELECTROLYTICS. 1000mfd. 250V DCW. 3 1/2 in x 2 1/2 in diameter. Pye Industries Ltd., P.O. Box 14. South Brisbane.

HI-FI CABINETS. speaker enclosures, craftsman built to your requirements. Enquiries welcome. Robert N. Smallwood. 205 Brisbane Road. Booval. Qld. Phone 82-1550.

LAFAYETTE type TE-50 valve tester. (Emission and shorts testing type). checks compactrons and nuvistors. too. Sell for \$20. Also two Gem-304 3-watt transistor amps for \$5 each. P. Stefanina. Box 411. Griffith. N.S.W.

EX-ARMY two 122 trancivers complete with power supply, instructions, circuits. One O.K. one needs valves. Price \$70 for two. Please apply soon. Phone 32-3931 (Sydney).

CASSETTES special offer. Compact cassettes 60 or 90 minute playing time made in U.S.A. packed in plastic library box C.60 \$1.75. C.90 \$2.75. Radio Mart. 155 Castlereagh St. Sydney. Tel. 26-6395.

POTS. new, linear. 2.5K 5K. 10K 25K 50K. 100K. Standard 2in shaft. 35c each. Post \$5 any order. Kitzets Aust.. Box 176. P.O. Dee Why. N.S.W. 2099

25VW ELECTROLYTICS. miniature type. New. 5uF 16c. 10uF 18c. 25uF 20c. 50uF 21c. 100uF 25c. 200uF 29c. 500uF 40c. 1000uF 60c. 2000uF 95c. Pack and post 10c any order. Kitzets Aust.. Box 176. P.O. Dee Why. N.S.W. 2099

POLYESTER CAPACITORS. new, miniature type. 0.001. 0.0022 0.0033. 0.0047. 0.0068 0.01 all 7c each. 0.022. 9c. 0.033 10c. 0.047 11c. 0.068 13c. 0.08 14c. 0.1 15c. 0.22 22c. 0.47 28c. all uF. Add 10c pack and post any order. Kitzets Aust.. Box 176. P.O. Dee Why. N.S.W. 2099.

RESISTORS. new, top grade, all 5 p.c. tolerance. 1/4W. 4c each or \$3 per 100. 1/2W. 5c each or \$4 per 100. 1W. 8c each or \$6.50 per 100. Any quantity between 1 ohm and 10 meg. We supply to your list. Pack and post. 10c any order. Kitzets Aust.. Box 176. P.O. Dee Why. N.S.W. 2099.

AUDIO MIXER. four channel. E.A. Feb. 66. Excellent performance. all transistor. Two low impedance mic. channels. two P.U. \$35. With four mic. channels \$55. 240 AC power supply \$14.95.

PREAMPS from E.A. circuits, complete in metal case. Electric guitar or guitar treble boost \$14.50. Dynamic mic. or high impeded mic \$15.50. Tape head or magnetic P.U. \$25 stereo.

BATTERY CHARGER. E.A. May 66. 6-12 Volt at one amp. Size 4 x 4 x 2 1/2 in. Complete, ready for use. \$13.50. Pack and post 50c each. Beech Electronics. P.O. Box 160. Kogarah. N.S.W. 2217. Phone 605-2307.

SCOOP equiv. BC108. 50c or 5 for \$2. 2N1613. 50c. 2N706. 60c. OCP71. 75c. \$T141. \$1.25. Guitar waa-waa pedal kit parts inc. dia.. \$10. New resistors 4c ea. Plans FM wireless mic. 50c J. Ryan. 26 Underwood Cres.. Toowoomba. 4350.

BARGAINS. Bulk buying saves money. 10 OA91 diodes \$2.50 or 28c ea. 10 silicon rect. 100 PIV 1A \$2.50 or 28c ea. 400 PIV 1A \$3.20 or 36c ea. 2N2160 trans. \$1.40 ea. 3 2N3638 trans. \$2.20 or 80c ea. 3 2N3646 trans. \$2.20 or 80c ea. 5 2N4121 trans. \$1.50 or 40c ea. 4 BC108 trans. \$2.40 or 70c ea. 4 BC109. \$2.40 or 70c ea. 5 25uF 25VW elect. capacitors. \$1 or 23c ea. All tested and guaranteed. Post any quantity. 10c. Send stamp for free catalogue. Pre-pak Electronics. Box 131. P.O. Kingsgrove. 2208.

DIODES type EM40S. 60c each. post free. R. Grant. 17 Julian Street. Willoughby. 2068.

FOR SALE

MARCONI Q meter type TF329G. AWA IFAS1931 frequency modulation monitor. good working order. offer. Box 625J. G.P.O. Brisbane.

CUSTOM BUILT TRANSFORMERS. Power audio. etc. Single or quantity production. Amplifiers. P.A. systems. battery chargers. Rectifiers. electric motors. transistor radios. General engineering. fitting and turning. sheet metal work. etc. Parkinson Transformers. P.O. Box 523. South Brisbane. Phone Beenleigh 872-073.

COLLARO studio deck 4-track stereo playback. Inbuilt pre-amp CCIR and NAB. Oiled maple cabinet. \$50 or best offer. K. Gardner. Killarney. Wallendbeen. N.S.W. 2588. Phone 29.

MODEL LOCOMOTIVE C38. 3 1/2 in gauge. Detail Blueprints. \$14.70 posted. Bolton. 72 King Street. Sydney. 2000. Catalogue \$1.20

NEW OC71. 5 for \$2 or 50c ea.; OC44. 45. 60c ea.; OC72. 84. AC128. OA210. 75c ea.; OC171. 2N370. 371. AF116N. 117N. OA31. OA211. 90c ea.; Power types 2N176. \$1 ea.; 2N301. \$1.20 ea.; OC28. 29. 35. 36. \$1.50 ea.; FET 2N4360. \$1.20 ea.; BC108. 109. 70c ea.; BF115. AC127. 2N3638. 90c ea.; OA81. 85. 91. 95. 30c ea.; EM401. BA100. 50c ea.; UJT 2N2160. \$1.20 ea. No S.A. Sales. Pack and post 15c. Custom Electronics Box 1452. G.P.O. Adelaide. 5001.

SELL all back issues "Electronics Aust." in stock at all times. 1939-56 copies 30c. \$7-63 46c. 1964 to date 50c. Post free. T. Weir. 56 O'Connor St. Haberfeld. N.S.W. 2045. Sydney. 798-7569. Wanted to buy copies also.

READER SERVICE

PRINTED CIRCUIT layout, artwork and board service. Dial scales. Handbook illustrations. Immediate attention. Phone 95-4261 (Sydney).

DUPICATING: James E. Smith Duplicating Service for photostats, photo copies, electronic stencils, addressing service, extensive duplicating coverage. Customers wanted. P.O. Box 48. Albion. Qld.. 4010. Phone 57-6612

ELECTRONIC ORGANS. Do not build yourself an organ without first finding out about the superb Schober (U.S.A.) Assemble-It-Yourself Kits. Inquiries to Schober Organs (Australia) 124 Livingstone Ave.. Pymble. N.S.W. 2073. (Mail only, please.)

TRANSFORMERS wound. Output or mains and specials to order. Paris Radio Electronics. 7a Burton St. Darlinghurst. N.S.W. 31-3273.

REPAIRS to receivers, transmitters, construction testing. TV alignments: Xtal conv., specialised electronic equip. Eccleston Electronics. 146a Cotham Road. Kew. Vic. 80-3777.

TAPE to disc service. Take advantage of W. and G. Records' professional experience when next needing a tape to disc service. W. and G. Record Productions. 15c. Cust 18m. A Beckett Street. Melbourne. Tel. 329-7255.

PRE-RECORDED TAPES hired to members of Australian Tape Recording Society. Bi-monthly releases. The Microphone. newspapers, round robins, sales, service, responding. Send 5c. 9in x 4in SAE to ATRS. Box 9. P.O. Crow's Nest. N.S.W. 2065. or phone (02) 43-6681 after hours.

CALLING ALL PROSPECTIVE AMATEURS

The Wireless Institute of Australia was established in 1910 to further the interest of Amateur Radio. With over 45 years experience, who could be more experienced in the teaching of this subject? We are a non-profit making Organisation. Correspondence Courses are available at any time. Personal Classes commence in February of each year.

For further information write to:
THE COURSE SUPERVISOR, W.I.A.,
14 Atchison Street,
CROWS NEST, N.S.W.

POSITIONS VACANT

AWA MICROELECTRONICS Further opportunities for ELECTRONIC TECHNICIANS are now available in the fascinating field of integrated circuits with the only Australian IC facility.

Write or phone Staff Office.
AMALGAMATED WIRELESS VALVE COMPANY PTY. LTD.
348 VICTORIA ROAD.
RYDALMERE 2116
Phone 638-0411.

ENGINEER for design and development in spare time of solid state circuitry. Able to make up prototype necessary. Apply Ultrasonic Industries Pty. Ltd., 8 Northcote Street St. Leonards. N.S.W. 439-1119.

WANTED

RECORD MAKING PRESS. details, price, to P.O. Box 658. Valley. Brisbane.


SIG. GEN. VTVM and other test equipment. Any condition. Collier. 84 Orange Parade. Wyoming. Gosford. 2251.

*Reg. Trade Mark

*AEGIS

Transistor aerial R. F. and oscillator tuning coils

Transistor IF transformers



Available from any good radio parts distributor. Write for technical details and prices.

AEGIS PTY. LTD.

347 Darebin Rd., Thornbury, Vic. 3071.
Phone 49-1017, 49-6792, P.O. Box 49, Thornbury, Vic. 3071.

PROBLEMS?

The scientifically endorsed potential of THOUGHT-POWER, opens doors, solves problems, ensures success, brings peace of mind. Free informative, large book, containing pages of letter-extracts, explains how simple, proven, uncostly methods fulfil your needs. Send 17c stamp to
Mr BENN, 44 VICTORY LANE, LEURA, N.S.W. 2781.

TOWNSVILLE

AMATEUR RADIO CLUB

The 1969 class for those interested in obtaining an amateur licence begins

SATURDAY, MARCH 8

TIME: 8.30 a.m.

LOCATION: 4TO Auditorium.

CLASS INSTRUCTOR: L. Nosedá, VK4EX.

FOR FURTHER INFORMATION:
P. J. LINDSAY, VK4ZPL/T.
PHONE 6161.

ADVERTISING INDEX

A & R Electronic Equip. Co. Ltd.	84
A.C.E. Radio	142, 143, 144
Adcola Products Pty. Ltd.	34
Aegis Pty. Ltd.	175
Agfa-Gevaert Ltd.	70
Akai Electric Co. Ltd.	72
Allied Capacitors Pty. Ltd.	134
Amalgamated Wireless (A'sia) Ltd.	164
Amalg'd Wireless Valve Co. Pty. Ltd.	10
Amplion (A'sia) Pty. Ltd.	49
Arrow Electronics Pty. Ltd.	60
Astronics Australasia Pty. Ltd.	32, 118
Audio Engineers Pty. Ltd.	106
Aust. Radio and TV College Pty. Ltd.	Outside Back Cover
Basic Electronics	77
Bernards Radio Books & Supplies	139
Brasos Hi-Fi Centre	123
Bright Star Radio	149
British Institute of Careers	140
Broadway Electronics Pty. Ltd.	54, 55
Broadway Electronics (Sales) Pty. Ltd.	2, 3
Broughton, Peter G.	107
Brown, Thomas C and Co. Pty. Ltd.	131
Cannon Electric (Aust.) Pty. Ltd.	156, 171
Castle Records	121
Chapman, Maurice and Co. Pty. Ltd.	104
Charmac Pty. Ltd.	116
Classic Radio Service	110, 111
Classic Tape Recorders	117
Classified Advertisements	175
Claybridge Sound	121
Colstok Electronics	81
Convoy International Pty. Ltd.	80
Cunningham, R. M. Pty. Ltd.	92
Deltch Bros.	172
Direct Disposals Trading Co.	170
Douglas Trading Pty. Ltd.	98
E. D. and E. (Sales) Pty. Ltd.	126, 127
Encei Electronics (Stereo) Pty. Ltd.	19, 83, 119, 124, 169
Fairchild Australia Pty. Ltd.	16
Ferguson Transformers Pty. Ltd.	40
Foot, Richard (Aust.) Pty. Ltd.	151
General Accessories Ltd.	64, 78
Goldring Eng. (A'sia) Pty. Ltd.	5, 7, 102, 103
Goodman's Loudspeakers Ltd.	98
Gray, Simon Pty. Ltd.	48, Inside Back Cover
Haco Distributing Agencies Pty. Ltd.	Inside Front Cover
H.B. Radio Sales	99, 168
Harm Radio Suppliers	168
Hi-Fi (Stereo) Pty. Ltd.	92
Homecrafts Pty. Ltd.	80
International Correspondence Schools	136
International Dynamics (Ag.) Pty. Ltd.	130
IRM Components Pty. Ltd.	20, 52, 62, 74
Jacoby, Mitchell and Co. Pty. Ltd.	26, 68, 132
J.H. Reproducers Pty. Ltd.	94
Kent Hi-Fi Pty. Ltd.	101
Klapp Electronics Pty. Ltd.	173
Lafayette Electronics	166
Leak, M. J. (Aust.) Pty. Ltd.	112
Leroxa Industries Pty. Ltd.	57, 58
Magrath, J. H. and Co. Pty. Ltd.	50
Manufacturers Spec. Prod. Pty. Ltd.	82, 129
Marconi School of Wireless	141
Mastersound Sales Pty. Ltd.	108
Mullard-Australia Pty. Ltd.	28
National Radio Supplies	162, 163
Nova-Tech. Inc.	66
O'Gorman, Kevin D. J. Book	174
Olms Trading Co. Pty. Ltd.	154
Plessey Pacific Roia Division	24
Racab Storage Cabinet Pty. Ltd.	86
Radio Despatch Service	53
Radio House Pty. Ltd.	150
R.C.S. Radio Pty. Ltd.	130
Recorded Music Salon	90, 114
Sansui Electric Co. Ltd.	42, 43
Sato Parts Co. Ltd.	134
Shalley, Peter Electronics Pty. Ltd.	86
Sideband Electronics Engineering	152
S.T.A. Electronics	133
Standard Components Pty. Ltd.	90
Standard Publishing Co. Pty. Ltd.	138
Standard Telephones & Cables Pty. Ltd.	14, 160
Stereo Sound Systems	109, 119, 138
Stott's Tech. Correspondence College	174
Sydney Hi-Fi	122
Tasmanex Pty. Ltd.	153
Technical Training Int. Pty. Ltd.	146
Tei-Leigh-Tubes Pty. Ltd.	135
"Thought Power"	175
T.O.S.C.A. Electronic Sales	175
Townsville Amateur Radio Club	88, 89
Trio Corporation	120
Truscott Electronics	113
Turnbull, Bill	113
Union Carbide Australia Ltd.	4, 5
United Radio Distributors Pty. Ltd.	35
United Trade Sales Pty. Ltd.	155
University Graham Inst. Pty. Ltd.	30
Varian Techtron Pty. Ltd.	59
Wagner, R. H. and Sons Pty. Ltd.	148
Warburton Franki Ltd.	38, 158
Wedderspoon, W. C. Pty. Ltd.	100, 122
Weston Electronics Pty. Ltd.	173
Wilcox Bros. & Barclay	87
Willis, S. E. Trading Co.	161
Wireless Institute of Australia (N.S.W.)	175
Wonder Wool Pty. Ltd.	125
Zephyr Products Pty. Ltd.	22, 46

CLASSIFIED ADVERTISERS ELECTRONICS Australia Classified Columns

USE THIS FORM FOR YOUR NEXT ADVERTISEMENT TO APPEAR IN THE

To the Advertising Manager,
ELECTRONICS Australia,
Box 2728 G.P.O.
Sydney, 2001

Endorsement
Residential Address

State

• Please insert the following
advertisement in the
..... issue

• I enclose P. Note/Cheque for \$
being full payment for lines at \$0.60 per line.

☐ FOR SALE ☐ WANTED ☐ READER SERVICE ☐ POSITION VACANT

Please write in block letters with ink or ball-point pen.

Number of insertions

"ELECTRONICS Australia" SPECIAL ORDER FORM

Guarantee yourself a complete set of issues for
your library with no copies missing.

SUBSCRIPTION RATES

	PER YEAR
Australia, New Guinea, Fiji	\$4.00
New Zealand	\$5.00
United Kingdom and British Commonwealth	\$6.00
Elsewhere	\$6.00

POST THIS COUPON TO:—

The Circulation Manager, **ELECTRONICS Australia**,
Box 2728, G.P.O., Sydney, 2001, Australia.

Name

Address

Enclosed is \$ for years. Start with
(Please use cheque, money order, etc. Do not enclose cash)


proven wharfedale high fidelity sound from two low priced compact speaker systems!

Several years of intensive research have resulted in the release of two new compact speaker systems by Rank Wharfedale Ltd. The problems associated with small speaker enclosures have finally been solved; until now these limiting factors have been restricted frequency response and lack of musical quality.

The "Denton" measures only 9¾" x 15" x 9" . . . the "Super Linton" is 19" x 10" x 10". Both systems feature a new type of bass/mid-range 8" drive unit with an exclusive Wharfedale Flexiprene surround, an extra-long throw voice coil and a new-type ceramic magnet. A specially designed paper cone is employed as laboratory tests reveal that a well-designed paper cone is far more sensitive to musical sound than those made from plastics or man-made fibres. Lower registers are reproduced without restraint or collapse.

Treble response is smooth, clean and satisfying; a new H.F. pressure unit incorporated in both enclosures features an "Acoustiprene" dome — the lightest material ever used in speaker manufacture.

the new Wharfedale Denton




\$61.40

ea. inc.
sales tax.

\$78.

ea. inc.
sales tax.

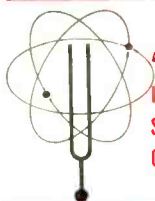
the new Wharfedale Super Linton



Frequency response of the "Denton" is conservatively quoted at 65-17,000 Hz. Response of the "Super Linton" is 40-17,000 Hz. Impedance is 4-8 ohms.

Cabinets are finished in selected oiled teak or polished walnut veneers and have been designed to match both modern and period decor. Both "Dentons" and "Super Lintons" are supplied in acoustically matched pairs for optimum stereophonic performance.

When first you listen to these compact Wharfedale multiple speaker systems you will find it hard to believe; after several weeks you will still wonder how Wharfedale succeeded in putting high fidelity Wharfedale sound into extremely compact enclosures.



Australian National Distributors:

Simon Gray Pty. Ltd.

Head Office: 28 Elizabeth St., Melbourne, Vic. Tel. 63 8101*

Sydney Office: 22 Ridge St., North Sydney, N.S.W. Tel. 929 6816

Canberra Office: 31-33 London Circuit, Canberra City, A.C.T.
Tel. 49 6050

INTERSTATE REPRESENTATIVES:

N.T.: Pfitzner's Music House, Smith Street, Darwin. Tel. 3801

Q'land: Sydney G. Hughes, 154-158 Arthur St., New Farm, Brisbane. Tel. 58 1422


S.A.: Eilco Sales Pty. Ltd., 7-9 Osmond Terrace, Norwood, S.A. Tel. 63 4844

Tas.: K. W. McCulloch Pty. Ltd., 57 George Street, Launceston. Tel. 2 5322

W.A.: Athol M. Hill, 613-615 Wellington Street, Perth. Tel. 21 7861

SGW7/68

This A.R.T.C. Success Story Can Be Yours!



GET INTO ONE OF THESE PROFITABLE CAREERS IN RADIO AND TELEVISION

There is a profitable career for you in the many phases of radio television including manufacturing, radio servicing, television servicing, research, sales broadcasting and television executive, armed forces. A.R.T.C. can help you gain one of these much sought-after positions. But remember, it is only the trained man who succeeds and A.R.T.C. can give you the complete training which is necessary.

TRAIN AT HOME OR AT THE COLLEGE

With A.R.T.C. you can obtain the training you need. At the benches and in the lecture halls of Australian Radio and TV college or in your own home by correspondence . . . you can be taught every important aspect of radio, television, details of every application of the fundamental principles. The course is intensely practical and individual.

MAKE SPARE-TIME MONEY

If you wish you can make your spare time earn money for you. Many students make extra money at spare time work after only the first few weeks. Think of all those things extra money can bring you, home of your own, car, time for relaxation, etc. Safeguard your future . . . mail the coupon today.

MAIL COUPON NOW

You are invited to mail the coupon below which can be your first step towards securing a job or business of your own with good prospects, security and big money. A.R.T.C. will mail to you by return, at no obligation to you the big free booklet: "Careers in Radio and Television." This booklet will show you definite steps you can take for a better job, how you can succeed in life. Post the coupon, phone or call NOW.

AUSTRALIAN RADIO AND TELEVISION COLLEGE PTY. LTD.

E. S. & A. BANK BUILDING,
Cnr. Broadway and City Road, Sydney.
(Opp. Grace Bros.) Phone 211-4244 (3 lines.)



AUSTRALIAN RADIO & TELEVISION COLLEGE PTY. LTD.,

206 Broadway, Sydney, N.S.W.

Dear Sir,

Please send me, without obligation, your free booklet, "Careers in Radio, TV and Electronics."

NAME

ADDRESS